

OPEN -- Overall Stage Results

HPS Cup 2006

Printed September 4, 2006 at 12:32



Stage 1 -- Stage 1

	PTS	TIME	HIT FACTOR	STAGE POINTS	STAGE PERCENT	COMPETITOR # Name
1	83	8,06	10,2978	85,0000	100,00	186 Kirsch, Saul
2	80	8,87	9,0192	74,4462	87,58	154 Zobrist, Roger
3	81	9,39	8,6262	71,2025	83,77	29 Schneider, Patrick
4	79	9,43	8,3775	69,1499	81,35	142 Jeanmaire, Jimmy
5	75	8,98	8,3519	68,9383	81,10	145 Wilda, Christian
6	79	9,92	7,9637	65,7342	77,33	56 Wiegand, Maximilian
7	73	9,34	7,8158	64,5137	75,90	33 van Koolwijk, Jacky
8	79	10,19	7,7527	63,9925	75,29	74 van Noord, Desiree
9	82	10,86	7,5506	62,3247	73,32	18 Kummer, Patrick
10	72	9,72	7,4074	61,1423	71,93	161 Catricalà, Thierry
11	83	11,97	6,9340	57,2348	67,34	185 Lindenmayer, Oliver
12	77	11,16	6,8996	56,9511	67,00	160 Haas, Peter
13	78	11,31	6,8966	56,9256	66,97	182 Mallebre, Tom
14	75	10,98	6,8306	56,3813	66,33	53 Metzner, Michael
15	76	11,32	6,7138	55,4170	65,20	141 Stauffer, Peter
16	76	11,35	6,6960	55,2705	65,02	184 Lindenmayer, Christian
17	77	11,73	6,5644	54,1837	63,75	44 Brozio, Werner
18	78	11,94	6,5327	53,9220	63,44	46 Hoppegarten, Rainer
19	76	11,70	6,4957	53,6171	63,08	158 Smits, Nico
20	78	12,04	6,4784	53,4742	62,91	45 Loerke, Juergen
21	80	12,37	6,4673	53,3822	62,80	157 Kisters, Rob
22	57	8,92	6,3901	52,7456	62,05	5 Notnagel, Nils
23	77	12,58	6,1208	50,5226	59,44	159 Sasabone, John
24	79	13,05	6,0536	49,9681	58,79	197 Schindler, Reiner
25	60	9,97	6,0181	49,6743	58,44	105 Schweizer, Cornelius
26	63	10,57	5,9603	49,1973	57,88	11 Borchardt, Dirk
27	80	13,59	5,8867	48,5899	57,16	85 van Mulekom, Mark
28	77	13,36	5,7635	47,5730	55,97	109 Zawierta, JeanPierre
29	75	13,11	5,7208	47,2209	55,55	38 Peters, Jos
30	65	11,79	5,5131	45,5067	53,54	156 Rodigas, Eduard
31	65	11,80	5,5085	45,4681	53,49	181 Riegel, Karl
32	83	15,26	5,4391	44,8952	52,82	166 Delcominette, Eugene
33	72	13,25	5,4340	44,8531	52,77	90 Kobler, Wolfgang
34	62	11,41	5,4338	44,8520	52,77	99 Bomholt, Jens
35	83	15,32	5,4178	44,7193	52,61	110 Bogaert, Rene
36	80	14,79	5,4091	44,6476	52,53	2 Lemke, Klaus
37	82	15,40	5,3247	43,9510	51,71	84 Gallenbach, Heinz
38	58	10,97	5,2871	43,6413	51,34	10 Graf, Harry
39	80	15,36	5,2083	42,9907	50,58	200 Schaefer, Susanne
40	64	12,39	5,1655	42,6368	50,16	6 Remek, Claudia
41	48	9,58	5,0104	41,3572	48,66	71 Kroener, Matthias
42	61	12,21	4,9959	41,2373	48,51	112 Jung, Simone
43	66	14,08	4,6875	38,6916	45,52	42 Knappstein, Paul
44	55	12,05	4,5643	37,6749	44,32	32 Przybyla, Horst
45	64	14,59	4,3866	36,2077	42,60	174 Pruchhorst, Roland
46	82	19,01	4,3135	35,6047	41,89	194 Sobania, Thomas

OPEN -- Overall Stage Results

HPS Cup 2006

Printed September 4, 2006 at 12:32



Stage 1 -- Stage 1

	PTS	TIME	HIT FACTOR	STAGE POINTS	STAGE PERCENT	COMPETITOR # Name
47	43	11,41	3,7686	31,1070	36,60	8 Scheper, Hubert
48	47	12,89	3,6462	30,0968	35,41	167 Ebenhö, Julia
49	67	18,50	3,6216	29,8937	35,17	23 Capella, Gonzalo
50	42	12,71	3,3045	27,2759	32,09	101 Schindler, Tabitha
51	32	15,37	2,0820	17,1851	20,22	128 Heiser, Thomas
52	31	17,43	1,7785	14,6805	17,27	58 Lindenpuetz, Gerd

STANDARD -- Overall Stage Results

HPS Cup 2006

Printed September 4, 2006 at 12:32



Stage 1 -- Stage 1

	PTS	TIME	HIT FACTOR	STAGE POINTS	STAGE PERCENT	COMPETITOR # Name
1	80	12,56	6,3694	85,0000	100,00	130 Markopoulos, Georgios
2	77	12,10	6,3636	84,9227	99,91	96 Blazicek, Johannes
3	75	11,98	6,2604	83,5455	98,29	15 Trautmann, Ralf
4	80	12,82	6,2402	83,2761	97,97	22 Brosch, Hampi
5	79	13,72	5,7580	76,8407	90,40	89 Ksycki, Andre
6	61	10,96	5,5657	74,2742	87,38	122 Midgley, Gregory
7	75	14,13	5,3079	70,8333	83,33	121 Grieder, Peter
8	62	11,88	5,2189	69,6456	81,94	163 Lacroix, Christian
9	61	11,84	5,1520	68,7538	80,89	150 Gerard, Joel
10	79	15,37	5,1399	68,5917	80,70	140 Klingberg, Anja
11	71	14,08	5,0426	67,2937	79,17	87 Pantzer, Bernd
12	72	14,69	4,9013	65,4078	76,95	16 Stolzer, Andy
13	79	16,29	4,8496	64,7179	76,14	80 Spronk, Frank
14	56	11,81	4,7417	63,2786	74,45	169 de Chessé, Laurent
15	76	16,43	4,6257	61,7298	72,62	162 Scherer, Udo
16	80	17,49	4,5740	61,0406	71,81	35 Schmidt, Andreas
17	76	16,71	4,5482	60,6954	71,41	54 Semmler, Ralf
18	61	14,11	4,3232	57,6928	67,87	124 Kuenzler, Oliver
19	78	18,16	4,2952	57,3188	67,43	117 Guenther, Helmut
20	69	16,12	4,2804	57,1219	67,20	114 Kraft, Herbert
21	74	17,51	4,2262	56,3981	66,35	118 Terving, Armin
22	58	14,28	4,0616	54,2024	63,77	79 Bock, Steffen
23	77	19,25	4,0000	53,3800	62,80	146 Testa, Eddy
24	71	19,71	3,6022	48,0718	56,56	94 Mariack Kraft, Christel
25	51	14,85	3,4343	45,8313	53,92	165 Kister, Sebastien
26	76	22,13	3,4343	45,8301	53,92	187 Litterst, Detlef
27	54	16,16	3,3416	44,5934	52,46	148 Groß, Michael
28	58	19,37	2,9943	39,9592	47,01	198 Kieninger, Stephanie
29	45	15,09	2,9821	39,7962	46,82	100 Schindler, Rüdiger
30	46	15,94	2,8858	38,5113	45,31	177 Schmid, Thomas
31	75	29,35	2,5554	34,1014	40,12	123 Gick, Helmut
32	45	18,30	2,4590	32,8156	38,61	98 Kuhlmann, Norbert
33	31	16,89	1,8354	24,4935	28,82	43 Hoehn, Klaus
34	39	22,62	1,7241	23,0086	27,07	131 Peter, Franz
35	21	14,98	1,4019	18,7079	22,01	97 Denk, Matthias
36	24	25,25	0,9505	12,6844	14,92	195 Krizan, Karolj
37	21	24,10	0,8714	11,6284	13,68	201 Schaefer, Markus
38	17	24,54	0,6927	9,2447	10,88	127 Krämer, Peter

PRODUCTION -- Overall Stage Results

HPS Cup 2006

Printed September 4, 2006 at 12:32



Stage 1 -- Stage 1

	PTS	TIME	HIT FACTOR	STAGE POINTS	STAGE PERCENT	COMPETITOR # Name
1	85	12,30	6,9106	85,0000	100,00	86 Schmidt, Tino
2	77	11,67	6,5981	81,1568	95,48	126 Schraner, Remo
3	79	12,86	6,1431	75,5599	88,89	61 Haben, Joerg
4	73	12,00	6,0833	74,8250	88,03	7 Lentz, Arne
5	77	13,21	5,8289	71,6957	84,35	188 Loch, Marijan
6	75	13,16	5,6991	70,0988	82,47	17 Kummer, Steven
7	77	13,75	5,6000	68,8800	81,04	20 van Essen, Olaf
8	71	13,63	5,2091	64,0719	75,38	76 Guelle, Christian
9	77	15,06	5,1129	62,8884	73,99	193 Rauer, Dietmar
10	65	12,75	5,0980	62,7059	73,77	49 Becker, Karsten
11	61	12,53	4,8683	59,8803	70,45	75 Roorda, Richard
12	73	15,42	4,7341	58,2296	68,51	147 Wittmann, Horst
13	79	16,91	4,6718	57,4630	67,60	132 Hermann, David
14	73	15,95	4,5768	56,2947	66,23	65 Stief, Mathias
15	62	13,90	4,4604	54,8633	64,55	143 Binder, Thomas
16	79	18,73	4,2178	51,8793	61,03	144 Maurer, Remo
17	58	14,19	4,0874	50,2748	59,15	106 Kahl, Michael
18	65	16,42	3,9586	48,6906	57,28	178 Meyer, Werner
19	44	11,53	3,8161	46,9384	55,22	59 Walter, Michael
20	73	19,45	3,7532	46,1645	54,31	116 Detert, Alexander
21	58	15,53	3,7347	45,9369	54,04	57 Boss, Dirk
22	65	17,61	3,6911	45,4003	53,41	152 Henn, Frank
23	71	19,25	3,6883	45,3662	53,37	68 Schlipf, Thorsten
24	61	16,74	3,6440	44,8208	52,73	66 Uecker, Ulrich
25	77	21,40	3,5981	44,2570	52,07	1 Wohlmuth, Markus
26	57	15,86	3,5939	44,2055	52,01	107 Simonet, Peter
27	54	15,34	3,5202	43,2986	50,94	91 Maynert, Rico
28	69	19,89	3,4691	42,6697	50,20	82 Krueger, Donald
29	77	22,61	3,4056	41,8885	49,28	52 von Streit, Dietrich
30	69	21,07	3,2748	40,2800	47,39	180 Könnecke, Ralf
31	54	16,72	3,2297	39,7249	46,74	189 Wessely, Rene
32	48	15,06	3,1873	39,2032	46,12	9 Seeger, Eugen
33	65	20,55	3,1630	38,9051	45,77	51 Klemens, Waldemar
34	56	18,18	3,0803	37,8878	44,57	151 Bader, Jürgen
35	57	18,80	3,0319	37,2926	43,87	69 Schilling, Thomas
36	56	19,01	2,9458	36,2336	42,63	115 Mettner, Oliver
37	43	14,96	2,8743	35,3543	41,59	13 Burkhart, Helmut
38	54	19,93	2,7095	33,3266	39,21	103 Wehmeier, Manfred
39	43	16,03	2,6825	32,9944	38,82	164 Stobbe, Markus
40	45	17,26	2,6072	32,0684	37,73	4 Ende, Wolfgang
41	46	18,82	2,4442	30,0638	35,37	14 Burkhart, Rita
42	39	16,25	2,4000	29,5200	34,73	30 van de Geijn, George
43	64	26,92	2,3774	29,2422	34,40	37 Fajerski, Andreas
44	35	15,12	2,3148	28,4722	33,50	168 Schreiner, Michael
45	48	22,80	2,1053	25,8947	30,46	133 Steiner, Alexandra
46	22	10,98	2,0036	24,6448	28,99	175 Schlömer, Stefan

PRODUCTION -- Overall Stage Results

HPS Cup 2006

Printed September 4, 2006 at 12:32



Stage 1 -- Stage 1

	PTS	TIME	HIT FACTOR	STAGE POINTS	STAGE PERCENT	COMPETITOR # Name
47	42	22,11	1,8996	23,3650	27,49	28 Fickinger, Tilo
48	35	19,21	1,8220	22,4102	26,36	41 Minnert, Michael
49	37	20,97	1,7644	21,7024	25,53	88 Krueger, Juergen
50	29	17,06	1,6999	20,9086	24,60	64 Kuhn, Manfred
51	25	15,67	1,5954	19,6235	23,09	25 Redder, Sascha
52	20	14,44	1,3850	17,0360	20,04	3 Kelterbaum, Reinhard
53	20	16,24	1,2315	15,1478	17,82	67 Wiegand, Frank
54	18	23,72	0,7589	9,3339	10,98	48 Schneider, Claudia
55	11	20,81	0,5286	6,5017	7,65	119 Krause, Alex
56	5	29,94	0,1670	2,0541	2,42	179 Könnecke, Annett
57	0	38,90	0,0000	0,0000	0,00	120 Middeldorf, Stephanie

MODIFIED -- Overall Stage Results

HPS Cup 2006

Printed September 4, 2006 at 12:32



Stage 1 -- Stage 1

	PTS	TIME	HIT FACTOR	STAGE POINTS	STAGE PERCENT	COMPETITOR # Name
1	60	11,71	5,1238	85,0000	100,00	129 Blank, Andreas
2	69	22,21	3,1067	51,5377	60,63	155 Huber, Udo

REVOLVER (STANDARD) -- Overall Stage Results

HPS Cup 2006

Printed September 4, 2006 at 12:32



Stage 1 -- Stage 1

	PTS	TIME	HIT FACTOR	STAGE POINTS	STAGE PERCENT	COMPETITOR # Name
1	58	16,91	3,4299	85,0000	100,00	199 Itani, Marwan
2	48	27,65	1,7360	43,0210	50,61	196 Gibney, Jim

OPEN -- Overall Stage Results

HPS Cup 2006

Printed September 4, 2006 at 12:32



Stage 2 -- Stage 2

	PTS	TIME	HIT FACTOR	STAGE POINTS	STAGE PERCENT	COMPETITOR # Name
1	45	3,95	11,3924	45,0000	100,00	186 Kirsch, Saul
2	43	4,02	10,6965	42,2512	93,89	74 van Noord, Desiree
3	43	4,17	10,3118	40,7314	90,51	18 Kummer, Patrick
4	44	4,72	9,3220	36,8220	81,83	46 Hoppegarten, Rainer
5	44	4,73	9,3023	36,7442	81,65	142 Jeanmaire, Jimmy
6	41	4,60	8,9130	35,2065	78,24	29 Schneider, Patrick
7	43	4,89	8,7935	34,7341	77,19	33 van Koolwijk, Jacky
8	42	4,78	8,7866	34,7071	77,13	154 Zobrist, Roger
9	41	4,75	8,6316	34,0947	75,77	5 Notnagel, Nils
10	43	5,13	8,3821	33,1092	73,58	141 Stauffer, Peter
11	43	5,19	8,2852	32,7264	72,73	145 Wilda, Christian
12	41	4,97	8,2495	32,5855	72,41	181 Riegel, Karl
13	43	5,24	8,2061	32,4141	72,03	161 Catricalà, Thierry
14	41	5,00	8,2000	32,3900	71,98	10 Graf, Harry
15	44	5,41	8,1331	32,1257	71,39	159 Sasabone, John
16	44	5,43	8,1031	32,0074	71,13	109 Zawierta, JeanPierre
17	41	5,09	8,0550	31,8173	70,71	184 Lindenmayer, Christian
18	44	5,49	8,0146	31,6576	70,35	32 Przybyla, Horst
19	43	5,39	7,9777	31,5121	70,03	53 Metzner, Michael
20	43	5,45	7,8899	31,1651	69,26	112 Jung, Simone
21	44	5,70	7,7193	30,4912	67,76	157 Kisters, Rob
22	44	5,80	7,5862	29,9655	66,59	197 Schindler, Reiner
23	43	5,76	7,4653	29,4878	65,53	23 Capella, Gonzalo
24	28	3,79	7,3879	29,1821	64,85	71 Kroener, Matthias
25	41	5,60	7,3214	28,9196	64,27	156 Rodigas, Eduard
26	42	5,77	7,2790	28,7522	63,89	185 Lindenmayer, Oliver
27	42	5,80	7,2414	28,6034	63,56	45 Loerke, Juergen
28	40	5,53	7,2333	28,5714	63,49	56 Wiegand, Maximilian
29	41	5,67	7,2310	28,5626	63,47	99 Bomholt, Jens
30	43	6,27	6,8581	27,0893	60,20	38 Peters, Jos
31	43	6,30	6,8254	26,9603	59,91	44 Brozio, Werner
32	45	6,67	6,7466	26,6492	59,22	42 Knappstein, Paul
33	42	6,27	6,6986	26,4593	58,80	6 Remek, Claudia
34	44	6,62	6,6465	26,2538	58,34	160 Haas, Peter
35	45	6,89	6,5312	25,7983	57,33	200 Schaefer, Susanne
36	40	6,19	6,4620	25,5250	56,72	182 Mallebre, Tom
37	42	6,52	6,4417	25,4448	56,54	90 Kobler, Wolfgang
38	41	6,80	6,0294	23,8162	52,92	174 Pruchhorst, Roland
39	43	7,29	5,8985	23,2990	51,78	194 Sobania, Thomas
40	43	7,44	5,7796	22,8293	50,73	2 Lemke, Klaus
41	41	7,32	5,6011	22,1243	49,17	167 Ebenhöf, Julia
42	29	5,21	5,5662	21,9866	48,86	11 Borchardt, Dirk
43	37	7,05	5,2482	20,7305	46,07	85 van Mulekom, Mark
44	44	8,42	5,2257	20,6413	45,87	84 Gallenbach, Heinz
45	44	8,47	5,1948	20,5195	45,60	110 Bogaert, Rene
46	41	8,03	5,1059	20,1681	44,82	58 Lindenpuetz, Gerd

OPEN -- Overall Stage Results

HPS Cup 2006

Printed September 4, 2006 at 12:32



Stage 2 -- Stage 2

	PTS	TIME	HIT FACTOR	STAGE POINTS	STAGE PERCENT	COMPETITOR # Name
47	28	5,72	4,8951	19,3357	42,97	8 Scheper, Hubert
48	27	5,71	4,7285	18,6778	41,51	101 Schindler, Tabitha
49	43	10,05	4,2786	16,9005	37,56	166 Delcominette, Eugene
50	29	7,72	3,7565	14,8381	32,97	128 Heiser, Thomas
51	42	11,82	3,5533	14,0355	31,19	158 Smits, Nico
52	43	15,87	2,7095	10,7026	23,78	105 Schweizer, Cornelius

STANDARD -- Overall Stage Results

HPS Cup 2006

Printed September 4, 2006 at 12:32



Stage 2 -- Stage 2

	PTS	TIME	HIT FACTOR	STAGE POINTS	STAGE PERCENT	COMPETITOR # Name
1	44	4,46	9,8655	45,0000	100,00	122 Midgley, Gregory
2	45	4,82	9,3361	42,5853	94,63	150 Gerard, Joel
3	41	4,89	8,3845	38,2446	84,99	22 Brosch, Hampi
4	44	5,41	8,1331	37,0980	82,44	96 Blazicek, Johannes
5	42	5,21	8,0614	36,7711	81,71	15 Trautmann, Ralf
6	39	4,92	7,9268	36,1572	80,35	169 de Chessé, Laurent
7	44	5,63	7,8153	35,6483	79,22	163 Lacroix, Christian
8	40	5,32	7,5188	34,2960	76,21	146 Testa, Eddy
9	44	5,92	7,4324	33,9020	75,34	16 Stolzer, Andy
10	42	5,91	7,1066	32,4158	72,04	165 Kister, Sebastien
11	45	6,42	7,0093	31,9722	71,05	121 Grieder, Peter
12	43	6,19	6,9467	31,6864	70,41	89 Ksycki, Andre
13	43	6,30	6,8254	31,1331	69,18	117 Guenther, Helmut
14	38	5,73	6,6318	30,2499	67,22	130 Markopoulos, Georgios
15	43	6,55	6,5649	29,9448	66,54	140 Klingberg, Anja
16	45	6,91	6,5123	29,7050	66,01	100 Schindler, Rüdiger
17	45	7,06	6,3739	29,0738	64,61	124 Kuenzler, Oliver
18	41	6,60	6,2121	28,3357	62,97	79 Bock, Steffen
19	43	7,24	5,9392	27,0910	60,20	114 Kraft, Herbert
20	42	7,43	5,6528	25,7843	57,30	118 Terving, Armin
21	45	8,82	5,1020	23,2723	51,72	43 Hoehn, Klaus
22	29	5,70	5,0877	23,2069	51,57	54 Semmler, Ralf
23	43	8,88	4,8423	22,0877	49,08	162 Scherer, Udo
24	42	8,79	4,7782	21,7949	48,43	198 Kieninger, Stephanie
25	39	8,30	4,6988	21,4329	47,63	187 Litterst, Detlef
26	44	9,38	4,6908	21,3966	47,55	127 Krämer, Peter
27	43	9,24	4,6537	21,2271	47,17	98 Kuhlmann, Norbert
28	44	9,61	4,5786	20,8845	46,41	35 Schmidt, Andreas
29	37	8,29	4,4632	20,3583	45,24	123 Gick, Helmut
30	43	9,78	4,3967	20,0551	44,57	195 Krizan, Karolj
31	43	9,93	4,3303	19,7521	43,89	87 Pantzer, Bernd
32	43	10,06	4,2744	19,4969	43,33	94 Mariack Kraft, Christel
33	33	8,00	4,1250	18,8156	41,81	97 Denk, Matthias
34	33	8,12	4,0640	18,5376	41,19	177 Schmid, Thomas
35	39	10,58	3,6862	16,8141	37,36	201 Schaefer, Markus
36	39	10,60	3,6792	16,7824	37,29	148 Groß, Michael
37	26	7,79	3,3376	15,2241	33,83	80 Spronk, Frank
38	38	12,02	3,1614	14,4203	32,05	131 Peter, Franz

PRODUCTION -- Overall Stage Results

HPS Cup 2006

Printed September 4, 2006 at 12:32



Stage 2 -- Stage 2

	PTS	TIME	HIT FACTOR	STAGE POINTS	STAGE PERCENT	COMPETITOR # Name
1	41	4,79	8,5595	45,0000	100,00	126 Schraner, Remo
2	45	5,39	8,3488	43,8923	97,54	75 Roorda, Richard
3	45	5,51	8,1670	42,9363	95,41	143 Binder, Thomas
4	45	5,52	8,1522	42,8586	95,24	86 Schmidt, Tino
5	41	5,18	7,9151	41,6120	92,47	188 Loch, Marijan
6	45	5,81	7,7453	40,7193	90,49	164 Stobbe, Markus
7	41	5,39	7,6067	39,9907	88,87	7 Lentz, Arne
8	45	5,99	7,5125	39,4957	87,77	20 van Essen, Olaf
9	39	5,59	6,9767	36,6790	81,51	17 Kummer, Steven
10	41	6,05	6,7769	35,6281	79,17	51 Klemens, Waldemar
11	41	6,23	6,5811	34,5987	76,89	59 Walter, Michael
12	43	6,58	6,5350	34,3563	76,35	147 Wittmann, Horst
13	45	6,96	6,4655	33,9913	75,54	193 Rauer, Dietmar
14	41	6,35	6,4567	33,9449	75,43	49 Becker, Karsten
15	37	5,76	6,4236	33,7710	75,05	57 Boss, Dirk
16	45	7,13	6,3114	33,1808	73,74	1 Wohlmuth, Markus
17	39	6,24	6,2500	32,8582	73,02	76 Guelle, Christian
18	41	6,59	6,2215	32,7086	72,69	9 Seeger, Eugen
19	43	6,93	6,2049	32,6212	72,49	3 Kelterbaum, Reinhard
20	43	7,04	6,1080	32,1115	71,36	106 Kahl, Michael
21	39	6,42	6,0748	31,9370	70,97	65 Stief, Mathias
22	41	6,76	6,0651	31,8861	70,86	61 Haben, Joerg
23	41	6,80	6,0294	31,6985	70,44	168 Schreiner, Michael
24	39	6,56	5,9451	31,2554	69,46	189 Wessely, Rene
25	45	7,86	5,7252	30,0991	66,89	144 Maurer, Remo
26	45	8,10	5,5556	29,2073	64,91	52 von Streit, Dietrich
27	39	7,08	5,5085	28,9598	64,36	30 van de Geijn, George
28	39	7,20	5,4167	28,4771	63,28	64 Kuhn, Manfred
29	45	8,46	5,3191	27,9645	62,14	68 Schlipf, Thorsten
30	41	7,74	5,2972	27,8488	61,89	13 Burkhart, Helmut
31	39	7,40	5,2703	27,7075	61,57	115 Mettner, Oliver
32	41	8,12	5,0493	26,5456	58,99	37 Fajerski, Andreas
33	39	7,74	5,0388	26,4904	58,87	151 Bader, Jürgen
34	43	8,58	5,0117	26,3479	58,55	180 Könnecke, Ralf
35	43	8,71	4,9369	25,9546	57,68	88 Krueger, Juergen
36	33	7,10	4,6479	24,4354	54,30	69 Schilling, Thomas
37	37	7,97	4,6424	24,4066	54,24	107 Simonet, Peter
38	35	7,79	4,4929	23,6208	52,49	25 Redder, Sascha
39	39	8,74	4,4622	23,4594	52,13	133 Steiner, Alexandra
40	39	8,81	4,4268	23,2730	51,72	116 Detert, Alexander
41	22	4,99	4,4088	23,1786	51,51	175 Schlömer, Stefan
42	37	8,58	4,3124	22,6714	50,38	14 Burkhart, Rita
43	35	8,53	4,1032	21,5716	47,94	4 Ende, Wolfgang
44	37	9,58	3,8622	20,3049	45,12	91 Maynert, Rico
45	37	9,85	3,7563	19,7483	43,89	28 Fickinger, Tilo
46	41	11,15	3,6771	19,3318	42,96	152 Henn, Frank

PRODUCTION -- Overall Stage Results

HPS Cup 2006

Printed September 4, 2006 at 12:32



Stage 2 -- Stage 2

	PTS	TIME	HIT FACTOR	STAGE POINTS	STAGE PERCENT	COMPETITOR # Name
47	35	9,60	3,6458	19,1673	42,59	48 Schneider, Claudia
48	35	9,71	3,6045	18,9502	42,11	66 Uecker, Ulrich
49	39	11,03	3,5358	18,5889	41,31	103 Wehmeier, Manfred
50	22	7,43	2,9610	15,5668	34,59	132 Hermann, David
51	37	12,53	2,9529	15,5244	34,50	119 Krause, Alex
52	39	14,23	2,7407	14,4087	32,02	67 Wiegand, Frank
53	41	15,17	2,7027	14,2090	31,58	82 Krueger, Donald
54	35	14,47	2,4188	12,7164	28,26	120 Middeldorf, Stephanie
55	37	15,97	2,3168	12,1804	27,07	179 Könnecke, Annett
56	43	19,28	2,2303	11,7253	26,06	41 Minnert, Michael
57	0	7,57	0,0000	0,0000	0,00	178 Meyer, Werner

MODIFIED -- Overall Stage Results

HPS Cup 2006

Printed September 4, 2006 at 12:32



Stage 2 -- Stage 2

	PTS	TIME	HIT FACTOR	STAGE POINTS	STAGE PERCENT	COMPETITOR # Name
1	44	5,77	7,6256	45,0000	100,00	129 Blank, Andreas
2	39	18,25	2,1370	12,6106	28,02	155 Huber, Udo

REVOLVER (STANDARD) -- Overall Stage Results

HPS Cup 2006

Printed September 4, 2006 at 12:32



Stage 2 -- Stage 2

	PTS	TIME	HIT FACTOR	STAGE POINTS	STAGE PERCENT	COMPETITOR # Name
1	44	10,01	4,3956	45,0000	100,00	199 Itani, Marwan
2	39	13,99	2,7877	28,5391	63,42	196 Gibney, Jim

OPEN -- Overall Stage Results

HPS Cup 2006

Printed September 4, 2006 at 12:32




Stage 3 -- Stage 3

	PTS	TIME	HIT FACTOR	STAGE POINTS	STAGE PERCENT	COMPETITOR # Name
1	77	7,07	10,8911	80,0000	100,00	145 Wilda, Christian
2	78	7,29	10,6996	78,5933	98,24	186 Kirsch, Saul
3	76	7,60	10,0000	73,4545	91,82	141 Stauffer, Peter
4	77	8,12	9,4828	69,6552	87,07	56 Wiegand, Maximilian
5	75	7,98	9,3985	69,0362	86,30	29 Schneider, Patrick
6	73	7,85	9,2994	68,3080	85,39	18 Kummer, Patrick
7	75	8,07	9,2937	68,2663	85,33	5 Notnagel, Nils
8	72	7,77	9,2664	68,0660	85,08	33 van Koolwijk, Jacky
9	76	8,38	9,0692	66,6175	83,27	71 Kroener, Matthias
10	75	8,32	9,0144	66,2150	82,77	181 Riegel, Karl
11	72	8,18	8,8020	64,6544	80,82	184 Lindenmayer, Christian
12	75	8,57	8,7515	64,2834	80,35	142 Jeanmaire, Jimmy
13	80	9,15	8,7432	64,2226	80,28	74 van Noord, Desiree
14	75	8,79	8,5324	62,6745	78,34	46 Hoppegarten, Rainer
15	74	8,82	8,3900	61,6285	77,04	10 Graf, Harry
16	71	8,52	8,3333	61,2121	76,52	156 Rodigas, Eduard
17	73	8,99	8,1201	59,6461	74,56	159 Sasabone, John
18	68	8,40	8,0952	59,4632	74,33	99 Bomholt, Jens
19	75	9,47	7,9197	58,1741	72,72	182 Mallebre, Tom
20	73	9,29	7,8579	57,7199	72,15	44 Brozio, Werner
21	78	10,03	7,7767	57,1232	71,40	185 Lindenmayer, Oliver
22	73	9,53	7,6600	56,2663	70,33	160 Haas, Peter
23	70	9,18	7,6253	56,0111	70,01	85 van Mulekom, Mark
24	73	9,59	7,6121	55,9143	69,89	105 Schweizer, Cornelius
25	76	10,18	7,4656	54,8384	68,55	109 Zawierta, JeanPierre
26	73	9,81	7,4414	54,6604	68,33	32 Przybyla, Horst
27	72	9,77	7,3695	54,1323	67,67	8 Scheper, Hubert
28	74	10,09	7,3340	53,8715	67,34	84 Gallenbach, Heinz
29	79	10,83	7,2946	53,5818	66,98	2 Lemke, Klaus
30	69	9,77	7,0624	51,8768	64,85	197 Schindler, Reiner
31	70	10,05	6,9652	51,1624	63,95	101 Schindler, Tabitha
32	69	10,02	6,8862	50,5825	63,23	157 Kisters, Rob
33	56	8,17	6,8543	50,3483	62,94	161 Catricalà, Thierry
34	69	10,18	6,7780	49,7875	62,23	174 Pruchhorst, Roland
35	71	10,59	6,7044	49,2471	61,56	6 Remek, Claudia
36	77	11,76	6,5476	48,0952	60,12	42 Knappstein, Paul
37	74	11,42	6,4799	47,5975	59,50	110 Bogaert, Rene
38	73	11,45	6,3755	46,8313	58,54	200 Schaefer, Susanne
39	64	10,10	6,3366	46,5455	58,18	112 Jung, Simone
40	78	12,37	6,3056	46,3173	57,90	53 Metzner, Michael
41	70	11,20	6,2500	45,9091	57,39	45 Loerke, Juergen
42	74	12,12	6,1056	44,8485	56,06	90 Kobler, Wolfgang
43	73	12,22	5,9738	43,8804	54,85	167 Ebenhöh, Julia
44	72	12,16	5,9211	43,4928	54,37	38 Peters, Jos
45	56	9,62	5,8212	42,7594	53,45	158 Smits, Nico
46	73	13,38	5,4559	40,0761	50,10	11 Borchardt, Dirk

OPEN -- Overall Stage Results

HPS Cup 2006

Printed September 4, 2006 at 12:32



Stage 3 -- Stage 3

	PTS	TIME	HIT FACTOR	STAGE POINTS	STAGE PERCENT	COMPETITOR # Name
47	67	13,50	4,9630	36,4552	45,57	128 Heiser, Thomas
48	57	12,77	4,4636	32,7871	40,98	58 Lindenpuetz, Gerd
49	74	18,69	3,9593	29,0831	36,35	154 Zobrist, Roger
50	44	12,35	3,5628	26,1700	32,71	23 Capella, Gonzalo
51	52	21,85	2,3799	17,4812	21,85	194 Sobania, Thomas
52	0	8,59	0,0000	0,0000	0,00	166 Delcominette, Eugene

STANDARD -- Overall Stage Results

HPS Cup 2006

Printed September 4, 2006 at 12:32



Stage 3 -- Stage 3

	PTS	TIME	HIT FACTOR	STAGE POINTS	STAGE PERCENT	COMPETITOR # Name
1	74	8,03	9,2154	80,0000	100,00	163 Lacroix, Christian
2	74	8,16	9,0686	78,7255	98,41	122 Midgley, Gregory
3	75	8,53	8,7925	76,3284	95,41	121 Grieder, Peter
4	69	8,87	7,7790	67,5304	84,41	16 Stolzer, Andy
5	68	8,79	7,7361	67,1574	83,95	130 Markopoulos, Georgios
6	77	10,16	7,5787	65,7917	82,24	96 Blazicek, Johannes
7	69	9,39	7,3482	63,7907	79,74	22 Brosch, Hampi
8	72	9,96	7,2289	62,7548	78,44	165 Kister, Sebastien
9	56	7,91	7,0796	61,4590	76,82	150 Gerard, Joel
10	73	10,59	6,8933	59,8413	74,80	117 Guenther, Helmut
11	49	7,16	6,8436	59,4096	74,26	146 Testa, Eddy
12	77	11,46	6,7190	58,3284	72,91	89 Ksycki, Andre
13	68	10,34	6,5764	57,0903	71,36	15 Trautmann, Ralf
14	68	10,58	6,4272	55,7952	69,74	148 Groß, Michael
15	69	10,82	6,3771	55,3599	69,20	98 Kuhlmann, Norbert
16	70	11,63	6,0189	52,2507	65,31	198 Kieninger, Stephanie
17	75	12,71	5,9009	51,2259	64,03	124 Kuenzler, Oliver
18	74	12,64	5,8544	50,8228	63,53	140 Klingberg, Anja
19	72	12,33	5,8394	50,6924	63,37	97 Denk, Matthias
20	59	10,12	5,8300	50,6110	63,26	87 Pantzer, Bernd
21	70	12,44	5,6270	48,8485	61,06	162 Scherer, Udo
22	66	11,86	5,5649	48,3096	60,39	177 Schmid, Thomas
23	72	13,60	5,2941	45,9587	57,45	131 Peter, Franz
24	74	14,41	5,1353	44,5802	55,73	114 Kraft, Herbert
25	70	13,95	5,0179	43,5610	54,45	79 Bock, Steffen
26	79	15,93	4,9592	43,0512	53,81	118 Terving, Armin
27	75	15,25	4,9180	42,6938	53,37	127 Krämer, Peter
28	71	14,64	4,8497	42,1009	52,63	80 Spronk, Frank
29	66	13,86	4,7619	41,3385	51,67	201 Schaefer, Markus
30	60	13,92	4,3103	37,4185	46,77	43 Hoehn, Klaus
31	72	17,05	4,2229	36,6591	45,82	94 Mariack Kraft, Christel
32	65	15,65	4,1534	36,0556	45,07	35 Schmidt, Andreas
33	77	18,57	4,1465	35,9959	44,99	54 Semmler, Ralf
34	72	19,12	3,7657	32,6903	40,86	195 Krizan, Karolj
35	49	13,68	3,5819	31,0945	38,87	187 Litterst, Detlef
36	42	12,17	3,4511	29,9594	37,45	169 de Chessé, Laurent
37	40	11,73	3,4101	29,6030	37,00	100 Schindler, Rüdiger
38	18	11,78	1,5280	13,2648	16,58	123 Gick, Helmut

PRODUCTION -- Overall Stage Results

HPS Cup 2006

Printed September 4, 2006 at 12:32



Stage 3 -- Stage 3

	PTS	TIME	HIT FACTOR	STAGE POINTS	STAGE PERCENT	COMPETITOR # Name
1	68	7,41	9,1768	80,0000	100,00	126 Schraner, Remo
2	76	8,41	9,0369	78,7802	98,48	188 Loch, Marijan
3	78	9,22	8,4599	73,7502	92,19	86 Schmidt, Tino
4	72	8,83	8,1540	71,0839	88,85	75 Roorda, Richard
5	72	8,96	8,0357	70,0525	87,57	7 Lentz, Arne
6	76	9,90	7,6768	66,9234	83,65	61 Haben, Joerg
7	60	8,10	7,4074	64,5752	80,72	17 Kummer, Steven
8	78	10,71	7,2829	63,4899	79,36	189 Wessely, Rene
9	66	9,57	6,8966	60,1217	75,15	20 van Essen, Olaf
10	74	10,79	6,8582	59,7874	74,73	132 Hermann, David
11	68	9,96	6,8273	59,5181	74,40	9 Seeger, Eugen
12	70	10,35	6,7633	58,9599	73,70	25 Redder, Sascha
13	70	10,99	6,3694	55,5264	69,41	65 Stief, Mathias
14	66	10,38	6,3584	55,4301	69,29	57 Boss, Dirk
15	72	11,37	6,3325	55,2041	69,01	143 Binder, Thomas
16	52	8,32	6,2500	54,4853	68,11	175 Schlömer, Stefan
17	72	11,63	6,1909	53,9700	67,46	193 Rauer, Dietmar
18	58	9,44	6,1441	53,5618	66,95	106 Kahl, Michael
19	68	11,11	6,1206	53,3573	66,70	164 Stobbe, Markus
20	68	11,15	6,0987	53,1659	66,46	59 Walter, Michael
21	64	10,66	6,0038	52,3386	65,42	30 van de Geijn, George
22	70	11,68	5,9932	52,2462	65,31	13 Burkhart, Helmut
23	64	10,78	5,9369	51,7560	64,69	76 Guelle, Christian
24	64	10,84	5,9041	51,4695	64,34	3 Kelterbaum, Reinhard
25	70	11,92	5,8725	51,1942	63,99	147 Wittmann, Horst
26	66	11,31	5,8355	50,8722	63,59	69 Schilling, Thomas
27	74	12,88	5,7453	50,0859	62,61	115 Mettner, Oliver
28	64	11,67	5,4841	47,8089	59,76	168 Schreiner, Michael
29	76	13,97	5,4402	47,4260	59,28	144 Maurer, Remo
30	78	14,42	5,4092	47,1551	58,94	37 Fajerski, Andreas
31	76	14,46	5,2559	45,8189	57,27	41 Minnert, Michael
32	68	13,01	5,2267	45,5649	56,96	178 Meyer, Werner
33	74	14,34	5,1604	44,9865	56,23	82 Krueger, Donald
34	72	14,23	5,0597	44,1090	55,14	1 Wohlmuth, Markus
35	72	14,26	5,0491	44,0162	55,02	180 Könnecke, Ralf
36	70	14,30	4,8951	42,6738	53,34	51 Klemens, Waldemar
37	66	13,49	4,8925	42,6512	53,31	152 Henn, Frank
38	58	12,07	4,8053	41,8909	52,36	66 Uecker, Ulrich
39	80	17,18	4,6566	40,5944	50,74	116 Detert, Alexander
40	64	13,77	4,6478	40,5177	50,65	67 Wiegand, Frank
41	74	16,00	4,6250	40,3191	50,40	103 Wehmeier, Manfred
42	47	10,37	4,5323	39,5110	49,39	91 Maynert, Rico
43	70	15,47	4,5249	39,4464	49,31	52 von Streit, Dietrich
44	51	11,41	4,4698	38,9658	48,71	49 Becker, Karsten
45	74	16,56	4,4686	38,9557	48,69	151 Bader, Jürgen
46	58	13,07	4,4376	38,6858	48,36	14 Burkhart, Rita

PRODUCTION -- Overall Stage Results

HPS Cup 2006

Printed September 4, 2006 at 12:32



Stage 3 -- Stage 3

	PTS	TIME	HIT FACTOR	STAGE POINTS	STAGE PERCENT	COMPETITOR # Name
47	70	15,94	4,3915	38,2833	47,85	68 Schlipf, Thorsten
48	78	18,05	4,3213	37,6718	47,09	88 Krueger, Juergen
49	47	11,03	4,2611	37,1468	46,43	64 Kuhn, Manfred
50	62	14,74	4,2062	36,6685	45,84	107 Simonet, Peter
51	74	22,62	3,2714	28,5193	35,65	119 Krause, Alex
52	52	16,02	3,2459	28,2970	35,37	133 Steiner, Alexandra
53	68	21,03	3,2335	28,1883	35,24	48 Schneider, Claudia
54	30	10,47	2,8653	24,9789	31,22	4 Ende, Wolfgang
55	62	23,16	2,6770	23,3374	29,17	179 Könnecke, Annett
56	54	24,70	2,1862	19,0588	23,82	28 Fickinger, Tilo
57	48	41,24	1,1639	10,1466	12,68	120 Middeldorf, Stephanie

MODIFIED -- Overall Stage Results

HPS Cup 2006

Printed September 4, 2006 at 12:32



Stage 3 -- Stage 3

	PTS	TIME	HIT FACTOR	STAGE POINTS	STAGE PERCENT	COMPETITOR # Name
1	74	9,46	7,8224	80,0000	100,00	129 Blank, Andreas
2	70	10,87	6,4397	65,8594	82,32	155 Huber, Udo

REVOLVER (STANDARD) -- Overall Stage Results

HPS Cup 2006

Printed September 4, 2006 at 12:32



Stage 3 -- Stage 3

	PTS	TIME	HIT FACTOR	STAGE POINTS	STAGE PERCENT	COMPETITOR # Name
1	77	13,89	5,5436	80,0000	100,00	199 Itani, Marwan
2	70	20,65	3,3898	48,9192	61,15	196 Gibney, Jim

OPEN -- Overall Stage Results

HPS Cup 2006

Printed September 4, 2006 at 12:32




Stage 4 -- Stage 4

	PTS	TIME	HIT FACTOR	STAGE POINTS	STAGE PERCENT	COMPETITOR # Name
1	153	18,39	8,3197	160,0000	100,00	186 Kirsch, Saul
2	152	19,09	7,9623	153,1256	95,70	33 van Koolwijk, Jacky
3	148	18,61	7,9527	152,9416	95,59	5 Notnagel, Nils
4	151	19,35	7,8036	150,0743	93,80	145 Wilda, Christian
5	154	19,94	7,7232	148,5271	92,83	29 Schneider, Patrick
6	144	18,69	7,7047	148,1711	92,61	161 Catricalà, Thierry
7	148	19,47	7,6014	146,1861	91,37	142 Jeanmaire, Jimmy
8	152	20,13	7,5509	145,2145	90,76	160 Haas, Peter
9	151	20,42	7,3947	142,2104	88,88	141 Stauffer, Peter
10	143	19,63	7,2848	140,0961	87,56	184 Lindenmayer, Christian
11	146	20,72	7,0463	135,5106	84,69	18 Kummer, Patrick
12	150	21,43	6,9995	134,6106	84,13	56 Wiegand, Maximilian
13	153	22,59	6,7729	130,2523	81,41	32 Przybyla, Horst
14	147	22,10	6,6516	127,9191	79,95	156 Rodigas, Eduard
15	151	22,89	6,5968	126,8649	79,29	44 Brozio, Werner
16	151	22,98	6,5709	126,3680	78,98	181 Riegel, Karl
17	145	22,49	6,4473	123,9906	77,49	74 van Noord, Desiree
18	148	23,15	6,3931	122,9479	76,84	8 Scheper, Hubert
19	152	23,89	6,3625	122,3595	76,47	84 Gallenbach, Heinz
20	152	23,91	6,3572	122,2572	76,41	53 Metzner, Michael
21	150	23,65	6,3425	121,9749	76,23	85 van Mulekom, Mark
22	145	23,09	6,2798	120,7687	75,48	10 Graf, Harry
23	145	23,34	6,2125	119,4751	74,67	154 Zobrist, Roger
24	144	23,68	6,0811	116,9475	73,09	45 Loerke, Juergen
25	152	25,10	6,0558	116,4609	72,79	71 Kroener, Matthias
26	144	23,83	6,0428	116,2114	72,63	159 Sasabone, John
27	155	25,82	6,0031	115,4478	72,15	185 Lindenmayer, Oliver
28	151	25,60	5,8984	113,4350	70,90	157 Kisters, Rob
29	150	25,47	5,8893	113,2590	70,79	112 Jung, Simone
30	146	25,16	5,8029	111,5970	69,75	38 Peters, Jos
31	146	25,37	5,7548	110,6732	69,17	105 Schweizer, Cornelius
32	130	22,73	5,7193	109,9902	68,74	182 Mallebre, Tom
33	144	25,21	5,7120	109,8500	68,66	174 Pruchhorst, Roland
34	149	26,12	5,7044	109,7042	68,57	46 Hoppegarten, Rainer
35	146	25,77	5,6655	108,9554	68,10	6 Remek, Claudia
36	135	23,94	5,6391	108,4476	67,78	99 Bomholt, Jens
37	152	27,22	5,5841	107,3905	67,12	2 Lemke, Klaus
38	128	23,41	5,4677	105,1523	65,72	11 Borchardt, Dirk
39	149	27,79	5,3616	103,1117	64,44	90 Kobler, Wolfgang
40	155	28,98	5,3485	102,8593	64,29	42 Knappstein, Paul
41	149	28,02	5,3176	102,2653	63,92	166 Delcominette, Eugene
42	142	26,76	5,3064	102,0499	63,78	109 Zawierta, JeanPierre
43	151	29,43	5,1308	98,6727	61,67	110 Bogaert, Rene
44	148	30,14	4,9104	94,4341	59,02	23 Capella, Gonzalo
45	148	30,19	4,9023	94,2777	58,92	167 Ebenhöh, Julia
46	150	30,99	4,8403	93,0851	58,18	197 Schindler, Reiner

OPEN -- Overall Stage Results

HPS Cup 2006

Printed September 4, 2006 at 12:32



Stage 4 -- Stage 4

	PTS	TIME	HIT FACTOR	STAGE POINTS	STAGE PERCENT	COMPETITOR # Name
47	134	30,24	4,4312	85,2184	53,26	158 Smits, Nico
48	147	33,45	4,3946	84,5145	52,82	101 Schindler, Tabitha
49	135	32,19	4,1938	80,6535	50,41	128 Heiser, Thomas
50	137	38,95	3,5173	67,6431	42,28	58 Lindenpuetz, Gerd
51	135	40,65	3,3210	63,8680	39,92	200 Schaefer, Susanne
52	89	40,23	2,2123	42,5452	26,59	194 Sobania, Thomas

STANDARD -- Overall Stage Results

HPS Cup 2006

Printed September 4, 2006 at 12:32



Stage 4 -- Stage 4

	PTS	TIME	HIT FACTOR	STAGE POINTS	STAGE PERCENT	COMPETITOR # Name
1	149	18,86	7,9003	160,0000	100,00	146 Testa, Eddy
2	149	19,86	7,5025	151,9436	94,96	122 Midgley, Gregory
3	153	22,01	6,9514	140,7819	87,99	15 Trautmann, Ralf
4	149	21,55	6,9142	140,0278	87,52	163 Lacroix, Christian
5	149	21,93	6,7943	137,6015	86,00	96 Blazicek, Johannes
6	151	23,20	6,5086	131,8149	82,38	22 Brosch, Hampi
7	136	20,93	6,4978	131,5967	82,25	150 Gerard, Joel
8	152	23,55	6,4544	130,7158	81,70	16 Stolzer, Andy
9	151	24,30	6,2140	125,8479	78,65	121 Grieder, Peter
10	141	22,79	6,1869	125,2997	78,31	169 de Chessé, Laurent
11	152	26,10	5,8238	117,9447	73,72	124 Kuenzler, Oliver
12	151	27,84	5,4239	109,8457	68,65	117 Guenther, Helmut
13	150	27,99	5,3591	108,5335	67,83	80 Spronk, Frank
14	118	22,28	5,2962	107,2611	67,04	87 Pantzer, Bernd
15	144	27,85	5,1706	104,7159	65,45	148 Groß, Michael
16	154	30,16	5,1061	103,4105	64,63	140 Klingberg, Anja
17	134	26,35	5,0854	102,9911	64,37	177 Schmid, Thomas
18	147	29,36	5,0068	101,3997	63,37	100 Schindler, Rüdiger
19	158	31,56	5,0063	101,3901	63,37	114 Kraft, Herbert
20	146	29,17	5,0051	101,3659	63,35	97 Denk, Matthias
21	153	30,61	4,9984	101,2287	63,27	54 Semmler, Ralf
22	154	30,82	4,9968	101,1960	63,25	89 Ksycki, Andre
23	143	28,80	4,9653	100,5585	62,85	162 Scherer, Udo
24	144	29,52	4,8780	98,7920	61,74	165 Kister, Sebastien
25	144	31,45	4,5787	92,7294	57,96	130 Markopoulos, Georgios
26	154	35,42	4,3478	88,0537	55,03	118 Terving, Armin
27	134	30,99	4,3240	87,5707	54,73	198 Kieninger, Stephanie
28	138	36,53	3,7777	76,5076	47,82	35 Schmidt, Andreas
29	148	39,43	3,7535	76,0169	47,51	94 Mariack Kraft, Christel
30	152	40,85	3,7209	75,3576	47,10	195 Krizan, Karolj
31	137	37,44	3,6592	74,1071	46,32	43 Hoehn, Klaus
32	128	37,33	3,4289	69,4428	43,40	123 Gick, Helmut
33	136	40,25	3,3789	68,4303	42,77	201 Schaefer, Markus
34	108	36,92	2,9252	59,2431	37,03	127 Krämer, Peter
35	99	34,37	2,8804	58,3353	36,46	98 Kuhlmann, Norbert
36	122	53,27	2,2902	46,3823	28,99	187 Litterst, Detlef
37	73	38,84	1,8795	38,0644	23,79	79 Bock, Steffen
38	0	144,50	0,0000	0,0000	0,00	131 Peter, Franz

PRODUCTION -- Overall Stage Results

HPS Cup 2006

Printed September 4, 2006 at 12:32



Stage 4 -- Stage 4

	PTS	TIME	HIT FACTOR	STAGE POINTS	STAGE PERCENT	COMPETITOR # Name
1	158	22,16	7,1300	160,0000	100,00	86 Schmidt, Tino
2	154	22,27	6,9151	155,1791	96,99	75 Roorda, Richard
3	144	21,79	6,6085	148,2989	92,69	126 Schraner, Remo
4	142	22,64	6,2721	140,7488	87,97	61 Haben, Joerg
5	148	23,67	6,2526	140,3124	87,70	7 Lentz, Arne
6	148	24,32	6,0855	136,5623	85,35	188 Loch, Marijan
7	150	24,71	6,0704	136,2232	85,14	147 Wittmann, Horst
8	144	24,57	5,8608	131,5195	82,20	59 Walter, Michael
9	146	24,92	5,8587	131,4733	82,17	143 Binder, Thomas
10	146	25,15	5,8052	130,2709	81,42	20 van Essen, Olaf
11	132	23,16	5,6995	127,8993	79,94	17 Kummer, Steven
12	146	25,74	5,6721	127,2849	79,55	65 Stief, Mathias
13	144	25,68	5,6075	125,8346	78,65	132 Hermann, David
14	144	25,75	5,5922	125,4925	78,43	193 Rauer, Dietmar
15	152	27,27	5,5739	125,0809	78,18	152 Henn, Frank
16	140	25,23	5,5489	124,5212	77,83	76 Guelle, Christian
17	144	26,53	5,4278	121,8030	76,13	189 Wessely, Rene
18	134	24,72	5,4207	121,6435	76,03	106 Kahl, Michael
19	132	24,47	5,3944	121,0522	75,66	57 Boss, Dirk
20	142	26,55	5,3484	120,0208	75,01	69 Schilling, Thomas
21	140	26,41	5,3010	118,9576	74,35	178 Meyer, Werner
22	138	26,71	5,1666	115,9412	72,46	107 Simonet, Peter
23	142	28,40	5,0000	112,2025	70,13	3 Kelterbaum, Reinhard
24	156	31,41	4,9666	111,4524	69,66	51 Klemens, Waldemar
25	158	32,19	4,9084	110,1460	68,84	115 Mettner, Oliver
26	154	31,56	4,8796	109,5006	68,44	1 Wohlmuth, Markus
27	138	29,07	4,7472	106,5287	66,58	66 Uecker, Ulrich
28	138	29,56	4,6685	104,7628	65,48	168 Schreiner, Michael
29	138	29,85	4,6231	103,7450	64,84	82 Krueger, Donald
30	119	26,33	4,5196	101,4212	63,39	67 Wiegand, Frank
31	154	34,38	4,4793	100,5189	62,82	116 Detert, Alexander
32	121	27,38	4,4193	99,1710	61,98	49 Becker, Karsten
33	141	32,55	4,3318	97,2077	60,75	151 Bader, Jürgen
34	112	25,91	4,3227	97,0026	60,63	175 Schlömer, Stefan
35	136	31,94	4,2580	95,5513	59,72	28 Fickinger, Tilo
36	154	36,31	4,2413	95,1759	59,48	41 Minnert, Michael
37	140	33,23	4,2131	94,5432	59,09	68 Schlipf, Thorsten
38	112	27,02	4,1451	93,0176	58,14	4 Ende, Wolfgang
39	131	32,40	4,0432	90,7317	56,71	13 Burkhart, Helmut
40	112	28,30	3,9576	88,8105	55,51	164 Stobbe, Markus
41	119	30,33	3,9235	88,0455	55,03	9 Seeger, Eugen
42	148	37,81	3,9143	87,8391	54,90	180 Könnecke, Ralf
43	124	31,73	3,9080	87,6969	54,81	133 Steiner, Alexandra
44	152	39,41	3,8569	86,5505	54,09	52 von Streit, Dietrich
45	144	37,43	3,8472	86,3327	53,96	103 Wehmeier, Manfred
46	124	32,28	3,8414	86,2027	53,88	64 Kuhn, Manfred

PRODUCTION -- Overall Stage Results

HPS Cup 2006

Printed September 4, 2006 at 12:32



Stage 4 -- Stage 4

	PTS	TIME	HIT FACTOR	STAGE POINTS	STAGE PERCENT	COMPETITOR # Name
47	124	32,33	3,8354	86,0694	53,79	25 Redder, Sascha
48	154	40,30	3,8213	85,7528	53,60	144 Maurer, Remo
49	148	39,19	3,7765	84,7460	52,97	37 Fajerski, Andreas
50	132	35,11	3,7596	84,3676	52,73	119 Krause, Alex
51	126	38,81	3,2466	72,8550	45,53	91 Maynert, Rico
52	89	31,42	2,8326	63,5648	39,73	14 Burkhart, Rita
53	130	46,97	2,7677	62,1091	38,82	48 Schneider, Claudia
54	93	42,13	2,2075	49,5364	30,96	88 Krueger, Juergen
55	120	58,92	2,0367	45,7037	28,56	179 Könnecke, Annett
56	98	51,61	1,8989	42,6113	26,63	120 Middeldorf, Stephanie
57	0	21,24	0,0000	0,0000	0,00	30 van de Geijn, George

MODIFIED -- Overall Stage Results

HPS Cup 2006

Printed September 4, 2006 at 12:32



Stage 4 -- Stage 4

	PTS	TIME	HIT FACTOR	STAGE POINTS	STAGE PERCENT	COMPETITOR # Name
1	144	25,95	5,5491	160,0000	100,00	129 Blank, Andreas
2	119	25,18	4,7260	136,2656	85,17	155 Huber, Udo

REVOLVER (STANDARD) -- Overall Stage Results

HPS Cup 2006

Printed September 4, 2006 at 12:32



Stage 4 -- Stage 4

	PTS	TIME	HIT FACTOR	STAGE POINTS	STAGE PERCENT	COMPETITOR # Name
1	143	28,31	5,0512	160,0000	100,00	199 Itani, Marwan
2	0	32,46	0,0000	0,0000	0,00	196 Gibney, Jim

OPEN -- Overall Stage Results

HPS Cup 2006

Printed September 4, 2006 at 12:32



Stage 5 -- Stage 5

	PTS	TIME	HIT FACTOR	STAGE POINTS	STAGE PERCENT	COMPETITOR # Name
1	148	20,12	7,3559	155,0000	100,00	56 Wiegand, Maximilian
2	147	20,16	7,2917	153,6472	99,13	29 Schneider, Patrick
3	146	20,17	7,2385	152,5264	98,40	33 van Koolwijk, Jacky
4	145	20,07	7,2247	152,2364	98,22	186 Kirsch, Saul
5	146	20,71	7,0497	148,5493	95,84	74 van Noord, Desiree
6	141	20,45	6,8949	145,2860	93,73	5 Notnagel, Nils
7	140	20,41	6,8594	144,5383	93,25	160 Haas, Peter
8	148	21,94	6,7457	142,1422	91,70	145 Wilda, Christian
9	147	21,89	6,7154	141,5043	91,29	10 Graf, Harry
10	151	23,01	6,5624	138,2796	89,21	141 Stauffer, Peter
11	151	23,34	6,4696	136,3245	87,95	45 Loerke, Juergen
12	145	22,42	6,4674	136,2794	87,92	71 Kroener, Matthias
13	148	22,94	6,4516	135,9459	87,71	46 Hoppegarten, Rainer
14	148	23,69	6,2474	131,6420	84,93	53 Metzner, Michael
15	148	23,79	6,2211	131,0887	84,57	156 Rodigas, Eduard
16	142	22,94	6,1901	130,4346	84,15	154 Zobrist, Roger
17	148	24,49	6,0433	127,3418	82,16	184 Lindenmayer, Christian
18	147	24,37	6,0320	127,1042	82,00	44 Brozio, Werner
19	146	24,26	6,0181	126,8119	81,81	8 Scheper, Hubert
20	146	24,50	5,9592	125,5697	81,01	32 Przybyla, Horst
21	143	24,14	5,9238	124,8236	80,53	18 Kummer, Patrick
22	144	24,76	5,8158	122,5490	79,06	181 Riegel, Karl
23	140	24,13	5,8019	122,2556	78,87	11 Borchardt, Dirk
24	152	26,29	5,7817	121,8291	78,60	42 Knappstein, Paul
25	150	26,09	5,7493	121,1477	78,16	84 Gallenbach, Heinz
26	146	25,42	5,7435	121,0250	78,08	174 Pruchhorst, Roland
27	114	19,88	5,7344	120,8332	77,96	161 Catricalà, Thierry
28	142	25,03	5,6732	119,5434	77,12	182 Mallebre, Tom
29	151	27,00	5,5926	117,8450	76,03	2 Lemke, Klaus
30	147	26,41	5,5661	117,2862	75,67	158 Smits, Nico
31	145	26,81	5,4084	113,9644	73,53	197 Schindler, Reiner
32	111	20,60	5,3883	113,5413	73,25	142 Jeanmaire, Jimmy
33	137	25,91	5,2875	111,4169	71,88	6 Remek, Claudia
34	154	29,30	5,2560	110,7519	71,45	166 Delcominette, Eugene
35	151	28,94	5,2177	109,9452	70,93	157 Kisters, Rob
36	146	28,17	5,1828	109,2104	70,46	85 van Mulekom, Mark
37	121	23,42	5,1665	108,8670	70,24	99 Bomholt, Jens
38	152	30,89	4,9207	103,6868	66,89	185 Lindenmayer, Oliver
39	135	27,63	4,8860	102,9558	66,42	167 Ebenhöf, Julia
40	142	29,57	4,8022	101,1894	65,28	90 Kobler, Wolfgang
41	132	27,62	4,7791	100,7043	64,97	109 Zawiarta, JeanPierre
42	129	27,36	4,7149	99,3508	64,10	112 Jung, Simone
43	150	34,06	4,4040	92,7993	59,87	128 Heiser, Thomas
44	154	35,21	4,3738	92,1622	59,46	110 Bogaert, Rene
45	150	34,36	4,3655	91,9890	59,35	200 Schaefer, Susanne
46	148	33,96	4,3581	91,8316	59,25	38 Peters, Jos

OPEN -- Overall Stage Results

HPS Cup 2006

Printed September 4, 2006 at 12:32



Stage 5 -- Stage 5

	PTS	TIME	HIT FACTOR	STAGE POINTS	STAGE PERCENT	COMPETITOR # Name
47	142	34,13	4,1606	87,6698	56,56	101 Schindler, Tabitha
48	148	36,09	4,1009	86,4118	55,75	23 Capella, Gonzalo
49	149	36,96	4,0314	84,9478	54,81	105 Schweizer, Cornelius
50	153	44,02	3,4757	73,2385	47,25	194 Sobania, Thomas
51	106	32,00	3,3125	69,7997	45,03	58 Lindenpuetz, Gerd
52	54	27,57	1,9587	41,2719	26,63	159 Sasabone, John

STANDARD -- Overall Stage Results

HPS Cup 2006

Printed September 4, 2006 at 12:32



Stage 5 -- Stage 5

	PTS	TIME	HIT FACTOR	STAGE POINTS	STAGE PERCENT	COMPETITOR # Name
1	150	19,64	7,6375	155,0000	100,00	122 Midgley, Gregory
2	147	20,93	7,0234	142,5378	91,96	163 Lacroix, Christian
3	145	22,60	6,4159	130,2092	84,01	150 Gerard, Joel
4	126	20,16	6,2500	126,8417	81,83	146 Testa, Eddy
5	147	23,53	6,2473	126,7878	81,80	169 de Chessé, Laurent
6	148	23,83	6,2107	126,0433	81,32	121 Grieder, Peter
7	151	24,55	6,1507	124,8267	80,53	130 Markopoulos, Georgios
8	147	24,55	5,9878	121,5200	78,40	124 Kuenzler, Oliver
9	147	26,76	5,4933	111,4842	71,93	96 Blazicek, Johannes
10	135	25,23	5,3508	108,5922	70,06	22 Brosch, Hampi
11	145	27,46	5,2804	107,1641	69,14	16 Stolzer, Andy
12	153	30,14	5,0763	103,0220	66,47	97 Denk, Matthias
13	147	29,61	4,9645	100,7537	65,00	117 Guenther, Helmut
14	143	29,45	4,8557	98,5446	63,58	15 Trautmann, Ralf
15	124	25,59	4,8456	98,3407	63,45	87 Pantzer, Bernd
16	153	32,01	4,7798	97,0036	62,58	162 Scherer, Udo
17	138	29,83	4,6262	93,8875	60,57	89 Ksycki, Andre
18	148	33,02	4,4821	90,9634	58,69	80 Spronk, Frank
19	142	31,73	4,4753	90,8239	58,60	118 Terving, Armin
20	130	29,75	4,3697	88,6826	57,21	148 Groß, Michael
21	145	33,32	4,3517	88,3171	56,98	187 Litterst, Detlef
22	140	32,29	4,3357	87,9917	56,77	198 Kieninger, Stephanie
23	124	29,35	4,2249	85,7424	55,32	177 Schmid, Thomas
24	125	29,91	4,1792	84,8156	54,72	165 Kister, Sebastien
25	145	35,86	4,0435	82,0615	52,94	114 Kraft, Herbert
26	147	36,72	4,0033	81,2450	52,42	35 Schmidt, Andreas
27	151	39,07	3,8649	78,4360	50,60	140 Klingberg, Anja
28	120	32,05	3,7441	75,9863	49,02	100 Schindler, Rüdiger
29	135	36,27	3,7221	75,5385	48,73	43 Hoehn, Klaus
30	141	38,30	3,6815	74,7140	48,20	94 Mariack Kraft, Christel
31	144	39,42	3,6530	74,1358	47,83	98 Kuhlmann, Norbert
32	128	36,45	3,5117	71,2680	45,98	123 Gick, Helmut
33	125	35,64	3,5073	71,1794	45,92	127 Krämer, Peter
34	145	41,50	3,4940	70,9091	45,75	79 Bock, Steffen
35	138	40,22	3,4311	69,6336	44,92	195 Krizan, Karolj
36	135	40,64	3,3219	67,4158	43,49	131 Peter, Franz
37	78	31,73	2,4582	49,8892	32,19	201 Schaefer, Markus
38	47	25,20	1,8651	37,8512	24,42	54 Semmler, Ralf

PRODUCTION -- Overall Stage Results

HPS Cup 2006

Printed September 4, 2006 at 12:32



Stage 5 -- Stage 5

	PTS	TIME	HIT FACTOR	STAGE POINTS	STAGE PERCENT	COMPETITOR # Name
1	149	21,57	6,9077	155,0000	100,00	86 Schmidt, Tino
2	143	21,64	6,6081	148,2772	95,66	126 Schraner, Remo
3	147	22,56	6,5160	146,2089	94,33	7 Lentz, Arne
4	143	22,31	6,4097	143,8242	92,79	75 Roorda, Richard
5	141	23,21	6,0750	136,3137	87,94	61 Haben, Joerg
6	137	23,16	5,9154	132,7326	85,63	17 Kummer, Steven
7	151	26,24	5,7546	129,1245	83,31	20 van Essen, Olaf
8	149	26,52	5,6184	126,0690	81,33	188 Loch, Marijan
9	123	22,33	5,5083	123,5982	79,74	175 Schlömer, Stefan
10	141	26,32	5,3571	120,2067	77,55	193 Rauer, Dietmar
11	141	27,34	5,1573	115,7221	74,66	189 Wessely, Rene
12	131	25,52	5,1332	115,1824	74,31	66 Uecker, Ulrich
13	139	27,15	5,1197	114,8790	74,12	147 Wittmann, Horst
14	145	28,50	5,0877	114,1613	73,65	115 Mettner, Oliver
15	137	27,19	5,0386	113,0595	72,94	76 Guelle, Christian
16	137	27,67	4,9512	111,0982	71,68	59 Walter, Michael
17	139	29,14	4,7701	107,0338	69,05	65 Stief, Mathias
18	145	30,45	4,7619	106,8504	68,94	51 Klemens, Waldemar
19	126	26,53	4,7493	106,5685	68,75	13 Burkhart, Helmut
20	147	31,06	4,7328	106,1968	68,51	3 Kelterbaum, Reinhard
21	151	32,18	4,6924	105,2898	67,93	164 Stobbe, Markus
22	118	25,35	4,6548	104,4479	67,39	57 Boss, Dirk
23	127	27,37	4,6401	104,1177	67,17	168 Schreiner, Michael
24	131	28,36	4,6192	103,6479	66,87	152 Henn, Frank
25	153	33,55	4,5604	102,3280	66,02	1 Wohlmuth, Markus
26	131	28,95	4,5250	101,5356	65,51	132 Hermann, David
27	149	33,38	4,4638	100,1603	64,62	52 von Streit, Dietrich
28	111	25,04	4,4329	99,4682	64,17	143 Binder, Thomas
29	135	30,97	4,3591	97,8111	63,10	28 Fickinger, Tilo
30	141	32,41	4,3505	97,6193	62,98	151 Bader, Jürgen
31	137	31,52	4,3464	97,5281	62,92	178 Meyer, Werner
32	131	30,24	4,3320	97,2042	62,71	69 Schilling, Thomas
33	139	32,39	4,2914	96,2941	62,13	107 Simonet, Peter
34	145	33,92	4,2748	95,9197	61,88	37 Fajerski, Andreas
35	141	33,02	4,2701	95,8159	61,82	144 Maurer, Remo
36	127	29,79	4,2632	95,6597	61,72	14 Burkhart, Rita
37	139	33,03	4,2083	94,4282	60,92	82 Krueger, Donald
38	153	36,52	4,1895	94,0061	60,65	116 Detert, Alexander
39	111	26,74	4,1511	93,1445	60,09	49 Becker, Karsten
40	143	34,55	4,1389	92,8717	59,92	68 Schlipf, Thorsten
41	147	35,55	4,1350	92,7840	59,86	180 Könnecke, Ralf
42	120	29,97	4,0040	89,8442	57,96	64 Kuhn, Manfred
43	125	32,59	3,8355	86,0639	55,53	67 Wiegand, Frank
44	112	29,22	3,8330	86,0069	55,49	25 Redder, Sascha
45	122	32,27	3,7806	84,8314	54,73	91 Maynert, Rico
46	141	37,69	3,7410	83,9438	54,16	41 Minnert, Michael

PRODUCTION -- Overall Stage Results

HPS Cup 2006

Printed September 4, 2006 at 12:32



Stage 5 -- Stage 5

	PTS	TIME	HIT FACTOR	STAGE POINTS	STAGE PERCENT	COMPETITOR # Name
47	118	32,45	3,6364	81,5949	52,64	4 Ende, Wolfgang
48	114	31,66	3,6008	80,7959	52,13	9 Seeger, Eugen
49	93	26,44	3,5174	78,9255	50,92	106 Kahl, Michael
50	133	40,47	3,2864	73,7419	47,58	119 Krause, Alex
51	99	30,55	3,2406	72,7143	46,91	30 van de Geijn, George
52	114	35,18	3,2405	72,7118	46,91	133 Steiner, Alexandra
53	122	40,59	3,0057	67,4429	43,51	103 Wehmeier, Manfred
54	143	48,65	2,9394	65,9552	42,55	48 Schneider, Claudia
55	135	46,79	2,8852	64,7405	41,77	179 Könnecke, Annett
56	103	43,38	2,3744	53,2774	34,37	88 Krueger, Juergen
57	94	65,08	1,4444	32,4098	20,91	120 Middeldorf, Stephanie

MODIFIED -- Overall Stage Results

HPS Cup 2006

Printed September 4, 2006 at 12:32



Stage 5 -- Stage 5

	PTS	TIME	HIT FACTOR	STAGE POINTS	STAGE PERCENT	COMPETITOR # Name
1	135	22,12	6,1031	155,0000	100,00	129 Blank, Andreas
2	143	34,91	4,0962	104,0325	67,12	155 Huber, Udo

REVOLVER (STANDARD) -- Overall Stage Results

HPS Cup 2006

Printed September 4, 2006 at 12:32



Stage 5 -- Stage 5

	PTS	TIME	HIT FACTOR	STAGE POINTS	STAGE PERCENT	COMPETITOR # Name
1	135	29,98	4,5030	155,0000	100,00	199 Itani, Marwan
2	151	58,44	2,5838	88,9398	57,38	196 Gibney, Jim

OPEN -- Overall Stage Results

HPS Cup 2006

Printed September 4, 2006 at 12:32



Stage 6 -- Stage 6

	PTS	TIME	HIT FACTOR	STAGE POINTS	STAGE PERCENT	COMPETITOR # Name
1	140	12,11	11,5607	150,0000	100,00	142 Jeanmaire, Jimmy
2	142	15,24	9,3176	120,8957	80,60	186 Kirsch, Saul
3	147	16,03	9,1703	118,9847	79,32	145 Wilda, Christian
4	145	17,09	8,4845	110,0863	73,39	56 Wiegand, Maximilian
5	144	17,00	8,4706	109,9059	73,27	29 Schneider, Patrick
6	139	17,23	8,0673	104,6735	69,78	5 Notnagel, Nils
7	139	17,26	8,0533	104,4916	69,66	33 van Koolwijk, Jacky
8	143	18,49	7,7339	100,3475	66,90	141 Stauffer, Peter
9	138	17,86	7,7268	100,2548	66,84	184 Lindenmayer, Christian
10	145	18,88	7,6801	99,6491	66,43	74 van Noord, Desiree
11	127	16,67	7,6185	98,8497	65,90	154 Zobrist, Roger
12	143	19,74	7,2442	93,9932	62,66	44 Brozio, Werner
13	141	19,70	7,1574	92,8667	61,91	181 Riegel, Karl
14	138	19,29	7,1540	92,8227	61,88	18 Kummer, Patrick
15	138	19,63	7,0301	91,2150	60,81	160 Haas, Peter
16	140	20,18	6,9376	90,0149	60,01	158 Smits, Nico
17	136	19,65	6,9211	89,8015	59,87	85 van Mulekom, Mark
18	138	20,30	6,7980	88,2044	58,80	156 Rodigas, Eduard
19	137	20,33	6,7388	87,4361	58,29	53 Metzner, Michael
20	125	18,70	6,6845	86,7313	57,82	10 Graf, Harry
21	140	21,02	6,6603	86,4177	57,61	101 Schindler, Tabitha
22	132	19,99	6,6033	85,6778	57,12	32 Przybyla, Horst
23	149	22,75	6,5495	84,9791	56,65	185 Lindenmayer, Oliver
24	122	18,84	6,4756	84,0207	56,01	71 Kroener, Matthias
25	131	20,61	6,3561	82,4709	54,98	8 Scheper, Hubert
26	143	22,55	6,3415	82,2805	54,85	167 Ebenhöf, Julia
27	144	22,73	6,3352	82,1997	54,80	84 Gallenbach, Heinz
28	143	22,73	6,2912	81,6289	54,42	90 Kobler, Wolfgang
29	140	22,32	6,2724	81,3844	54,26	112 Jung, Simone
30	135	21,75	6,2069	80,5345	53,69	109 Zawierta, JeanPierre
31	118	19,11	6,1748	80,1177	53,41	161 Catricalà, Thierry
32	125	20,28	6,1637	79,9741	53,32	105 Schweizer, Cornelius
33	143	23,24	6,1532	79,8376	53,23	42 Knappstein, Paul
34	121	20,03	6,0409	78,3812	52,25	38 Peters, Jos
35	131	21,71	6,0341	78,2923	52,19	6 Remek, Claudia
36	127	21,17	5,9991	77,8377	51,89	45 Loerke, Juergen
37	124	20,70	5,9903	77,7246	51,82	46 Hoppegarten, Rainer
38	138	24,06	5,7357	74,4202	49,61	157 Kisters, Rob
39	120	21,01	5,7116	74,1076	49,41	99 Bomholt, Jens
40	147	25,84	5,6889	73,8129	49,21	2 Lemke, Klaus
41	131	23,68	5,5321	71,7789	47,85	159 Sasabone, John
42	142	27,76	5,1153	66,3707	44,25	200 Schaefer, Susanne
43	129	25,24	5,1109	66,3144	44,21	128 Heiser, Thomas
44	143	28,21	5,0691	65,7719	43,85	166 Delcominette, Eugene
45	132	26,67	4,9494	64,2182	42,81	174 Pruchhorst, Roland
46	144	30,87	4,6647	60,5248	40,35	197 Schindler, Reiner

OPEN -- Overall Stage Results

HPS Cup 2006

Printed September 4, 2006 at 12:32



Stage 6 -- Stage 6

	PTS	TIME	HIT FACTOR	STAGE POINTS	STAGE PERCENT	COMPETITOR # Name
47	135	29,03	4,6504	60,3384	40,23	11 Borchardt, Dirk
48	132	33,11	3,9867	51,7276	34,49	110 Bogaert, Rene
49	127	41,00	3,0976	40,1908	26,79	194 Sobania, Thomas
50	30	17,63	1,7016	22,0788	14,72	182 Mallebre, Tom
51	41	26,86	1,5264	19,8055	13,20	23 Capella, Gonzalo
52	0	10,83	0,0000	0,0000	0,00	58 Lindenpuetz, Gerd

STANDARD -- Overall Stage Results

HPS Cup 2006

Printed September 4, 2006 at 12:32



Stage 6 -- Stage 6

	PTS	TIME	HIT FACTOR	STAGE POINTS	STAGE PERCENT	COMPETITOR # Name
1	141	17,26	8,1692	150,0000	100,00	122 Midgley, Gregory
2	142	18,24	7,7851	142,9475	95,30	163 Lacroix, Christian
3	141	20,01	7,0465	129,3853	86,26	22 Brosch, Hampi
4	142	20,53	6,9167	127,0025	84,67	124 Kuenzler, Oliver
5	138	20,75	6,6506	122,1164	81,41	15 Trautmann, Ralf
6	138	20,81	6,6314	121,7643	81,18	150 Gerard, Joel
7	128	20,64	6,2016	113,8710	75,91	96 Blazicek, Johannes
8	135	22,39	6,0295	110,7115	73,81	165 Kister, Sebastien
9	126	21,78	5,7851	106,2247	70,82	16 Stolzer, Andy
10	139	24,23	5,7367	105,3354	70,22	121 Grieder, Peter
11	143	25,03	5,7131	104,9031	69,94	162 Scherer, Udo
12	136	24,52	5,5465	101,8430	67,90	100 Schindler, Rüdiger
13	122	22,45	5,4343	99,7830	66,52	169 de Chessé, Laurent
14	142	26,31	5,3972	99,1015	66,07	54 Semmler, Ralf
15	139	26,40	5,2652	96,6771	64,45	148 Groß, Michael
16	108	20,90	5,1675	94,8834	63,26	130 Markopoulos, Georgios
17	114	22,10	5,1584	94,7165	63,14	87 Pantzer, Bernd
18	139	27,35	5,0823	93,3191	62,21	198 Kieninger, Stephanie
19	136	27,18	5,0037	91,8761	61,25	187 Litterst, Detlef
20	143	28,77	4,9705	91,2660	60,84	117 Guenther, Helmut
21	142	28,96	4,9033	90,0332	60,02	140 Klingberg, Anja
22	141	30,01	4,6984	86,2712	57,51	118 Terving, Armin
23	144	31,12	4,6272	84,9642	56,64	114 Kraft, Herbert
24	126	27,56	4,5718	83,9468	55,96	35 Schmidt, Andreas
25	113	24,79	4,5583	83,6980	55,80	177 Schmid, Thomas
26	132	29,29	4,5067	82,7499	55,17	79 Bock, Steffen
27	136	30,27	4,4929	82,4972	55,00	89 Ksycki, Andre
28	111	26,28	4,2237	77,5551	51,70	97 Denk, Matthias
29	131	31,10	4,2122	77,3435	51,56	131 Peter, Franz
30	134	32,20	4,1615	76,4121	50,94	127 Krämer, Peter
31	132	32,26	4,0918	75,1316	50,09	123 Gick, Helmut
32	124	30,79	4,0273	73,9478	49,30	146 Testa, Eddy
33	125	31,22	4,0038	73,5174	49,01	98 Kuhlmann, Norbert
34	111	28,99	3,8289	70,3052	46,87	80 Spronk, Frank
35	117	31,17	3,7536	68,9227	45,95	201 Schaefer, Markus
36	134	38,28	3,5005	64,2756	42,85	195 Krizan, Karolj
37	134	38,39	3,4905	64,0914	42,73	43 Hoehn, Klaus
38	114	33,06	3,4483	63,3162	42,21	94 Mariack Kraft, Christel

PRODUCTION -- Overall Stage Results

HPS Cup 2006

Printed September 4, 2006 at 12:32



Stage 6 -- Stage 6

	PTS	TIME	HIT FACTOR	STAGE POINTS	STAGE PERCENT	COMPETITOR # Name
1	132	18,27	7,2250	150,0000	100,00	7 Lentz, Arne
2	138	19,40	7,1134	147,6839	98,46	61 Haben, Joerg
3	138	19,47	7,0878	147,1530	98,10	86 Schmidt, Tino
4	146	20,65	7,0702	146,7874	97,86	188 Loch, Marijan
5	126	18,18	6,9307	143,8906	95,93	126 Schraner, Remo
6	140	20,21	6,9273	143,8194	95,88	75 Roorda, Richard
7	144	21,88	6,5814	136,6379	91,09	143 Binder, Thomas
8	128	19,72	6,4909	134,7594	89,84	17 Kummer, Steven
9	132	20,77	6,3553	131,9451	87,96	20 van Essen, Olaf
10	142	22,99	6,1766	128,2346	85,49	193 Rauer, Dietmar
11	134	23,23	5,7684	119,7599	79,84	65 Stief, Mathias
12	134	23,72	5,6492	117,2859	78,19	69 Schilling, Thomas
13	124	22,26	5,5705	115,6518	77,10	57 Boss, Dirk
14	130	23,69	5,4875	113,9290	75,95	64 Kuhn, Manfred
15	130	23,72	5,4806	113,7849	75,86	59 Walter, Michael
16	138	25,40	5,4331	112,7980	75,20	152 Henn, Frank
17	142	26,39	5,3808	111,7133	74,48	164 Stobbe, Markus
18	138	26,00	5,3077	110,1949	73,46	51 Klemens, Waldemar
19	122	23,24	5,2496	108,9882	72,66	132 Hermann, David
20	125	23,82	5,2477	108,9492	72,63	106 Kahl, Michael
21	134	25,58	5,2385	108,7577	72,51	189 Wessely, Rene
22	126	24,07	5,2347	108,6802	72,45	107 Simonet, Peter
23	140	26,90	5,2045	108,0517	72,03	115 Mettner, Oliver
24	124	24,08	5,1495	106,9107	71,27	3 Kelterbaum, Reinhard
25	122	24,73	4,9333	102,4216	68,28	168 Schreiner, Michael
26	130	26,46	4,9131	102,0022	68,00	49 Becker, Karsten
27	119	24,23	4,9113	101,9646	67,98	66 Uecker, Ulrich
28	114	23,39	4,8739	101,1883	67,46	76 Guelle, Christian
29	132	27,12	4,8673	101,0509	67,37	151 Bader, Jürgen
30	101	20,96	4,8187	100,0428	66,70	175 Schlömer, Stefan
31	119	24,78	4,8023	99,7015	66,47	13 Burkhart, Helmut
32	140	29,51	4,7442	98,4951	65,66	68 Schlipf, Thorsten
33	129	27,41	4,7063	97,7094	65,14	144 Maurer, Remo
34	130	27,63	4,7050	97,6829	65,12	4 Ende, Wolfgang
35	115	24,79	4,6390	96,3113	64,21	9 Seeger, Eugen
36	140	30,34	4,6144	95,8006	63,87	147 Wittmann, Horst
37	144	31,68	4,5455	94,3698	62,91	1 Wohlmuth, Markus
38	138	30,67	4,4995	93,4160	62,28	180 Könnecke, Ralf
39	130	29,32	4,4338	92,0524	61,37	14 Burkhart, Rita
40	138	31,61	4,3657	90,6380	60,43	52 von Streit, Dietrich
41	138	31,85	4,3328	89,9550	59,97	37 Fajerski, Andreas
42	128	29,78	4,2982	89,2362	59,49	25 Redder, Sascha
43	134	32,70	4,0979	85,0771	56,72	103 Wehmeier, Manfred
44	110	26,86	4,0953	85,0242	56,68	82 Krueger, Donald
45	103	25,50	4,0392	83,8596	55,91	67 Wiegand, Frank
46	106	26,60	3,9850	82,7333	55,16	178 Meyer, Werner

PRODUCTION -- Overall Stage Results

HPS Cup 2006

Printed September 4, 2006 at 12:32



Stage 6 -- Stage 6

	PTS	TIME	HIT FACTOR	STAGE POINTS	STAGE PERCENT	COMPETITOR # Name
47	123	31,73	3,8765	80,4805	53,65	88 Krueger, Juergen
48	102	28,05	3,6364	75,4959	50,33	116 Detert, Alexander
49	115	32,48	3,5406	73,5085	49,01	133 Steiner, Alexandra
50	118	35,92	3,2851	68,2027	45,47	28 Fickinger, Tilo
51	124	43,03	2,8817	59,8282	39,89	48 Schneider, Claudia
52	111	40,63	2,7320	56,7195	37,81	30 van de Geijn, George
53	102	38,43	2,6542	55,1043	36,74	119 Krause, Alex
54	110	41,64	2,6417	54,8451	36,56	179 Könnecke, Annett
55	140	53,12	2,6355	54,7174	36,48	41 Minnert, Michael
56	68	25,97	2,6184	54,3617	36,24	91 Maynert, Rico
57	95	70,45	1,3485	27,9962	18,66	120 Middeldorf, Stephanie

MODIFIED -- Overall Stage Results

HPS Cup 2006

Printed September 4, 2006 at 12:32



Stage 6 -- Stage 6

	PTS	TIME	HIT FACTOR	STAGE POINTS	STAGE PERCENT	COMPETITOR # Name
1	120	18,87	6,3593	150,0000	100,00	129 Blank, Andreas
2	126	20,59	6,1195	144,3431	96,23	155 Huber, Udo

REVOLVER (STANDARD) -- Overall Stage Results

HPS Cup 2006

Printed September 4, 2006 at 12:32



Stage 6 -- Stage 6

	PTS	TIME	HIT FACTOR	STAGE POINTS	STAGE PERCENT	COMPETITOR # Name
1	145	28,60	5,0699	150,0000	100,00	199 Itani, Marwan
2	128	48,77	2,6246	77,6509	51,77	196 Gibney, Jim

OPEN -- Overall Stage Results

HPS Cup 2006

Printed September 4, 2006 at 12:32



Stage 7 -- Stage 7

	PTS	TIME	HIT FACTOR	STAGE POINTS	STAGE PERCENT	COMPETITOR # Name
1	37	3,68	10,0543	40,0000	100,00	145 Wilda, Christian
2	37	3,72	9,9462	39,5699	98,92	18 Kummer, Patrick
3	35	3,65	9,5890	38,1488	95,37	56 Wiegand, Maximilian
4	37	3,89	9,5116	37,8406	94,60	74 van Noord, Desiree
5	38	4,12	9,2233	36,6938	91,73	105 Schweizer, Cornelius
6	35	3,90	8,9744	35,7034	89,26	5 Notnagel, Nils
7	39	4,40	8,8636	35,2629	88,16	185 Lindenmayer, Oliver
8	37	4,20	8,8095	35,0476	87,62	33 van Koolwijk, Jacky
9	37	4,21	8,7886	34,9644	87,41	184 Lindenmayer, Christian
10	34	3,91	8,6957	34,5946	86,49	141 Stauffer, Peter
11	36	4,14	8,6957	34,5946	86,49	10 Graf, Harry
12	40	4,60	8,6957	34,5946	86,49	44 Brozio, Werner
13	39	4,49	8,6860	34,5561	86,39	8 Scheper, Hubert
14	39	4,52	8,6283	34,3267	85,82	32 Przybyla, Horst
15	39	4,55	8,5714	34,1004	85,25	174 Pruchhorst, Roland
16	39	4,62	8,4416	33,5837	83,96	90 Kobler, Wolfgang
17	39	4,64	8,4052	33,4390	83,60	157 Kisters, Rob
18	35	4,18	8,3732	33,3118	83,28	46 Hoppegarten, Rainer
19	35	4,21	8,3135	33,0744	82,69	161 Catricalà, Thierry
20	36	4,34	8,2949	33,0004	82,50	71 Kroener, Matthias
21	38	4,64	8,1897	32,5815	81,45	110 Bogaert, Rene
22	35	4,29	8,1585	32,4576	81,14	158 Smits, Nico
23	40	4,95	8,0808	32,1485	80,37	181 Riegel, Karl
24	37	4,63	7,9914	31,7927	79,48	142 Jeanmaire, Jimmy
25	37	4,77	7,7568	30,8595	77,15	109 Zawierta, JeanPierre
26	33	4,30	7,6744	30,5317	76,33	11 Borchardt, Dirk
27	36	4,73	7,6110	30,2794	75,70	159 Sasabone, John
28	32	4,25	7,5294	29,9548	74,89	197 Schindler, Reiner
29	37	4,92	7,5203	29,9187	74,80	53 Metzner, Michael
30	36	4,79	7,5157	29,9001	74,75	182 Mallebre, Tom
31	39	5,23	7,4570	29,6667	74,17	99 Bomholt, Jens
32	36	4,95	7,2727	28,9337	72,33	160 Haas, Peter
33	39	5,38	7,2491	28,8395	72,10	45 Loerke, Juergen
34	35	4,85	7,2165	28,7099	71,77	101 Schindler, Tabitha
35	36	5,02	7,1713	28,5302	71,33	112 Jung, Simone
36	38	5,33	7,1295	28,3637	70,91	6 Remek, Claudia
37	38	5,38	7,0632	28,1001	70,25	84 Gallenbach, Heinz
38	35	4,97	7,0423	28,0167	70,04	23 Capella, Gonzalo
39	34	4,86	6,9959	27,8323	69,58	2 Lemke, Klaus
40	31	4,52	6,8584	27,2853	68,21	128 Heiser, Thomas
41	37	5,41	6,8392	27,2089	68,02	167 Ebenhöf, Julia
42	35	5,16	6,7829	26,9851	67,46	85 van Mulekom, Mark
43	36	5,42	6,6421	26,4247	66,06	42 Knappstein, Paul
44	35	5,79	6,0449	24,0489	60,12	154 Zobrist, Roger
45	22	3,69	5,9621	23,7193	59,30	186 Kirsch, Saul
46	39	7,25	5,3793	21,4009	53,50	200 Schaefer, Susanne

OPEN -- Overall Stage Results

HPS Cup 2006

Printed September 4, 2006 at 12:32



Stage 7 -- Stage 7

	PTS	TIME	HIT FACTOR	STAGE POINTS	STAGE PERCENT	COMPETITOR # Name
47	39	7,87	4,9555	19,7150	49,29	166 Delcominette, Eugene
48	33	6,69	4,9327	19,6243	49,06	58 Lindenpuetz, Gerd
49	19	3,89	4,8843	19,4317	48,58	29 Schneider, Patrick
50	24	5,18	4,6332	18,4326	46,08	38 Peters, Jos
51	36	8,54	4,2155	16,7707	41,93	194 Sobania, Thomas
52	18	4,38	4,1096	16,3495	40,87	156 Rodigas, Eduard

STANDARD -- Overall Stage Results

HPS Cup 2006

Printed September 4, 2006 at 12:32



Stage 7 -- Stage 7

	PTS	TIME	HIT FACTOR	STAGE POINTS	STAGE PERCENT	COMPETITOR # Name
1	37	3,97	9,3199	40,0000	100,00	146 Testa, Eddy
2	36	4,07	8,8452	37,9627	94,91	124 Kuenzler, Oliver
3	35	3,98	8,7940	37,7428	94,36	163 Lacroix, Christian
4	38	4,38	8,6758	37,2356	93,09	87 Pantzer, Bernd
5	35	4,08	8,5784	36,8177	92,04	121 Grieder, Peter
6	39	4,65	8,3871	35,9965	89,99	198 Kieninger, Stephanie
7	35	4,23	8,2742	35,5121	88,78	150 Gerard, Joel
8	37	4,51	8,2040	35,2106	88,03	122 Midgley, Gregory
9	38	4,65	8,1720	35,0735	87,68	15 Trautmann, Ralf
10	36	4,47	8,0537	34,5656	86,41	100 Schindler, Rüdiger
11	38	4,73	8,0338	34,4803	86,20	89 Ksycki, Andre
12	38	4,79	7,9332	34,0484	85,12	96 Blazicek, Johannes
13	38	4,89	7,7710	33,3521	83,38	117 Guenther, Helmut
14	31	3,99	7,7694	33,3455	83,36	165 Kister, Sebastien
15	34	4,40	7,7273	33,1646	82,91	22 Brosch, Hampi
16	40	5,20	7,6923	33,0145	82,54	140 Klingberg, Anja
17	33	4,32	7,6389	32,7853	81,96	130 Markopoulos, Georgios
18	36	4,84	7,4380	31,9232	79,81	16 Stolzer, Andy
19	38	5,59	6,7979	29,1757	72,94	94 Mariack Kraft, Christel
20	37	5,69	6,5026	27,9086	69,77	187 Litterst, Detlef
21	35	5,39	6,4935	27,8694	69,67	118 Terving, Armin
22	36	5,56	6,4748	27,7892	69,47	114 Kraft, Herbert
23	32	5,16	6,2016	26,6164	66,54	177 Schmid, Thomas
24	36	6,04	5,9603	25,5808	63,95	54 Semmler, Ralf
25	38	6,50	5,8462	25,0911	62,73	201 Schaefer, Markus
26	35	6,06	5,7756	24,7882	61,97	98 Kuhlmann, Norbert
27	29	5,17	5,6093	24,0744	60,19	127 Krämer, Peter
28	32	5,89	5,4329	23,3176	58,29	79 Bock, Steffen
29	40	7,40	5,4054	23,1994	58,00	195 Krizan, Karolj
30	32	6,17	5,1864	22,2594	55,65	43 Hoehn, Klaus
31	26	5,31	4,8964	21,0149	52,54	97 Denk, Matthias
32	31	6,56	4,7256	20,2818	50,70	148 Groß, Michael
33	19	4,45	4,2697	18,3249	45,81	162 Scherer, Udo
34	24	6,30	3,8095	16,3501	40,88	123 Gick, Helmut
35	20	5,75	3,4783	14,9283	37,32	80 Spronk, Frank
36	19	5,48	3,4672	14,8806	37,20	35 Schmidt, Andreas
37	37	11,31	3,2714	14,0407	35,10	169 de Chessé, Laurent
38	31	11,92	2,6007	11,1618	27,90	131 Peter, Franz

PRODUCTION -- Overall Stage Results

HPS Cup 2006

Printed September 4, 2006 at 12:32



Stage 7 -- Stage 7

	PTS	TIME	HIT FACTOR	STAGE POINTS	STAGE PERCENT	COMPETITOR # Name
1	40	4,15	9,6386	40,0000	100,00	86 Schmidt, Tino
2	38	4,10	9,2683	38,4634	96,16	7 Lentz, Arne
3	40	4,44	9,0090	37,3874	93,47	143 Binder, Thomas
4	38	4,26	8,9202	37,0188	92,55	20 van Essen, Olaf
5	40	4,54	8,8106	36,5639	91,41	75 Roorda, Richard
6	34	3,89	8,7404	36,2725	90,68	17 Kummer, Steven
7	40	4,68	8,5470	35,4701	88,68	132 Hermann, David
8	36	4,28	8,4112	34,9065	87,27	126 Schraner, Remo
9	34	4,26	7,9812	33,1221	82,81	4 Ende, Wolfgang
10	36	4,53	7,9470	32,9801	82,45	188 Loch, Marijan
11	32	4,13	7,7482	32,1550	80,39	25 Redder, Sascha
12	34	4,40	7,7273	32,0682	80,17	49 Becker, Karsten
13	36	4,66	7,7253	32,0601	80,15	76 Guelle, Christian
14	38	4,97	7,6459	31,7304	79,33	69 Schilling, Thomas
15	36	4,92	7,3171	30,3659	75,91	61 Haben, Joerg
16	34	4,69	7,2495	30,0853	75,21	106 Kahl, Michael
17	36	5,01	7,1856	29,8204	74,55	147 Wittmann, Horst
18	32	4,46	7,1749	29,7758	74,44	64 Kuhn, Manfred
19	40	5,64	7,0922	29,4326	73,58	1 Wohlmuth, Markus
20	40	5,65	7,0796	29,3805	73,45	88 Krueger, Juergen
21	32	4,53	7,0640	29,3157	73,29	115 Mettner, Oliver
22	38	5,53	6,8716	28,5172	71,29	13 Burkhart, Helmut
23	32	4,79	6,6806	27,7244	69,31	144 Maurer, Remo
24	34	5,09	6,6798	27,7210	69,30	91 Maynert, Rico
25	32	4,84	6,6116	27,4380	68,60	168 Schreiner, Michael
26	34	5,18	6,5637	27,2394	68,10	52 von Streit, Dietrich
27	40	6,24	6,4103	26,6026	66,51	65 Stief, Mathias
28	36	5,84	6,1644	25,5822	63,96	67 Wiegand, Frank
29	34	5,53	6,1483	25,5154	63,79	37 Fajerski, Andreas
30	28	4,65	6,0215	24,9892	62,47	66 Uecker, Ulrich
31	32	5,32	6,0150	24,9624	62,41	68 Schlipf, Thorsten
32	34	5,79	5,8722	24,3696	60,92	178 Meyer, Werner
33	34	5,84	5,8219	24,1610	60,40	30 van de Geijn, George
34	28	4,92	5,6911	23,6179	59,04	116 Detert, Alexander
35	36	6,33	5,6872	23,6019	59,00	151 Bader, Jürgen
36	28	4,93	5,6795	23,5700	58,92	59 Walter, Michael
37	34	6,09	5,5829	23,1691	57,92	103 Wehmeier, Manfred
38	28	5,04	5,5556	23,0556	57,64	82 Krueger, Donald
39	36	6,85	5,2555	21,8102	54,53	180 Könnecke, Ralf
40	34	6,66	5,1051	21,1862	52,97	152 Henn, Frank
41	30	6,12	4,9020	20,3431	50,86	28 Fickinger, Tilo
42	34	6,96	4,8851	20,2730	50,68	41 Minnert, Michael
43	23	4,81	4,7817	19,8441	49,61	107 Simonet, Peter
44	18	3,98	4,5226	18,7688	46,92	175 Schlömer, Stefan
45	24	5,32	4,5113	18,7218	46,80	51 Klemens, Waldemar
46	38	8,67	4,3829	18,1892	45,47	193 Rauer, Dietmar

PRODUCTION -- Overall Stage Results

HPS Cup 2006

Printed September 4, 2006 at 12:32



Stage 7 -- Stage 7

	PTS	TIME	HIT FACTOR	STAGE POINTS	STAGE PERCENT	COMPETITOR # Name
47	16	3,95	4,0506	16,8101	42,03	57 Boss, Dirk
48	30	7,89	3,8023	15,7795	39,45	48 Schneider, Claudia
49	17	4,48	3,7946	15,7478	39,37	164 Stobbe, Markus
50	30	8,60	3,4884	14,4767	36,19	179 Könnecke, Annett
51	17	4,98	3,4137	14,1667	35,42	189 Wessely, Rene
52	32	9,74	3,2854	13,6345	34,09	3 Kelterbaum, Reinhard
53	15	4,72	3,1780	13,1886	32,97	9 Seeger, Eugen
54	15	5,51	2,7223	11,2976	28,24	119 Krause, Alex
55	14	5,29	2,6465	10,9830	27,46	133 Steiner, Alexandra
56	13	6,30	2,0635	8,5635	21,41	120 Middeldorf, Stephanie
57	19	10,99	1,7288	7,1747	17,94	14 Burkhart, Rita

MODIFIED -- Overall Stage Results

HPS Cup 2006

Printed September 4, 2006 at 12:32



Stage 7 -- Stage 7

	PTS	TIME	HIT FACTOR	STAGE POINTS	STAGE PERCENT	COMPETITOR # Name
1	40	4,84	8,2645	40,0000	100,00	129 Blank, Andreas
2	19	4,85	3,9175	18,9608	47,40	155 Huber, Udo

REVOLVER (STANDARD) -- Overall Stage Results

HPS Cup 2006

Printed September 4, 2006 at 12:32



Stage 7 -- Stage 7

	PTS	TIME	HIT FACTOR	STAGE POINTS	STAGE PERCENT	COMPETITOR # Name
1	40	7,21	5,5479	40,0000	100,00	199 Itani, Marwan
2	32	10,18	3,1434	22,6640	56,66	196 Gibney, Jim

OPEN -- Overall Stage Results

HPS Cup 2006

Printed September 4, 2006 at 12:32



Stage 8 -- Stage 8

	PTS	TIME	HIT FACTOR	STAGE POINTS	STAGE PERCENT	COMPETITOR # Name
1	50	6,85	7,2993	50,0000	100,00	145 Wilda, Christian
2	46	6,37	7,2214	49,4662	98,93	5 Notnagel, Nils
3	47	6,51	7,2197	49,4547	98,91	186 Kirsch, Saul
4	50	7,13	7,0126	48,0365	96,07	142 Jeanmaire, Jimmy
5	50	7,15	6,9930	47,9021	95,80	29 Schneider, Patrick
6	48	6,91	6,9465	47,5832	95,17	184 Lindenmayer, Christian
7	50	7,48	6,6845	45,7888	91,58	141 Stauffer, Peter
8	50	7,52	6,6489	45,5452	91,09	105 Schweizer, Cornelius
9	50	7,59	6,5876	45,1252	90,25	185 Lindenmayer, Oliver
10	45	6,87	6,5502	44,8690	89,74	71 Kroener, Matthias
11	50	7,78	6,4267	44,0231	88,05	74 van Noord, Desiree
12	49	7,88	6,2183	42,5952	85,19	33 van Koolwijk, Jacky
13	47	7,59	6,1924	42,4177	84,84	161 Catricalà, Thierry
14	49	8,01	6,1174	41,9039	83,81	56 Wiegand, Maximilian
15	48	8,05	5,9627	40,8447	81,69	112 Jung, Simone
16	49	8,24	5,9466	40,7342	81,47	53 Metzner, Michael
17	49	8,49	5,7715	39,5347	79,07	32 Przybyla, Horst
18	50	8,69	5,7537	39,4131	78,83	18 Kummer, Patrick
19	50	9,11	5,4885	37,5961	75,19	158 Smits, Nico
20	48	8,86	5,4176	37,1106	74,22	11 Borchardt, Dirk
21	48	8,96	5,3571	36,6964	73,39	182 Mallebre, Tom
22	49	9,22	5,3145	36,4046	72,81	157 Kisters, Rob
23	49	9,30	5,2688	36,0914	72,18	154 Zobrist, Roger
24	50	9,52	5,2521	35,9769	71,95	10 Graf, Harry
25	48	9,22	5,2061	35,6616	71,32	174 Pruchhorst, Roland
26	48	9,26	5,1836	35,5076	71,02	156 Rodigas, Eduard
27	50	9,65	5,1813	35,4922	70,98	90 Kobler, Wolfgang
28	47	9,12	5,1535	35,3015	70,60	181 Riegel, Karl
29	47	9,23	5,0921	34,8808	69,76	85 van Mulekom, Mark
30	49	9,91	4,9445	33,8698	67,74	110 Bogaert, Rene
31	49	9,98	4,9098	33,6323	67,26	44 Brozio, Werner
32	49	10,15	4,8276	33,0690	66,14	160 Haas, Peter
33	49	10,38	4,7206	32,3362	64,67	166 Delcominette, Eugene
34	49	10,58	4,6314	31,7250	63,45	197 Schindler, Reiner
35	45	9,90	4,5455	31,1364	62,27	6 Remek, Claudia
36	47	10,81	4,3478	29,7826	59,57	2 Lemke, Klaus
37	47	10,85	4,3318	29,6728	59,35	46 Hoppegarten, Rainer
38	49	11,38	4,3058	29,4947	58,99	84 Gallenbach, Heinz
39	47	11,99	3,9199	26,8515	53,70	38 Peters, Jos
40	46	11,76	3,9116	26,7942	53,59	8 Scheper, Hubert
41	50	13,10	3,8168	26,1450	52,29	42 Knappstein, Paul
42	49	13,02	3,7634	25,7796	51,56	109 Zawierta, JeanPierre
43	46	12,40	3,7097	25,4113	50,82	45 Loerke, Juergen
44	44	12,50	3,5200	24,1120	48,22	200 Schaefer, Susanne
45	47	13,86	3,3911	23,2287	46,46	58 Lindenpuetz, Gerd
46	49	15,05	3,2558	22,3023	44,60	23 Capella, Gonzalo

OPEN -- Overall Stage Results

HPS Cup 2006

Printed September 4, 2006 at 12:32



Stage 8 -- Stage 8

	PTS	TIME	HIT FACTOR	STAGE POINTS	STAGE PERCENT	COMPETITOR # Name
47	48	14,76	3,2520	22,2764	44,55	167 Ebenh�h, Julia
48	46	14,67	3,1357	21,4792	42,96	194 Sobania, Thomas
49	46	14,72	3,1250	21,4063	42,81	101 Schindler, Tabitha
50	46	20,50	2,2439	15,3707	30,74	99 Bomholt, Jens
51	50	28,09	1,7800	12,1930	24,39	128 Heiser, Thomas
52	34	19,72	1,7241	11,8103	23,62	159 Sasabone, John

STANDARD -- Overall Stage Results

HPS Cup 2006

Printed September 4, 2006 at 12:32



Stage 8 -- Stage 8

	PTS	TIME	HIT FACTOR	STAGE POINTS	STAGE PERCENT	COMPETITOR # Name
1	48	7,55	6,3576	50,0000	100,00	122 Midgley, Gregory
2	49	8,04	6,0945	47,9309	95,86	121 Grieder, Peter
3	47	7,87	5,9720	46,9677	93,94	146 Testa, Eddy
4	48	8,57	5,6009	44,0490	88,10	163 Lacroix, Christian
5	49	9,10	5,3846	42,3478	84,70	150 Gerard, Joel
6	48	9,18	5,2288	41,1220	82,24	15 Trautmann, Ralf
7	50	9,87	5,0659	39,8408	79,68	169 de Chessé, Laurent
8	44	9,27	4,7465	37,3292	74,66	130 Markopoulos, Georgios
9	50	10,76	4,6468	36,5455	73,09	89 Ksycki, Andre
10	49	10,90	4,4954	35,3545	70,71	162 Scherer, Udo
11	48	10,75	4,4651	35,1163	70,23	124 Kuenzler, Oliver
12	49	11,28	4,3440	34,1635	68,33	165 Kister, Sebastien
13	50	11,64	4,2955	33,7826	67,57	177 Schmid, Thomas
14	50	11,99	4,1701	32,7964	65,59	22 Brosch, Hampi
15	46	11,51	3,9965	31,4310	62,86	118 Terving, Armin
16	45	11,78	3,8200	30,0430	60,09	148 Groß, Michael
17	45	11,94	3,7688	29,6404	59,28	16 Stolzer, Andy
18	47	13,96	3,3668	26,4782	52,96	35 Schmidt, Andreas
19	48	14,30	3,3566	26,3986	52,80	114 Kraft, Herbert
20	45	13,49	3,3358	26,2347	52,47	87 Pantzer, Bernd
21	50	15,43	3,2404	25,4847	50,97	80 Spronk, Frank
22	48	14,87	3,2280	25,3867	50,77	79 Bock, Steffen
23	46	14,29	3,2190	25,3164	50,63	100 Schindler, Rüdiger
24	45	14,15	3,1802	25,0110	50,02	187 Litterst, Detlef
25	47	15,39	3,0539	24,0179	48,04	198 Kieninger, Stephanie
26	48	17,11	2,8054	22,0631	44,13	96 Blazicek, Johannes
27	44	16,43	2,6780	21,0616	42,12	123 Gick, Helmut
28	44	16,74	2,6284	20,6715	41,34	94 Mariack Kraft, Christel
29	48	18,79	2,5546	20,0905	40,18	117 Guenther, Helmut
30	33	13,08	2,5229	19,8418	39,68	97 Denk, Matthias
31	49	21,51	2,2780	17,9156	35,83	140 Klingberg, Anja
32	48	22,43	2,1400	16,8301	33,66	43 Hoehn, Klaus
33	48	24,67	1,9457	15,3020	30,60	131 Peter, Franz
34	35	19,70	1,7766	13,9726	27,95	195 Krizan, Karolj
35	46	29,35	1,5673	12,3261	24,65	54 Semmler, Ralf
36	35	28,63	1,2225	9,6144	19,23	127 Krämer, Peter
37	45	37,74	1,1924	9,3775	18,75	98 Kuhlmann, Norbert
38	46	44,12	1,0426	8,1997	16,40	201 Schaefer, Markus

PRODUCTION -- Overall Stage Results

HPS Cup 2006

Printed September 4, 2006 at 12:32



Stage 8 -- Stage 8

	PTS	TIME	HIT FACTOR	STAGE POINTS	STAGE PERCENT	COMPETITOR # Name
1	48	8,49	5,6537	50,0000	100,00	61 Haben, Joerg
2	48	8,52	5,6338	49,8239	99,65	86 Schmidt, Tino
3	46	8,25	5,5758	49,3106	98,62	20 van Essen, Olaf
4	48	8,82	5,4422	48,1293	96,26	17 Kummer, Steven
5	48	8,87	5,4115	47,8579	95,72	7 Lentz, Arne
6	48	9,26	5,1836	45,8423	91,68	75 Roorda, Richard
7	50	10,14	4,9310	43,6082	87,22	143 Binder, Thomas
8	48	10,42	4,6065	40,7390	81,48	106 Kahl, Michael
9	50	11,13	4,4924	39,7293	79,46	9 Seeger, Eugen
10	48	10,87	4,4158	39,0524	78,10	126 Schraner, Remo
11	46	10,47	4,3935	38,8551	77,71	188 Loch, Marijan
12	48	11,19	4,2895	37,9357	75,87	65 Stief, Mathias
13	44	10,37	4,2430	37,5241	75,05	66 Uecker, Ulrich
14	50	12,02	4,1597	36,7876	73,58	193 Rauer, Dietmar
15	48	11,58	4,1451	36,6580	73,32	144 Maurer, Remo
16	50	12,30	4,0650	35,9502	71,90	164 Stobbe, Markus
17	46	11,45	4,0175	35,5295	71,06	30 van de Geijn, George
18	48	12,60	3,8095	33,6905	67,38	69 Schilling, Thomas
19	48	12,98	3,6980	32,7042	65,41	52 von Streit, Dietrich
20	46	12,45	3,6948	32,6757	65,35	64 Kuhn, Manfred
21	48	13,18	3,6419	32,2079	64,42	67 Wiegand, Frank
22	46	12,69	3,6249	32,0577	64,12	168 Schreiner, Michael
23	48	13,29	3,6117	31,9413	63,88	147 Wittmann, Horst
24	48	13,39	3,5848	31,7028	63,41	51 Klemens, Waldemar
25	46	12,89	3,5687	31,5603	63,12	3 Kelterbaum, Reinhard
26	31	8,79	3,5267	31,1896	62,38	59 Walter, Michael
27	50	14,18	3,5261	31,1839	62,37	76 Guelle, Christian
28	50	14,23	3,5137	31,0743	62,15	116 Detert, Alexander
29	50	14,34	3,4868	30,8359	61,67	151 Bader, Jürgen
30	48	13,80	3,4783	30,7609	61,52	132 Hermann, David
31	48	13,87	3,4607	30,6056	61,21	57 Boss, Dirk
32	46	13,54	3,3973	30,0452	60,09	49 Becker, Karsten
33	46	13,92	3,3046	29,2250	58,45	14 Burkhart, Rita
34	48	15,03	3,1936	28,2435	56,49	103 Wehmeier, Manfred
35	31	9,72	3,1893	28,2054	56,41	175 Schlömer, Stefan
36	48	15,07	3,1851	28,1685	56,34	178 Meyer, Werner
37	44	14,28	3,0812	27,2496	54,50	4 Ende, Wolfgang
38	46	15,40	2,9870	26,4164	52,83	68 Schlipf, Thorsten
39	42	14,29	2,9391	25,9928	51,99	189 Wessely, Rene
40	48	16,40	2,9268	25,8841	51,77	13 Burkhart, Helmut
41	48	16,67	2,8794	25,4649	50,93	115 Mettner, Oliver
42	50	17,57	2,8458	25,1672	50,33	1 Wohlmuth, Markus
43	44	16,46	2,6731	23,6406	47,28	107 Simonet, Peter
44	46	17,27	2,6636	23,5560	47,11	82 Krueger, Donald
45	46	17,65	2,6062	23,0489	46,10	133 Steiner, Alexandra
46	48	19,87	2,4157	21,3639	42,73	88 Krueger, Juergen

PRODUCTION -- Overall Stage Results

HPS Cup 2006

Printed September 4, 2006 at 12:32



Stage 8 -- Stage 8

	PTS	TIME	HIT FACTOR	STAGE POINTS	STAGE PERCENT	COMPETITOR # Name
47	40	16,63	2,4053	21,2718	42,54	152 Henn, Frank
48	50	21,18	2,3607	20,8776	41,76	37 Fajerski, Andreas
49	50	21,57	2,3180	20,5001	41,00	28 Fickinger, Tilo
50	44	19,56	2,2495	19,8939	39,79	91 Maynert, Rico
51	48	22,26	2,1563	19,0701	38,14	180 Könnecke, Ralf
52	33	17,99	1,8344	16,2226	32,45	41 Minnert, Michael
53	44	28,36	1,5515	13,7209	27,44	119 Krause, Alex
54	42	30,58	1,3734	12,1464	24,29	25 Redder, Sascha
55	29	21,46	1,3514	11,9510	23,90	120 Middeldorf, Stephanie
56	44	32,83	1,3402	11,8527	23,71	179 Könnecke, Annett
57	35	26,28	1,3318	11,7782	23,56	48 Schneider, Claudia

MODIFIED -- Overall Stage Results

HPS Cup 2006

Printed September 4, 2006 at 12:32



Stage 8 -- Stage 8

	PTS	TIME	HIT FACTOR	STAGE POINTS	STAGE PERCENT	COMPETITOR # Name
1	49	9,09	5,3905	50,0000	100,00	129 Blank, Andreas
2	48	11,27	4,2591	39,5053	79,01	155 Huber, Udo

REVOLVER (STANDARD) -- Overall Stage Results

HPS Cup 2006

Printed September 4, 2006 at 12:32



Stage 8 -- Stage 8

	PTS	TIME	HIT FACTOR	STAGE POINTS	STAGE PERCENT	COMPETITOR # Name
1	49	11,84	4,1385	50,0000	100,00	199 Itani, Marwan
2	50	33,68	1,4846	17,9359	35,87	196 Gibney, Jim

OPEN -- Overall Stage Results

HPS Cup 2006

Printed September 4, 2006 at 12:32



Stage 9 -- Stage 9

	PTS	TIME	HIT FACTOR	STAGE POINTS	STAGE PERCENT	COMPETITOR # Name
1	61	7,86	7,7608	65,0000	100,00	5 Notnagel, Nils
2	61	7,98	7,6441	64,0226	98,50	145 Wilda, Christian
3	63	8,53	7,3857	61,8582	95,17	141 Stauffer, Peter
4	61	8,28	7,3671	61,7029	94,93	186 Kirsch, Saul
5	58	8,26	7,0218	58,8104	90,48	56 Wiegand, Maximilian
6	62	9,07	6,8357	57,2520	88,08	71 Kroener, Matthias
7	62	9,22	6,7245	56,3205	86,65	29 Schneider, Patrick
8	65	9,97	6,5196	54,6040	84,01	74 van Noord, Desiree
9	56	8,65	6,4740	54,2223	83,42	161 Catricalà, Thierry
10	61	9,52	6,4076	53,6660	82,56	142 Jeanmaire, Jimmy
11	63	9,89	6,3701	53,3520	82,08	185 Lindenmayer, Oliver
12	58	9,21	6,2975	52,7442	81,14	181 Riegel, Karl
13	60	9,53	6,2959	52,7308	81,12	160 Haas, Peter
14	62	9,90	6,2626	52,4521	80,70	184 Lindenmayer, Christian
15	58	9,28	6,2500	52,3463	80,53	32 Przybyla, Horst
16	64	10,50	6,0952	51,0501	78,54	112 Jung, Simone
17	63	10,34	6,0928	51,0301	78,51	156 Rodigas, Eduard
18	62	10,26	6,0429	50,6116	77,86	45 Loerke, Juergen
19	62	10,48	5,9160	49,5492	76,23	105 Schweizer, Cornelius
20	59	9,98	5,9118	49,5139	76,18	18 Kummer, Patrick
21	63	10,67	5,9044	49,4518	76,08	8 Scheper, Hubert
22	60	10,39	5,7748	48,3662	74,41	53 Metzner, Michael
23	62	10,85	5,7143	47,8595	73,63	46 Hoppegarten, Rainer
24	64	11,72	5,4608	45,7360	70,36	85 van Mulekom, Mark
25	53	9,79	5,4137	45,3419	69,76	33 van Koolwijk, Jacky
26	61	11,27	5,4126	45,3327	69,74	110 Bogaert, Rene
27	65	12,02	5,4077	45,2913	69,68	197 Schindler, Reiner
28	59	11,15	5,2915	44,3183	68,18	154 Zobrist, Roger
29	61	11,68	5,2226	43,7414	67,29	6 Remek, Claudia
30	57	10,92	5,2198	43,7178	67,26	11 Borchardt, Dirk
31	63	12,27	5,1345	43,0033	66,16	99 Bomholt, Jens
32	63	12,43	5,0684	42,4498	65,31	157 Kisters, Rob
33	62	12,48	4,9679	41,6086	64,01	90 Kobler, Wolfgang
34	63	12,84	4,9065	41,0943	63,22	2 Lemke, Klaus
35	57	11,87	4,8020	40,2189	61,88	84 Gallenbach, Heinz
36	59	12,29	4,8007	40,2074	61,86	44 Brozio, Werner
37	58	12,51	4,6363	38,8308	59,74	182 Mallebre, Tom
38	59	12,86	4,5879	38,4253	59,12	200 Schaefer, Susanne
39	55	12,20	4,5082	37,7580	58,09	38 Peters, Jos
40	60	13,37	4,4877	37,5860	57,82	159 Sasabone, John
41	51	11,41	4,4698	37,4361	57,59	10 Graf, Harry
42	56	12,62	4,4374	37,1651	57,18	174 Pruchhorst, Roland
43	64	14,58	4,3896	36,7645	56,56	42 Knappstein, Paul
44	57	13,38	4,2601	35,6800	54,89	23 Capella, Gonzalo
45	60	14,36	4,1783	34,9948	53,84	158 Smits, Nico
46	63	16,29	3,8674	32,3911	49,83	166 Delcominette, Eugene

OPEN -- Overall Stage Results

HPS Cup 2006

Printed September 4, 2006 at 12:32



Stage 9 -- Stage 9

	PTS	TIME	HIT FACTOR	STAGE POINTS	STAGE PERCENT	COMPETITOR # Name
47	57	14,89	3,8281	32,0617	49,33	109 Zawierta, JeanPierre
48	61	17,88	3,4116	28,5738	43,96	128 Heiser, Thomas
49	44	13,95	3,1541	26,4171	40,64	101 Schindler, Tabitha
50	53	17,57	3,0165	25,2645	38,87	58 Lindenpuetz, Gerd
51	38	23,70	1,6034	13,4289	20,66	194 Sobania, Thomas
52	18	13,09	1,3751	11,5170	17,72	167 Ebenhöh, Julia

STANDARD -- Overall Stage Results

HPS Cup 2006

Printed September 4, 2006 at 12:32



Stage 9 -- Stage 9

	PTS	TIME	HIT FACTOR	STAGE POINTS	STAGE PERCENT	COMPETITOR # Name
1	63	10,31	6,1106	65,0000	100,00	96 Blazicek, Johannes
2	59	9,69	6,0888	64,7679	99,64	122 Midgley, Gregory
3	61	10,65	5,7277	60,9273	93,73	163 Lacroix, Christian
4	59	10,88	5,4228	57,6839	88,74	146 Testa, Eddy
5	59	10,99	5,3685	57,1065	87,86	130 Markopoulos, Georgios
6	61	11,65	5,2361	55,6975	85,69	22 Brosch, Hampi
7	60	11,46	5,2356	55,6927	85,68	124 Kuenzler, Oliver
8	55	10,96	5,0182	53,3806	82,12	169 de Chessé, Laurent
9	57	11,62	4,9053	52,1795	80,28	121 Grieder, Peter
10	63	13,82	4,5586	48,4913	74,60	162 Scherer, Udo
11	58	13,11	4,4241	47,0605	72,40	165 Kister, Sebastien
12	43	10,05	4,2786	45,5128	70,02	150 Gerard, Joel
13	63	14,85	4,2424	45,1279	69,43	35 Schmidt, Andreas
14	60	14,33	4,1870	44,5386	68,52	89 Ksycki, Andre
15	63	15,60	4,0385	42,9583	66,09	15 Trautmann, Ralf
16	63	16,01	3,9350	41,8582	64,40	140 Klingberg, Anja
17	57	15,47	3,6846	39,1937	60,30	148 Groß, Michael
18	65	18,56	3,5022	37,2535	57,31	114 Kraft, Herbert
19	54	15,46	3,4929	37,1549	57,16	54 Semmler, Ralf
20	57	16,45	3,4650	36,8587	56,71	97 Denk, Matthias
21	58	16,80	3,4524	36,7240	56,50	16 Stolzer, Andy
22	49	14,46	3,3887	36,0462	55,46	177 Schmid, Thomas
23	56	16,67	3,3593	35,7342	54,98	118 Terving, Armin
24	59	17,85	3,3053	35,1597	54,09	87 Pantzer, Bernd
25	57	17,28	3,2986	35,0883	53,98	117 Guenther, Helmut
26	63	21,17	2,9759	31,6556	48,70	80 Spronk, Frank
27	47	16,17	2,9066	30,9186	47,57	187 Litterst, Detlef
28	56	19,52	2,8689	30,5168	46,95	198 Kieninger, Stephanie
29	55	19,83	2,7736	29,5034	45,39	131 Peter, Franz
30	62	23,17	2,6759	28,4641	43,79	100 Schindler, Rüdiger
31	42	17,48	2,4027	25,5587	39,32	94 Mariack Kraft, Christel
32	44	18,94	2,3231	24,7118	38,02	123 Gick, Helmut
33	44	19,89	2,2122	23,5315	36,20	43 Hoehn, Klaus
34	32	16,34	1,9584	20,8319	32,05	79 Bock, Steffen
35	58	31,76	1,8262	19,4258	29,89	98 Kuhlmann, Norbert
36	59	39,41	1,4971	15,9249	24,50	195 Krizan, Karolj
37	44	34,49	1,2757	13,5703	20,88	201 Schaefer, Markus
38	13	22,04	0,5898	6,2743	9,65	127 Krämer, Peter

PRODUCTION -- Overall Stage Results

HPS Cup 2006

Printed September 4, 2006 at 12:32



Stage 9 -- Stage 9

	PTS	TIME	HIT FACTOR	STAGE POINTS	STAGE PERCENT	COMPETITOR # Name
1	61	9,91	6,1554	65,0000	100,00	61 Haben, Joerg
2	63	10,42	6,0461	63,8455	98,22	164 Stobbe, Markus
3	65	11,40	5,7018	60,2096	92,63	106 Kahl, Michael
4	65	12,06	5,3897	56,9145	87,56	143 Binder, Thomas
5	61	11,32	5,3887	56,9037	87,54	86 Schmidt, Tino
6	57	10,70	5,3271	56,2533	86,54	188 Loch, Marijan
7	51	9,85	5,1777	54,6753	84,12	20 van Essen, Olaf
8	53	11,19	4,7364	50,0153	76,95	17 Kummer, Steven
9	57	12,14	4,6952	49,5808	76,28	49 Becker, Karsten
10	63	13,76	4,5785	48,3481	74,38	65 Stief, Mathias
11	49	10,77	4,5497	48,0438	73,91	59 Walter, Michael
12	57	13,07	4,3611	46,0528	70,85	178 Meyer, Werner
13	55	13,07	4,2081	44,4370	68,36	147 Wittmann, Horst
14	53	12,79	4,1439	43,7585	67,32	57 Boss, Dirk
15	57	13,99	4,0743	43,0244	66,19	152 Henn, Frank
16	53	13,15	4,0304	42,5606	65,48	4 Ende, Wolfgang
17	57	14,18	4,0197	42,4479	65,30	193 Rauer, Dietmar
18	63	16,61	3,7929	40,0524	61,62	1 Wohlmuth, Markus
19	44	11,63	3,7833	39,9512	61,46	3 Kelterbaum, Reinhard
20	59	15,64	3,7724	39,8357	61,29	69 Schilling, Thomas
21	61	16,51	3,6947	39,0158	60,02	7 Lentz, Arne
22	51	13,83	3,6876	38,9408	59,91	30 van de Geijn, George
23	63	17,50	3,6000	38,0154	58,49	68 Schlipf, Thorsten
24	59	16,56	3,5628	37,6226	57,88	52 von Streit, Dietrich
25	51	14,32	3,5615	37,6084	57,86	132 Hermann, David
26	55	15,52	3,5438	37,4221	57,57	9 Seeger, Eugen
27	55	15,63	3,5189	37,1587	57,17	115 Mettner, Oliver
28	61	17,43	3,4997	36,9564	56,86	76 Guelle, Christian
29	59	16,88	3,4953	36,9094	56,78	151 Bader, Jürgen
30	38	11,30	3,3628	35,5110	54,63	126 Schraner, Remo
31	51	15,58	3,2734	34,5669	53,18	189 Wessely, Rene
32	55	16,82	3,2699	34,5298	53,12	144 Maurer, Remo
33	51	16,34	3,1212	32,9591	50,71	14 Burkhart, Rita
34	51	16,91	3,0160	31,8481	49,00	91 Maynert, Rico
35	63	22,23	2,8340	29,9267	46,04	75 Roorda, Richard
36	40	14,19	2,8189	29,7670	45,80	13 Burkhart, Helmut
37	38	13,64	2,7859	29,4189	45,26	66 Uecker, Ulrich
38	47	17,05	2,7566	29,1092	44,78	88 Krueger, Juergen
39	42	15,41	2,7255	28,7809	44,28	28 Fickinger, Tilo
40	55	20,42	2,6934	28,4423	43,76	107 Simonet, Peter
41	61	23,06	2,6453	27,9337	42,97	116 Detert, Alexander
42	57	21,80	2,6147	27,6106	42,48	179 Könnecke, Annett
43	40	15,30	2,6144	27,6074	42,47	67 Wiegand, Frank
44	57	22,18	2,5699	27,1375	41,75	119 Krause, Alex
45	47	18,29	2,5697	27,1357	41,75	64 Kuhn, Manfred
46	59	23,18	2,5453	26,8779	41,35	133 Steiner, Alexandra

PRODUCTION -- Overall Stage Results

HPS Cup 2006

Printed September 4, 2006 at 12:32



Stage 9 -- Stage 9

	PTS	TIME	HIT FACTOR	STAGE POINTS	STAGE PERCENT	COMPETITOR # Name
47	61	24,84	2,4557	25,9320	39,90	41 Minnert, Michael
48	38	15,68	2,4235	25,5914	39,37	51 Klemens, Waldemar
49	51	21,63	2,3578	24,8984	38,31	103 Wehmeier, Manfred
50	30	12,78	2,3474	24,7883	38,14	175 Schlömer, Stefan
51	47	23,67	1,9856	20,9680	32,26	48 Schneider, Claudia
52	55	30,01	1,8327	19,3533	29,77	37 Fajerski, Andreas
53	26	15,18	1,7128	18,0867	27,83	82 Krueger, Donald
54	36	22,38	1,6086	16,9863	26,13	180 Könnecke, Ralf
55	32	21,32	1,5009	15,8497	24,38	168 Schreiner, Michael
56	43	32,01	1,3433	14,1853	21,82	25 Redder, Sascha
57	0	41,80	0,0000	0,0000	0,00	120 Middeldorf, Stephanie

MODIFIED -- Overall Stage Results

HPS Cup 2006

Printed September 4, 2006 at 12:32



Stage 9 -- Stage 9

	PTS	TIME	HIT FACTOR	STAGE POINTS	STAGE PERCENT	COMPETITOR # Name
1	58	10,31	5,6256	65,0000	100,00	129 Blank, Andreas
2	59	12,63	4,6714	53,9750	83,04	155 Huber, Udo

REVOLVER (STANDARD) -- Overall Stage Results

HPS Cup 2006

Printed September 4, 2006 at 12:32



Stage 9 -- Stage 9

	PTS	TIME	HIT FACTOR	STAGE POINTS	STAGE PERCENT	COMPETITOR # Name
1	61	16,53	3,6903	65,0000	100,00	199 Itani, Marwan
2	36	38,78	0,9283	16,3513	25,16	196 Gibney, Jim

OPEN -- Overall Stage Results

HPS Cup 2006

Printed September 4, 2006 at 12:32



Stage 10 -- Stage 10

	PTS	TIME	HIT FACTOR	STAGE POINTS	STAGE PERCENT	COMPETITOR # Name
1	43	4,74	9,0717	45,0000	100,00	154 Zobrist, Roger
2	41	4,77	8,5954	42,6371	94,75	186 Kirsch, Saul
3	45	5,26	8,5551	42,4374	94,31	29 Schneider, Patrick
4	42	4,95	8,4848	42,0888	93,53	56 Wiegand, Maximilian
5	44	5,25	8,3810	41,5734	92,39	145 Wilda, Christian
6	44	5,63	7,8153	38,7674	86,15	158 Smits, Nico
7	40	5,14	7,7821	38,6028	85,78	18 Kummer, Patrick
8	39	5,07	7,6923	38,1574	84,79	74 van Noord, Desiree
9	41	5,38	7,6208	37,8028	84,01	141 Stauffer, Peter
10	43	5,97	7,2027	35,7286	79,40	142 Jeanmaire, Jimmy
11	42	5,84	7,1918	35,6746	79,28	11 Borchardt, Dirk
12	44	6,38	6,8966	34,2101	76,02	174 Pruchhorst, Roland
13	43	6,26	6,8690	34,0735	75,72	53 Metzner, Michael
14	42	6,15	6,8293	33,8763	75,28	84 Gallenbach, Heinz
15	44	6,53	6,7381	33,4243	74,28	33 van Koolwijk, Jacky
16	40	6,00	6,6667	33,0698	73,49	181 Riegel, Karl
17	43	6,67	6,4468	31,9790	71,06	46 Hoppegarten, Rainer
18	43	6,79	6,3328	31,4138	69,81	160 Haas, Peter
19	42	6,64	6,3253	31,3764	69,73	156 Rodigas, Eduard
20	43	6,81	6,3142	31,3216	69,60	32 Przybyla, Horst
21	41	6,53	6,2787	31,1453	69,21	105 Schweizer, Cornelius
22	45	7,75	5,8065	28,8027	64,01	44 Brozio, Werner
23	44	7,59	5,7971	28,7563	63,90	112 Jung, Simone
24	40	6,90	5,7971	28,7563	63,90	157 Kisters, Rob
25	38	6,57	5,7839	28,6907	63,76	185 Lindenmayer, Oliver
26	26	4,50	5,7778	28,6605	63,69	5 Notnagel, Nils
27	32	5,71	5,6042	27,7995	61,78	161 Catricalà, Thierry
28	44	7,90	5,5696	27,6279	61,40	110 Bogaert, Rene
29	43	7,82	5,4987	27,2762	60,61	90 Kobler, Wolfgang
30	44	8,29	5,3076	26,3282	58,51	45 Loerke, Juergen
31	35	6,65	5,2632	26,1077	58,02	6 Remek, Claudia
32	42	7,98	5,2632	26,1077	58,02	184 Lindenmayer, Christian
33	42	8,10	5,1852	25,7209	57,16	23 Capella, Gonzalo
34	44	8,49	5,1826	25,7079	57,13	159 Sasabone, John
35	42	8,23	5,1033	25,3146	56,25	99 Bomholt, Jens
36	40	8,25	4,8485	24,0507	53,45	166 Delcominette, Eugene
37	27	5,84	4,6233	22,9337	50,96	182 Mallebre, Tom
38	42	9,21	4,5603	22,6210	50,27	42 Knappstein, Paul
39	40	9,09	4,4004	21,8282	48,51	197 Schindler, Reiner
40	38	9,33	4,0729	20,2034	44,90	2 Lemke, Klaus
41	29	7,45	3,8926	19,3092	42,91	38 Peters, Jos
42	44	11,66	3,7736	18,7187	41,60	85 van Mulekom, Mark
43	27	7,16	3,7709	18,7057	41,57	71 Kroener, Matthias
44	30	8,38	3,5800	17,7582	39,46	109 Zawierta, JeanPierre
45	41	11,85	3,4599	17,1628	38,14	128 Heiser, Thomas
46	26	7,92	3,2828	16,2844	36,19	167 Ebenhöf, Julia

OPEN -- Overall Stage Results

HPS Cup 2006

Printed September 4, 2006 at 12:32



Stage 10 -- Stage 10

	PTS	TIME	HIT FACTOR	STAGE POINTS	STAGE PERCENT	COMPETITOR # Name
47	27	9,38	2,8785	14,2785	31,73	200 Schaefer, Susanne
48	29	10,76	2,6952	13,3693	29,71	101 Schindler, Tabitha
49	13	6,63	1,9608	9,7264	21,61	8 Scheper, Hubert
50	14	8,27	1,6929	8,3974	18,66	10 Graf, Harry
51	13	9,99	1,3013	6,4551	14,34	194 Sobania, Thomas
52	15	14,67	1,0225	5,0721	11,27	58 Lindenpuetz, Gerd

STANDARD -- Overall Stage Results

HPS Cup 2006

Printed September 4, 2006 at 12:32



Stage 10 -- Stage 10

	PTS	TIME	HIT FACTOR	STAGE POINTS	STAGE PERCENT	COMPETITOR # Name
1	43	6,41	6,7083	45,0000	100,00	122 Midgley, Gregory
2	45	7,25	6,2069	41,6367	92,53	163 Lacroix, Christian
3	44	7,22	6,0942	40,8806	90,85	130 Markopoulos, Georgios
4	40	6,59	6,0698	40,7171	90,48	121 Grieder, Peter
5	43	7,13	6,0309	40,4558	89,90	96 Blazicek, Johannes
6	44	7,57	5,8124	38,9905	86,65	22 Brosch, Hampi
7	33	5,91	5,5838	37,4566	83,24	169 de Chessé, Laurent
8	41	7,73	5,3040	35,5800	79,07	150 Gerard, Joel
9	37	7,04	5,2557	35,2558	78,35	97 Denk, Matthias
10	41	8,16	5,0245	33,7051	74,90	89 Ksycki, Andre
11	41	8,20	5,0000	33,5407	74,53	165 Kister, Sebastien
12	44	8,88	4,9550	33,2385	73,86	35 Schmidt, Andreas
13	44	9,40	4,6809	31,3998	69,78	15 Trautmann, Ralf
14	41	8,91	4,6016	30,8680	68,60	16 Stolzer, Andy
15	37	8,13	4,5510	30,5290	67,84	87 Pantzer, Bernd
16	37	8,34	4,4365	29,7603	66,13	177 Schmid, Thomas
17	35	7,98	4,3860	29,4217	65,38	114 Kraft, Herbert
18	43	10,09	4,2616	28,5877	63,53	118 Terving, Armin
19	43	10,39	4,1386	27,7623	61,69	100 Schindler, Rüdiger
20	41	11,48	3,5714	23,9576	53,24	198 Kieninger, Stephanie
21	39	11,12	3,5072	23,5267	52,28	43 Hoehn, Klaus
22	42	12,32	3,4091	22,8687	50,82	127 Krämer, Peter
23	41	12,32	3,3279	22,3242	49,61	131 Peter, Franz
24	27	8,44	3,1991	21,4597	47,69	124 Kuenzler, Oliver
25	33	11,56	2,8547	19,1495	42,55	94 Mariack Kraft, Christel
26	24	8,90	2,6966	18,0894	40,20	80 Spronk, Frank
27	34	12,73	2,6709	17,9165	39,81	98 Kuhlmann, Norbert
28	25	9,37	2,6681	17,8979	39,77	117 Guenther, Helmut
29	35	13,22	2,6475	17,7598	39,47	201 Schaefer, Markus
30	28	10,66	2,6266	17,6199	39,16	140 Klingberg, Anja
31	20	8,67	2,3068	15,4744	34,39	79 Bock, Steffen
32	16	7,79	2,0539	13,7780	30,62	146 Testa, Eddy
33	11	7,09	1,5515	10,4076	23,13	162 Scherer, Udo
34	14	10,07	1,3903	9,3261	20,72	54 Semmler, Ralf
35	12	12,45	0,9639	6,4657	14,37	195 Krizan, Karolj
36	10	10,69	0,9355	6,2752	13,94	187 Litterst, Detlef
37	8	9,15	0,8743	5,8650	13,03	123 Gick, Helmut
38	0	9,03	0,0000	0,0000	0,00	148 Groß, Michael

PRODUCTION -- Overall Stage Results

HPS Cup 2006

Printed September 4, 2006 at 12:32



Stage 10 -- Stage 10

	PTS	TIME	HIT FACTOR	STAGE POINTS	STAGE PERCENT	COMPETITOR # Name
1	43	6,37	6,7504	45,0000	100,00	75 Roorda, Richard
2	41	6,54	6,2691	41,7917	92,87	20 van Essen, Olaf
3	43	7,21	5,9639	39,7573	88,35	189 Wessely, Rene
4	39	6,59	5,9181	39,4514	87,67	17 Kummer, Steven
5	41	7,01	5,8488	38,9897	86,64	7 Lentz, Arne
6	33	5,77	5,7192	38,1260	84,72	59 Walter, Michael
7	41	7,19	5,7024	38,0136	84,47	86 Schmidt, Tino
8	39	7,17	5,4393	36,2601	80,58	61 Haben, Joerg
9	41	7,69	5,3316	35,5419	78,98	164 Stobbe, Markus
10	39	7,33	5,3206	35,4686	78,82	188 Loch, Marijan
11	43	8,58	5,0117	33,4091	74,24	57 Boss, Dirk
12	43	8,83	4,8698	32,4632	72,14	168 Schreiner, Michael
13	35	7,23	4,8409	32,2711	71,71	126 Schraner, Remo
14	41	8,51	4,8179	32,1172	71,37	3 Kelterbaum, Reinhard
15	41	8,89	4,6119	30,7444	68,32	193 Rauer, Dietmar
16	41	8,95	4,5810	30,5383	67,86	76 Guelle, Christian
17	33	7,49	4,4059	29,3708	65,27	143 Binder, Thomas
18	43	9,76	4,4057	29,3699	65,27	152 Henn, Frank
19	39	9,08	4,2952	28,6327	63,63	30 van de Geijn, George
20	39	9,10	4,2857	28,5698	63,49	147 Wittmann, Horst
21	41	10,01	4,0959	27,3044	60,68	116 Detert, Alexander
22	41	10,18	4,0275	26,8485	59,66	82 Krueger, Donald
23	41	10,34	3,9652	26,4330	58,74	65 Stief, Mathias
24	41	10,53	3,8936	25,9561	57,68	132 Hermann, David
25	39	10,31	3,7827	25,2168	56,04	49 Becker, Karsten
26	31	8,20	3,7805	25,2018	56,00	64 Kuhn, Manfred
27	39	10,34	3,7718	25,1436	55,87	178 Meyer, Werner
28	37	9,81	3,7717	25,1430	55,87	151 Bader, Jürgen
29	37	9,90	3,7374	24,9144	55,37	69 Schilling, Thomas
30	37	9,94	3,7223	24,8141	55,14	68 Schlipf, Thorsten
31	41	11,18	3,6673	24,4470	54,33	66 Uecker, Ulrich
32	45	12,95	3,4749	23,1647	51,48	133 Steiner, Alexandra
33	43	12,41	3,4649	23,0983	51,33	37 Fajerski, Andreas
34	31	9,28	3,3405	22,2688	49,49	25 Redder, Sascha
35	39	11,87	3,2856	21,9027	48,67	41 Minnert, Michael
36	39	11,90	3,2773	21,8475	48,55	51 Klemens, Waldemar
37	35	11,16	3,1362	20,9068	46,46	175 Schlömer, Stefan
38	37	11,93	3,1014	20,6750	45,94	103 Wehmeier, Manfred
39	33	10,74	3,0726	20,4830	45,52	91 Maynert, Rico
40	27	8,92	3,0269	20,1782	44,84	9 Seeger, Eugen
41	37	13,13	2,8180	18,7854	41,75	180 Könnecke, Ralf
42	35	12,55	2,7888	18,5912	41,31	119 Krause, Alex
43	33	11,95	2,7615	18,4090	40,91	67 Wiegand, Frank
44	25	9,98	2,5050	16,6991	37,11	115 Mettner, Oliver
45	41	16,92	2,4232	16,1535	35,90	52 von Streit, Dietrich
46	22	9,18	2,3965	15,9758	35,50	107 Simonet, Peter

PRODUCTION -- Overall Stage Results

HPS Cup 2006

Printed September 4, 2006 at 12:32



Stage 10 -- Stage 10

	PTS	TIME	HIT FACTOR	STAGE POINTS	STAGE PERCENT	COMPETITOR # Name
47	22	9,81	2,2426	14,9499	33,22	106 Kahl, Michael
48	37	17,27	2,1424	14,2821	31,74	179 Könnecke, Annett
49	13	9,49	1,3699	9,1319	20,29	144 Maurer, Remo
50	13	9,98	1,3026	8,6835	19,30	1 Wohlmuth, Markus
51	14	11,75	1,1915	7,9428	17,65	28 Fickinger, Tilo
52	14	12,71	1,1015	7,3429	16,32	88 Krueger, Juergen
53	20	19,25	1,0390	6,9260	15,39	48 Schneider, Claudia
54	9	9,06	0,9934	6,6221	14,72	13 Burkhart, Helmut
55	7	8,75	0,8000	5,3330	11,85	4 Ende, Wolfgang
56	0	15,96	0,0000	0,0000	0,00	120 Middeldorf, Stephanie
57	0	11,69	0,0000	0,0000	0,00	14 Burkhart, Rita

MODIFIED -- Overall Stage Results

HPS Cup 2006

Printed September 4, 2006 at 12:32




Stage 10 -- Stage 10

	PTS	TIME	HIT FACTOR	STAGE POINTS	STAGE PERCENT	COMPETITOR # Name
1	43	6,42	6,6978	45,0000	100,00	129 Blank, Andreas
2	12	7,35	1,6327	10,9692	24,38	155 Huber, Udo

REVOLVER (STANDARD) -- Overall Stage Results

HPS Cup 2006

Printed September 4, 2006 at 12:32



Stage 10 -- Stage 10

	PTS	TIME	HIT FACTOR	STAGE POINTS	STAGE PERCENT	COMPETITOR # Name
1	40	10,34	3,8685	45,0000	100,00	199 Itani, Marwan
2	43	19,11	2,2501	26,1746	58,17	196 Gibney, Jim

OPEN -- Overall Stage Results

HPS Cup 2006

Printed September 4, 2006 at 12:32



Stage 11 -- Stage 11

	PTS	TIME	HIT FACTOR	STAGE POINTS	STAGE PERCENT	COMPETITOR # Name
1	148	16,66	8,8836	160,0000	100,00	186 Kirsch, Saul
2	148	18,52	7,9914	143,9309	89,96	141 Stauffer, Peter
3	141	17,67	7,9796	143,7195	89,82	71 Kroener, Matthias
4	145	18,51	7,8336	141,0895	88,18	29 Schneider, Patrick
5	145	18,51	7,8336	141,0895	88,18	145 Wilda, Christian
6	149	19,47	7,6528	137,8331	86,15	56 Wiegand, Maximilian
7	145	19,63	7,3867	133,0396	83,15	74 van Noord, Desiree
8	143	19,60	7,2959	131,4054	82,13	18 Kummer, Patrick
9	152	20,96	7,2519	130,6127	81,63	181 Riegel, Karl
10	137	19,28	7,1058	127,9814	79,99	33 van Koolwijk, Jacky
11	143	20,15	7,0968	127,8186	79,89	5 Notnagel, Nils
12	144	21,01	6,8539	123,4439	77,15	184 Lindenmayer, Christian
13	153	22,85	6,6958	120,5975	75,37	185 Lindenmayer, Oliver
14	138	20,85	6,6187	119,2083	74,51	10 Graf, Harry
15	147	23,10	6,3636	114,6143	71,63	32 Przybyla, Horst
16	143	22,54	6,3443	114,2656	71,42	53 Metzner, Michael
17	140	22,30	6,2780	113,0724	70,67	160 Haas, Peter
18	145	23,34	6,2125	111,8923	69,93	105 Schweizer, Cornelius
19	132	21,30	6,1972	111,6163	69,76	154 Zobrist, Roger
20	147	24,06	6,1097	110,0411	68,78	159 Sasabone, John
21	145	23,87	6,0746	109,4079	68,38	112 Jung, Simone
22	151	25,13	6,0088	108,2225	67,64	44 Brozio, Werner
23	149	24,92	5,9791	107,6890	67,31	157 Kisters, Rob
24	151	25,80	5,8527	105,4121	65,88	110 Bogaert, Rene
25	147	25,45	5,7760	104,0310	65,02	156 Rodigas, Eduard
26	147	25,90	5,6757	102,2235	63,89	174 Pruchhorst, Roland
27	145	25,73	5,6354	101,4989	63,44	46 Hoppegarten, Rainer
28	137	24,44	5,6056	100,9608	63,10	85 van Mulekom, Mark
29	150	27,21	5,5127	99,2878	62,05	2 Lemke, Klaus
30	150	27,49	5,4565	98,2765	61,42	8 Scheper, Hubert
31	142	26,04	5,4531	98,2156	61,38	45 Loerke, Juergen
32	147	27,40	5,3650	96,6273	60,39	90 Kobler, Wolfgang
33	129	24,64	5,2354	94,2936	58,93	38 Peters, Jos
34	150	28,66	5,2338	94,2645	58,92	42 Knappstein, Paul
35	150	28,68	5,2301	94,1988	58,87	142 Jeanmaire, Jimmy
36	107	20,50	5,2195	94,0076	58,75	161 Catricalà, Thierry
37	130	25,18	5,1628	92,9867	58,12	6 Remek, Claudia
38	150	29,13	5,1493	92,7436	57,96	84 Gallenbach, Heinz
39	141	27,58	5,1124	92,0785	57,55	167 Ebenhöf, Julia
40	146	28,88	5,0554	91,0519	56,91	197 Schindler, Reiner
41	136	27,24	4,9927	89,9218	56,20	109 Zawierta, JeanPierre
42	145	29,34	4,9421	89,0105	55,63	23 Capella, Gonzalo
43	130	26,42	4,9205	88,6225	55,39	101 Schindler, Tabitha
44	144	29,71	4,8469	87,2958	54,56	166 Delcominette, Eugene
45	139	28,75	4,8348	87,0784	54,42	182 Mallebre, Tom
46	146	31,42	4,6467	83,6912	52,31	99 Bomholt, Jens

OPEN -- Overall Stage Results

HPS Cup 2006

Printed September 4, 2006 at 12:32



Stage 11 -- Stage 11

	PTS	TIME	HIT FACTOR	STAGE POINTS	STAGE PERCENT	COMPETITOR # Name
47	129	29,24	4,4118	79,4595	49,66	200 Schaefer, Susanne
48	144	32,88	4,3796	78,8795	49,30	158 Smits, Nico
49	148	37,53	3,9435	71,0258	44,39	128 Heiser, Thomas
50	154	43,00	3,5814	64,5038	40,31	194 Sobania, Thomas
51	138	38,86	3,5512	63,9602	39,98	58 Lindenpuetz, Gerd
52	0	0,00	0,0000	0,0000	0,00	11 Borchardt, Dirk

STANDARD -- Overall Stage Results

HPS Cup 2006

Printed September 4, 2006 at 12:32



Stage 11 -- Stage 11

	PTS	TIME	HIT FACTOR	STAGE POINTS	STAGE PERCENT	COMPETITOR # Name
1	143	19,10	7,4869	160,0000	100,00	122 Midgley, Gregory
2	153	23,86	6,4124	137,0371	85,65	150 Gerard, Joel
3	144	23,10	6,2338	133,2195	83,26	163 Lacroix, Christian
4	146	24,65	5,9229	126,5765	79,11	121 Grieder, Peter
5	134	22,67	5,9109	126,3196	78,95	146 Testa, Eddy
6	132	22,72	5,8099	124,1604	77,60	22 Brosch, Hampi
7	152	26,49	5,7380	122,6250	76,64	15 Trautmann, Ralf
8	143	26,17	5,4643	116,7749	72,98	124 Kuenzler, Oliver
9	143	26,35	5,4269	115,9772	72,49	96 Blazicek, Johannes
10	132	24,50	5,3878	115,1397	71,96	130 Markopoulos, Georgios
11	135	25,83	5,2265	111,6932	69,81	89 Ksycki, Andre
12	148	28,65	5,1658	110,3963	69,00	16 Stolzer, Andy
13	148	30,23	4,8958	104,6263	65,39	100 Schindler, Rüdiger
14	144	33,82	4,2578	90,9926	56,87	54 Semmler, Ralf
15	136	33,23	4,0927	87,4633	54,66	169 de Chessé, Laurent
16	145	36,15	4,0111	85,7190	53,57	140 Klingberg, Anja
17	128	31,94	4,0075	85,6431	53,53	148 Groß, Michael
18	127	32,32	3,9295	83,9749	52,48	117 Guenther, Helmut
19	144	36,78	3,9152	83,6697	52,29	187 Litterst, Detlef
20	121	30,97	3,9070	83,4952	52,18	80 Spronk, Frank
21	113	29,69	3,8060	81,3365	50,84	97 Denk, Matthias
22	124	32,91	3,7679	80,5214	50,33	162 Scherer, Udo
23	119	32,01	3,7176	79,4472	49,65	177 Schmid, Thomas
24	134	36,91	3,6305	77,5851	48,49	114 Kraft, Herbert
25	136	38,86	3,4997	74,7917	46,74	165 Kister, Sebastien
26	112	32,04	3,4956	74,7038	46,69	87 Pantzer, Bernd
27	133	38,73	3,4340	73,3874	45,87	118 Terving, Armin
28	122	37,38	3,2638	69,7490	43,59	201 Schaefer, Markus
29	142	43,80	3,2420	69,2838	43,30	123 Gick, Helmut
30	122	38,24	3,1904	68,1804	42,61	98 Kuhlmann, Norbert
31	128	40,81	3,1365	67,0287	41,89	94 Mariack Kraft, Christel
32	107	34,73	3,0809	65,8410	41,15	79 Bock, Steffen
33	126	41,19	3,0590	65,3727	40,86	43 Hoehn, Klaus
34	106	36,26	2,9233	62,4734	39,05	198 Kieninger, Stephanie
35	148	53,37	2,7731	59,2628	37,04	195 Krizan, Karolj
36	112	44,47	2,5186	53,8230	33,64	35 Schmidt, Andreas
37	132	53,12	2,4849	53,1047	33,19	131 Peter, Franz
38	109	43,87	2,4846	53,0978	33,19	127 Krämer, Peter

PRODUCTION -- Overall Stage Results

HPS Cup 2006

Printed September 4, 2006 at 12:32



Stage 11 -- Stage 11

	PTS	TIME	HIT FACTOR	STAGE POINTS	STAGE PERCENT	COMPETITOR # Name
1	152	22,93	6,6289	160,0000	100,00	86 Schmidt, Tino
2	150	24,39	6,1501	148,4431	92,78	188 Loch, Marijan
3	144	23,56	6,1121	147,5257	92,20	75 Roorda, Richard
4	132	23,32	5,6604	136,6236	85,39	126 Schraner, Remo
5	136	24,27	5,6036	135,2538	84,53	164 Stobbe, Markus
6	126	23,16	5,4404	131,3144	82,07	7 Lentz, Arne
7	130	24,93	5,2146	125,8640	78,67	61 Haben, Joerg
8	124	24,13	5,1388	124,0352	77,52	59 Walter, Michael
9	134	27,72	4,8341	116,6788	72,92	178 Meyer, Werner
10	132	27,47	4,8052	115,9834	72,49	20 van Essen, Olaf
11	136	28,63	4,7503	114,6563	71,66	76 Guelle, Christian
12	142	30,05	4,7255	114,0576	71,29	143 Binder, Thomas
13	136	28,89	4,7075	113,6245	71,02	147 Wittmann, Horst
14	146	31,05	4,7021	113,4937	70,93	65 Stief, Mathias
15	134	30,43	4,4035	106,2878	66,43	193 Rauer, Dietmar
16	105	24,08	4,3605	105,2479	65,78	17 Kummer, Steven
17	113	26,38	4,2835	103,3913	64,62	9 Seeger, Eugen
18	117	28,16	4,1548	100,2845	62,68	189 Wessely, Rene
19	130	31,81	4,0868	98,6416	61,65	132 Hermann, David
20	140	35,38	3,9570	95,5104	59,69	115 Mettner, Oliver
21	148	38,27	3,8673	93,3434	58,34	1 Wohlmuth, Markus
22	95	24,99	3,8015	91,7567	57,35	57 Boss, Dirk
23	122	32,40	3,7654	90,8856	56,80	13 Burkhart, Helmut
24	124	34,25	3,6204	87,3859	54,62	107 Simonet, Peter
25	114	31,52	3,6168	87,2970	54,56	69 Schilling, Thomas
26	106	30,52	3,4731	83,8305	52,39	168 Schreiner, Michael
27	136	39,42	3,4500	83,2727	52,05	103 Wehmeier, Manfred
28	119	34,92	3,4078	82,2533	51,41	152 Henn, Frank
29	128	37,70	3,3952	81,9500	51,22	106 Kahl, Michael
30	98	29,19	3,3573	81,0350	50,65	30 van de Geijn, George
31	150	44,88	3,3422	80,6713	50,42	52 von Streit, Dietrich
32	128	38,54	3,3212	80,1639	50,10	68 Schlipf, Thorsten
33	86	25,95	3,3141	79,9911	49,99	175 Schlömer, Stefan
34	130	39,56	3,2861	79,3172	49,57	133 Steiner, Alexandra
35	111	34,15	3,2504	78,4536	49,03	144 Maurer, Remo
36	96	29,78	3,2236	77,8085	48,63	3 Kelterbaum, Reinhard
37	109	33,93	3,2125	77,5395	48,46	4 Ende, Wolfgang
38	122	38,78	3,1460	75,9333	47,46	82 Krueger, Donald
39	138	44,81	3,0797	74,3335	46,46	151 Bader, Jürgen
40	140	45,53	3,0749	74,2183	46,39	37 Fajerski, Andreas
41	115	38,89	2,9571	71,3741	44,61	51 Klemens, Waldemar
42	128	44,02	2,9078	70,1844	43,87	180 Könnecke, Ralf
43	146	50,34	2,9003	70,0036	43,75	116 Detert, Alexander
44	116	40,03	2,8978	69,9444	43,72	88 Krueger, Juergen
45	96	34,58	2,7762	67,0080	41,88	64 Kuhn, Manfred
46	89	32,65	2,7259	65,7942	41,12	67 Wiegand, Frank

PRODUCTION -- Overall Stage Results

HPS Cup 2006

Printed September 4, 2006 at 12:32



Stage 11 -- Stage 11

	PTS	TIME	HIT FACTOR	STAGE POINTS	STAGE PERCENT	COMPETITOR # Name
47	124	45,66	2,7157	65,5490	40,97	28 Fickinger, Tilo
48	80	29,59	2,7036	65,2568	40,79	25 Redder, Sascha
49	113	42,38	2,6664	64,3573	40,22	49 Becker, Karsten
50	76	28,67	2,6509	63,9833	39,99	66 Uecker, Ulrich
51	115	43,63	2,6358	63,6199	39,76	119 Krause, Alex
52	75	31,14	2,4085	58,1330	36,33	91 Maynert, Rico
53	112	52,40	2,1374	51,5902	32,24	41 Minnert, Michael
54	90	52,18	1,7248	41,6312	26,02	48 Schneider, Claudia
55	59	38,77	1,5218	36,7313	22,96	14 Burkhart, Rita
56	85	60,92	1,3953	33,6775	21,05	179 Könnecke, Annett
57	17	67,24	0,2528	6,1024	3,81	120 Middeldorf, Stephanie

MODIFIED -- Overall Stage Results

HPS Cup 2006

Printed September 4, 2006 at 12:32



Stage 11 -- Stage 11

	PTS	TIME	HIT FACTOR	STAGE POINTS	STAGE PERCENT	COMPETITOR # Name
1	151	21,59	6,9940	160,0000	100,00	129 Blank, Andreas
2	112	23,89	4,6882	107,2501	67,03	155 Huber, Udo

REVOLVER (STANDARD) -- Overall Stage Results

HPS Cup 2006

Printed September 4, 2006 at 12:32



Stage 11 -- Stage 11

	PTS	TIME	HIT FACTOR	STAGE POINTS	STAGE PERCENT	COMPETITOR # Name
1	129	38,94	3,3128	160,0000	100,00	199 Itani, Marwan
2	146	72,27	2,0202	97,5710	60,98	196 Gibney, Jim

OPEN -- Overall Stage Results

HPS Cup 2006

Printed September 4, 2006 at 12:32



Stage 12 -- Stage 12

	PTS	TIME	HIT FACTOR	STAGE POINTS	STAGE PERCENT	COMPETITOR # Name
1	154	25,90	5,9459	160,0000	100,00	29 Schneider, Patrick
2	152	28,70	5,2962	142,5151	89,07	145 Wilda, Christian
3	157	30,36	5,1713	139,1544	86,97	186 Kirsch, Saul
4	150	29,80	5,0336	135,4484	84,66	160 Haas, Peter
5	143	29,51	4,8458	130,3965	81,50	154 Zobrist, Roger
6	136	28,32	4,8023	129,2245	80,77	141 Stauffer, Peter
7	135	28,27	4,7754	128,5011	80,31	33 van Koolwijk, Jacky
8	153	32,18	4,7545	127,9394	79,96	18 Kummer, Patrick
9	144	30,98	4,6482	125,0778	78,17	156 Rodigas, Eduard
10	144	31,15	4,6228	124,3951	77,75	10 Graf, Harry
11	153	33,46	4,5726	123,0452	76,90	45 Loerke, Juergen
12	153	34,35	4,4541	119,8571	74,91	53 Metzner, Michael
13	152	34,39	4,4199	118,9352	74,33	105 Schweizer, Cornelius
14	134	30,40	4,4079	118,6124	74,13	184 Lindenmayer, Christian
15	156	35,47	4,3981	118,3484	73,97	74 van Noord, Desiree
16	155	35,81	4,3284	116,4733	72,80	46 Hoppegarten, Rainer
17	156	36,19	4,3106	115,9939	72,50	32 Przybyla, Horst
18	158	36,69	4,3064	115,8800	72,42	44 Brozio, Werner
19	152	35,37	4,2974	115,6399	72,27	157 Kisters, Rob
20	152	35,64	4,2649	114,7638	71,73	71 Kroener, Matthias
21	111	26,90	4,1264	111,0375	69,40	161 Catricalà, Thierry
22	150	36,46	4,1141	110,7066	69,19	174 Pruchhorst, Roland
23	149	36,50	4,0822	109,8481	68,66	8 Scheper, Hubert
24	143	35,34	4,0464	108,8851	68,05	85 van Mulekom, Mark
25	142	35,39	4,0124	107,9709	67,48	112 Jung, Simone
26	132	33,00	4,0000	107,6364	67,27	181 Riegel, Karl
27	147	37,08	3,9644	106,6784	66,67	197 Schindler, Reiner
28	140	35,40	3,9548	106,4201	66,51	185 Lindenmayer, Oliver
29	149	38,09	3,9118	105,2627	65,79	2 Lemke, Klaus
30	112	29,04	3,8567	103,7816	64,86	182 Mallebre, Tom
31	152	40,21	3,7802	101,7205	63,58	38 Peters, Jos
32	137	36,35	3,7689	101,4180	63,39	159 Sasabone, John
33	145	38,61	3,7555	101,0572	63,16	158 Smits, Nico
34	143	38,55	3,7095	99,8184	62,39	110 Bogaert, Rene
35	149	40,30	3,6973	99,4902	62,18	90 Kobler, Wolfgang
36	154	42,10	3,6580	98,4323	61,52	200 Schaefer, Susanne
37	130	35,79	3,6323	97,7419	61,09	5 Notnagel, Nils
38	139	38,65	3,5964	96,7753	60,48	101 Schindler, Tabitha
39	144	40,17	3,5848	96,4628	60,29	142 Jeanmaire, Jimmy
40	133	38,20	3,4817	93,6887	58,56	99 Bomholt, Jens
41	149	42,83	3,4789	93,6132	58,51	166 Delcominette, Eugene
42	134	38,86	3,4483	92,7900	57,99	109 Zawierta, JeanPierre
43	149	43,37	3,4356	92,4477	57,78	23 Capella, Gonzalo
44	137	40,08	3,4182	91,9797	57,49	42 Knappstein, Paul
45	147	43,27	3,3973	91,4175	57,14	84 Gallenbach, Heinz
46	150	46,69	3,2127	86,4503	54,03	58 Lindenpuetz, Gerd

OPEN -- Overall Stage Results

HPS Cup 2006

Printed September 4, 2006 at 12:32



Stage 12 -- Stage 12

	PTS	TIME	HIT FACTOR	STAGE POINTS	STAGE PERCENT	COMPETITOR # Name
47	117	43,31	2,7015	72,6937	45,43	167 Ebenh�h, Julia
48	118	45,04	2,6199	70,4989	44,06	6 Remek, Claudia
49	130	53,69	2,4213	65,1552	40,72	128 Heiser, Thomas
50	156	64,80	2,4074	64,7812	40,49	194 Sobania, Thomas
51	0	11,00	0,0000	0,0000	0,00	56 Wiegand, Maximilian
52	0	0,00	0,0000	0,0000	0,00	11 Borchardt, Dirk

STANDARD -- Overall Stage Results

HPS Cup 2006

Printed September 4, 2006 at 12:32



Stage 12 -- Stage 12

	PTS	TIME	HIT FACTOR	STAGE POINTS	STAGE PERCENT	COMPETITOR # Name
1	150	26,63	5,6327	160,0000	100,00	122 Midgley, Gregory
2	147	32,08	4,5823	130,1616	81,35	163 Lacroix, Christian
3	150	33,39	4,4924	127,6071	79,75	150 Gerard, Joel
4	141	31,45	4,4833	127,3498	79,59	22 Brosch, Hampi
5	153	37,17	4,1162	116,9227	73,08	15 Trautmann, Ralf
6	149	36,34	4,1002	116,4666	72,79	96 Blazicek, Johannes
7	142	34,75	4,0863	116,0736	72,55	165 Kister, Sebastien
8	150	36,99	4,0552	115,1879	71,99	169 de Chessé, Laurent
9	129	32,63	3,9534	112,2981	70,19	121 Grieder, Peter
10	140	35,96	3,8932	110,5881	69,12	87 Pantzer, Bernd
11	137	35,63	3,8451	109,2206	68,26	146 Testa, Eddy
12	137	35,98	3,8077	108,1582	67,60	89 Ksycki, Andre
13	142	39,38	3,6059	102,4265	64,02	16 Stolzer, Andy
14	146	40,80	3,5784	101,6465	63,53	148 Groß, Michael
15	148	41,70	3,5492	100,8151	63,01	198 Kieninger, Stephanie
16	146	42,02	3,4745	98,6954	61,68	100 Schindler, Rüdiger
17	140	41,66	3,3605	95,4572	59,66	97 Denk, Matthias
18	150	44,90	3,3408	94,8953	59,31	140 Klingberg, Anja
19	149	44,66	3,3363	94,7693	59,23	124 Kuenzler, Oliver
20	150	45,52	3,2953	93,6028	58,50	117 Guenther, Helmut
21	148	45,90	3,2244	91,5902	57,24	114 Kraft, Herbert
22	150	48,48	3,0941	87,8878	54,93	98 Kuhlmann, Norbert
23	151	49,20	3,0691	87,1790	54,49	162 Scherer, Udo
24	140	46,96	2,9813	84,6837	52,93	131 Peter, Franz
25	133	45,34	2,9334	83,3240	52,08	35 Schmidt, Andreas
26	148	51,35	2,8822	81,8693	51,17	43 Hoehn, Klaus
27	125	44,76	2,7927	79,3268	49,58	80 Spronk, Frank
28	111	40,42	2,7462	78,0057	48,75	177 Schmid, Thomas
29	135	49,21	2,7433	77,9256	48,70	54 Semmler, Ralf
30	99	37,13	2,6663	75,7374	47,34	130 Markopoulos, Georgios
31	150	58,55	2,5619	72,7720	45,48	195 Krizan, Karolj
32	148	58,24	2,5412	72,1839	45,11	118 Terving, Armin
33	129	51,95	2,4832	70,5349	44,08	127 Krämer, Peter
34	130	52,67	2,4682	70,1100	43,82	94 Mariack Kraft, Christel
35	138	56,02	2,4634	69,9739	43,73	201 Schaefer, Markus
36	150	62,73	2,3912	67,9228	42,45	187 Litterst, Detlef
37	84	50,61	1,6598	47,1458	29,47	123 Gick, Helmut
38	78	47,58	1,6393	46,5661	29,10	79 Bock, Steffen

PRODUCTION -- Overall Stage Results

HPS Cup 2006

Printed September 4, 2006 at 12:32



Stage 12 -- Stage 12

	PTS	TIME	HIT FACTOR	STAGE POINTS	STAGE PERCENT	COMPETITOR # Name
1	144	30,97	4,6497	160,0000	100,00	86 Schmidt, Tino
2	146	31,63	4,6159	158,8372	99,27	126 Schraner, Remo
3	142	32,35	4,3895	151,0472	94,40	75 Roorda, Richard
4	144	33,48	4,3011	148,0048	92,50	7 Lentz, Arne
5	136	31,76	4,2821	147,3524	92,10	61 Haben, Joerg
6	148	34,87	4,2443	146,0523	91,28	20 van Essen, Olaf
7	150	35,65	4,2076	144,7873	90,49	188 Loch, Marijan
8	133	32,52	4,0898	140,7342	87,96	17 Kummer, Steven
9	140	36,87	3,7971	130,6633	81,66	143 Binder, Thomas
10	136	36,20	3,7569	129,2793	80,80	76 Guelle, Christian
11	144	38,46	3,7441	128,8403	80,53	65 Stief, Mathias
12	142	38,24	3,7134	127,7818	79,86	3 Kelterbaum, Reinhard
13	135	36,58	3,6905	126,9956	79,37	164 Stobbe, Markus
14	140	38,56	3,6307	124,9366	78,09	106 Kahl, Michael
15	148	41,65	3,5534	122,2772	76,42	115 Mettner, Oliver
16	148	42,33	3,4963	120,3129	75,20	189 Wessely, Rene
17	132	37,96	3,4773	119,6593	74,79	57 Boss, Dirk
18	134	38,74	3,4590	119,0266	74,39	66 Uecker, Ulrich
19	134	39,44	3,3976	116,9140	73,07	178 Meyer, Werner
20	138	41,66	3,3125	113,9878	71,24	51 Klemens, Waldemar
21	132	40,16	3,2869	113,1042	70,69	49 Becker, Karsten
22	136	41,64	3,2661	112,3898	70,24	64 Kuhn, Manfred
23	136	41,69	3,2622	112,2550	70,16	132 Hermann, David
24	131	40,49	3,2354	111,3326	69,58	193 Rauer, Dietmar
25	142	44,49	3,1917	109,8309	68,64	144 Maurer, Remo
26	106	33,43	3,1708	109,1109	68,19	175 Schlömer, Stefan
27	146	46,77	3,1217	107,4198	67,14	152 Henn, Frank
28	146	47,43	3,0782	105,9250	66,20	168 Schreiner, Michael
29	130	43,65	2,9782	102,4844	64,05	69 Schilling, Thomas
30	144	48,98	2,9400	101,1678	63,23	13 Burkhart, Helmut
31	138	47,00	2,9362	101,0369	63,15	82 Krueger, Donald
32	130	45,26	2,8723	98,8388	61,77	28 Fickinger, Tilo
33	115	40,44	2,8437	97,8555	61,16	107 Simonet, Peter
34	132	46,69	2,8272	97,2856	60,80	147 Wittmann, Horst
35	118	41,75	2,8263	97,2578	60,79	4 Ende, Wolfgang
36	154	54,70	2,8154	96,8795	60,55	52 von Streit, Dietrich
37	142	50,70	2,8008	96,3783	60,24	41 Minnert, Michael
38	94	33,87	2,7753	95,5018	59,69	59 Walter, Michael
39	136	49,64	2,7397	94,2770	58,92	68 Schlipf, Thorsten
40	125	45,68	2,7364	94,1635	58,85	14 Burkhart, Rita
41	148	54,18	2,7316	93,9986	58,75	180 Könnecke, Ralf
42	128	48,66	2,6305	90,5183	56,57	91 Maynert, Rico
43	104	39,83	2,6111	89,8508	56,16	9 Seeger, Eugen
44	128	52,00	2,4615	84,7043	52,94	25 Redder, Sascha
45	120	49,14	2,4420	84,0320	52,52	1 Wohlmut, Markus
46	102	42,45	2,4028	82,6839	51,68	116 Detert, Alexander

PRODUCTION -- Overall Stage Results

HPS Cup 2006

Printed September 4, 2006 at 12:32



Stage 12 -- Stage 12

	PTS	TIME	HIT FACTOR	STAGE POINTS	STAGE PERCENT	COMPETITOR # Name
47	124	51,65	2,4008	82,6133	51,63	133 Steiner, Alexandra
48	121	50,61	2,3908	82,2712	51,42	103 Wehmeier, Manfred
49	113	48,86	2,3127	79,5836	49,74	151 Bader, Jürgen
50	121	54,88	2,2048	75,8700	47,42	37 Fajerski, Andreas
51	95	46,25	2,0541	70,6823	44,18	67 Wiegand, Frank
52	113	57,49	1,9656	67,6371	42,27	88 Krueger, Juergen
53	96	49,39	1,9437	66,8853	41,80	119 Krause, Alex
54	88	45,88	1,9180	66,0021	41,25	30 van de Geijn, George
55	138	86,60	1,5935	54,8353	34,27	179 Könnecke, Annett
56	106	71,19	1,4890	51,2372	32,02	48 Schneider, Claudia
57	72	70,50	1,0213	35,1433	21,96	120 Middeldorf, Stephanie

MODIFIED -- Overall Stage Results

HPS Cup 2006

Printed September 4, 2006 at 12:32



Stage 12 -- Stage 12

	PTS	TIME	HIT FACTOR	STAGE POINTS	STAGE PERCENT	COMPETITOR # Name
1	127	30,49	4,1653	160,0000	100,00	129 Blank, Andreas
2	123	37,33	3,2949	126,5671	79,10	155 Huber, Udo

REVOLVER (STANDARD) -- Overall Stage Results

HPS Cup 2006

Printed September 4, 2006 at 12:32



Stage 12 -- Stage 12

	PTS	TIME	HIT FACTOR	STAGE POINTS	STAGE PERCENT	COMPETITOR # Name
1	128	41,33	3,0970	160,0000	100,00	199 Itani, Marwan
2	148	71,31	2,0754	107,2227	67,01	196 Gibney, Jim

HPS Cup 2006

Printed September 4, 2006 at 12:32



Disqualified Shooters

<u>No.</u>	<u>Name</u>
------------	-------------

63	Kuhn, Loni
----	------------