

# OPEN -- Overall Stage Results

The Autumn Challenge 2009

Printed Oktober 25, 2009 at 21:22



## Stage 1 -- Stage 1

	PTS	TIME	HIT FACTOR	STAGE POINTS	STAGE PERCENT	COMPETITOR # Name
1	40	4,43	9,0293	40,0000	100,00	50 Schneider, Patrik
2	39	4,59	8,4967	37,6405	94,10	41 Kraushofer, Gabriele
3	40	5,00	8,0000	35,4400	88,60	42 Kraushofer, Roland
4	40	5,33	7,5047	33,2458	83,11	85 Stettin, Andreas
5	40	5,76	6,9444	30,7639	76,91	86 Zeindl, Stefan
6	40	6,00	6,6667	29,5333	73,83	54 Schwanneke, Roland
7	40	6,03	6,6335	29,3864	73,47	80 Fuchs, Anton
8	40	6,29	6,3593	28,1717	70,43	44 Schwab, Andreas
9	40	6,52	6,1350	27,1779	67,94	29 Remek, Claudia
10	40	6,67	5,9970	26,5667	66,42	38 Angerer, Klaus
11	40	7,03	5,6899	25,2063	63,02	64 Knoll, Hermann
12	40	7,46	5,3619	23,7534	59,38	2 Kurz, Johann
13	40	7,47	5,3548	23,7216	59,30	57 Widmann, Richard
14	40	7,48	5,3476	23,6898	59,22	39 Barucha, Rudolf
15	40	7,93	5,0441	22,3455	55,86	3 von Streit, Dietrich G.
16	40	8,11	4,9322	21,8496	54,62	8 Reuter, Norbert
17	25	5,20	4,8077	21,2981	53,25	40 Heimerdinger, Steffen
18	39	8,32	4,6875	20,7656	51,91	76 Gottwald, Michael
19	40	9,80	4,0816	18,0816	45,20	20 Rengart, Norbert
20	40	10,34	3,8685	17,1373	42,84	68 Blueml, Christian
21	24	10,97	2,1878	9,6919	24,23	84 Dedorath, Sabine
22	15	8,25	1,8182	8,0545	20,14	75 Gottwald, Elisabeth

# STANDARD -- Overall Stage Results

The Autumn Challenge 2009

Printed Oktober 25, 2009 at 21:22



## Stage 1 -- Stage 1

	PTS	TIME	HIT FACTOR	STAGE POINTS	STAGE PERCENT	COMPETITOR # Name
1	40	5,62	7,1174	40,0000	100,00	22 Baminger, Johann
2	40	6,27	6,3796	35,8533	89,63	82 Kerscher, Christoph
3	40	6,28	6,3694	35,7962	89,49	23 Hoermanseder, Klaus
4	40	6,62	6,0423	33,9577	84,89	26 Braun, Jürgen
5	39	6,47	6,0278	33,8764	84,69	45 Praschinger, Edgar
6	40	7,16	5,5866	31,3966	78,49	74 Glas, Anton
7	39	7,24	5,3867	30,2735	75,68	24 Mayrhofer, Klaus
8	39	7,24	5,3867	30,2735	75,68	88 Kirchberger, Werner
9	40	7,87	5,0826	28,5642	71,41	61 Trautmann, Ralf
10	38	7,83	4,8531	27,2746	68,19	73 Gruenaug, Gerd
11	40	8,47	4,7226	26,5407	66,35	21 Wolfsgruber, Horst
12	38	8,08	4,7030	26,4307	66,08	59 Rauch, Richard
13	40	8,76	4,5662	25,6621	64,16	83 Dedorath, Jürgen
14	40	10,02	3,9920	22,4351	56,09	14 Peter, Franz
15	40	10,07	3,9722	22,3237	55,81	9 Freyer, Martin
16	40	10,25	3,9024	21,9317	54,83	16 Moll, Andreas
17	24	6,18	3,8835	21,8252	54,56	43 Aigner, Michael
18	40	10,41	3,8425	21,5946	53,99	49 Haiser, Uwe Hartmut
19	25	6,67	3,7481	21,0645	52,66	25 Stiegler, Gerhard
20	25	6,92	3,6127	20,3035	50,76	18 von Graeve, Daniel
21	25	9,07	2,7563	15,4906	38,73	15 Marohl, Thomas
22	23	10,01	2,2977	12,9131	32,28	87 Nöth, Wolfgang
23	10	9,40	1,0638	5,9787	14,95	48 Blana, Michael

# PRODUCTION -- Overall Stage Results

The Autumn Challenge 2009

Printed Oktober 25, 2009 at 21:22



## Stage 1 -- Stage 1

	PTS	TIME	HIT FACTOR	STAGE POINTS	STAGE PERCENT	COMPETITOR # Name
1	40	4,71	8,4926	40,0000	100,00	53 Heller, Peter
2	40	5,00	8,0000	37,6800	94,20	31 Kummer, Patrick
3	40	5,00	8,0000	37,6800	94,20	58 von der Tann, Joachim
4	40	5,99	6,6778	31,4524	78,63	70 Rasovic, Bosko
5	40	6,70	5,9701	28,1194	70,30	55 Ziebart, Friedrich
6	40	6,73	5,9435	27,9941	69,99	66 Ceh, Hubert
7	40	6,81	5,8737	27,6652	69,16	12 Krause, Frank
8	40	7,12	5,6180	26,4607	66,15	30 Lentz, Arne
9	38	7,43	5,1144	24,0888	60,22	56 Strasser, Elisabeth
10	40	8,21	4,8721	22,9476	57,37	89 Schiffmann, Erik
11	25	5,32	4,6992	22,1335	55,33	32 Kummer, Steven
12	38	8,28	4,5894	21,6159	54,04	13 Jochim, Thorsten
13	36	7,86	4,5802	21,5725	53,93	81 Holzapfel, Christian
14	25	6,56	3,8110	17,9497	44,87	79 Fellner, Walter
15	25	6,59	3,7936	17,8680	44,67	33 Stern, Arno
16	36	9,59	3,7539	17,6809	44,20	35 Ende, Wolfgang
17	40	14,14	2,8289	13,3239	33,31	7 Mayerhofer, Sabine
18	40	20,90	1,9139	9,0144	22,54	4 Wybierek, Ursula
19	23	13,79	1,6679	7,8557	19,64	69 Kreitmeyer, Martin
20	34	20,86	1,6299	7,6769	19,19	1 Bilda, Mirjana
21	15	12,44	1,2058	5,6793	14,20	36 Schier, Hanno
22	0	0,00	0,0000	0,0000	0,00	17 Moll, Babette

# OPEN -- Overall Stage Results

The Autumn Challenge 2009

Printed Oktober 25, 2009 at 21:22



## Stage 2 -- Stage 2

	PTS	TIME	HIT FACTOR	STAGE POINTS	STAGE PERCENT	COMPETITOR # Name
1	65	8,29	7,8408	65,0000	100,00	42 Kraushofer, Roland
2	64	8,37	7,6464	63,3883	97,52	86 Zeindl, Stefan
3	63	8,46	7,4468	61,7340	94,98	41 Kraushofer, Gabriele
4	65	8,83	7,3613	61,0249	93,88	80 Fuchs, Anton
5	64	8,74	7,3227	60,7048	93,39	50 Schneider, Patrik
6	64	9,01	7,1032	58,8857	90,59	38 Angerer, Klaus
7	62	8,74	7,0938	58,8078	90,47	44 Schwab, Andreas
8	65	9,37	6,9370	57,5080	88,47	85 Stettin, Andreas
9	64	9,79	6,5373	54,1941	83,38	54 Schwanneke, Roland
10	64	10,77	5,9424	49,2628	75,79	29 Remek, Claudia
11	65	12,65	5,1383	42,5968	65,53	76 Gottwald, Michael
12	63	13,54	4,6529	38,5724	59,34	40 Heimerdinger, Steffen
13	61	14,07	4,3355	35,9410	55,29	64 Knoll, Hermann
14	48	11,94	4,0201	33,3266	51,27	2 Kurz, Johann
15	63	16,24	3,8793	32,1595	49,48	8 Reuter, Norbert
16	30	8,56	3,5047	29,0537	44,70	57 Widmann, Richard
17	65	19,11	3,4014	28,1973	43,38	3 von Streit, Dietrich G.
18	33	9,96	3,3133	27,4669	42,26	20 Rengart, Norbert
19	64	21,06	3,0389	25,1928	38,76	75 Gottwald, Elisabeth
20	34	12,32	2,7597	22,8782	35,20	39 Barucha, Rudolf
21	55	20,26	2,7147	22,5049	34,62	68 Blueml, Christian
22	61	29,83	2,0449	16,9524	26,08	84 Dedorath, Sabine

# STANDARD -- Overall Stage Results

The Autumn Challenge 2009

Printed Oktober 25, 2009 at 21:22



## Stage 2 -- Stage 2

	PTS	TIME	HIT FACTOR	STAGE POINTS	STAGE PERCENT	COMPETITOR # Name
1	65	8,88	7,3198	65,0000	100,00	24 Mayrhofer, Klaus
2	62	8,94	6,9351	61,5839	94,74	22 Baminger, Johann
3	62	9,51	6,5195	57,8927	89,07	26 Braun, Jürgen
4	64	10,55	6,0664	53,8692	82,88	23 Hoermanseder, Klaus
5	63	10,72	5,8769	52,1866	80,29	82 Kerscher, Christoph
6	63	11,08	5,6859	50,4910	77,68	43 Aigner, Michael
7	63	11,69	5,3892	47,8563	73,63	21 Wolfsgruber, Horst
8	61	11,78	5,1783	45,9830	70,74	45 Praschinger, Edgar
9	62	12,50	4,9600	44,0448	67,76	88 Kirchberger, Werner
10	65	13,55	4,7970	42,5978	65,54	25 Stiegler, Gerhard
11	61	12,95	4,7104	41,8286	64,35	61 Trautmann, Ralf
12	50	10,97	4,5579	40,4740	62,27	18 von Graeve, Daniel
13	59	13,82	4,2692	37,9103	58,32	74 Glas, Anton
14	59	14,68	4,0191	35,6894	54,91	83 Dedorath, Jürgen
15	50	13,14	3,8052	33,7900	51,98	15 Marohl, Thomas
16	63	17,70	3,5593	31,6068	48,63	9 Freyer, Martin
17	34	10,05	3,3831	30,0418	46,22	48 Blana, Michael
18	50	15,66	3,1928	28,3525	43,62	59 Rauch, Richard
19	46	16,21	2,8378	25,1993	38,77	87 Nöth, Wolfgang
20	48	18,21	2,6359	23,4069	36,01	73 Gruenaug, Gerd
21	48	19,72	2,4341	21,6146	33,25	14 Peter, Franz
22	46	19,26	2,3884	21,2087	32,63	49 Haiser, Uwe Hartmut
23	38	19,22	1,9771	17,5567	27,01	16 Moll, Andreas

# PRODUCTION -- Overall Stage Results

The Autumn Challenge 2009

Printed Oktober 25, 2009 at 21:22



## Stage 2 -- Stage 2

	PTS	TIME	HIT FACTOR	STAGE POINTS	STAGE PERCENT	COMPETITOR # Name
1	63	9,32	6,7597	65,0000	100,00	58 von der Tann, Joachim
2	63	9,58	6,5762	63,2359	97,29	32 Kummer, Steven
3	63	9,63	6,5421	62,9076	96,78	53 Heller, Peter
4	59	9,53	6,1910	59,5316	91,59	31 Kummer, Patrick
5	63	10,70	5,8879	56,6168	87,10	55 Ziebart, Friedrich
6	61	14,12	4,3201	41,5417	63,91	33 Stern, Arno
7	65	15,14	4,2933	41,2835	63,51	12 Krause, Frank
8	63	15,01	4,1972	40,3598	62,09	66 Ceh, Hubert
9	46	11,01	4,1780	40,1753	61,81	79 Fellner, Walter
10	36	9,76	3,6885	35,4684	54,57	30 Lentz, Arne
11	55	14,97	3,6740	35,3289	54,35	70 Rasovic, Bosko
12	59	16,55	3,5650	34,2802	52,74	56 Strasser, Elisabeth
13	53	15,52	3,4149	32,8377	50,52	36 Schier, Hanno
14	59	18,34	3,2170	30,9344	47,59	81 Holzapfel, Christian
15	44	14,77	2,9790	28,6458	44,07	35 Ende, Wolfgang
16	34	13,65	2,4908	23,9516	36,85	13 Jochim, Thorsten
17	63	27,57	2,2851	21,9732	33,80	69 Kreitmeyer, Martin
18	59	30,15	1,9569	18,8171	28,95	4 Wybierek, Ursula
19	55	35,29	1,5585	14,9865	23,06	7 Mayerhofer, Sabine
20	21	32,33	0,6496	6,2460	9,61	1 Bilda, Mirjana
21	0	16,70	0,0000	0,0000	0,00	89 Schiffmann, Erik
22	0	0,00	0,0000	0,0000	0,00	17 Moll, Babette

# OPEN -- Overall Stage Results

The Autumn Challenge 2009

Printed Oktober 25, 2009 at 21:22



## Stage 3 -- Stage 3

	PTS	TIME	HIT FACTOR	STAGE POINTS	STAGE PERCENT	COMPETITOR # Name
1	132	18,16	7,2687	145,0000	100,00	50 Schneider, Patrik
2	126	18,31	6,8815	137,2752	94,67	85 Stettin, Andreas
3	129	20,14	6,4052	127,7733	88,12	41 Kraushofer, Gabriele
4	134	22,24	6,0252	120,1932	82,89	80 Fuchs, Anton
5	121	20,36	5,9430	118,5544	81,76	42 Kraushofer, Roland
6	135	22,87	5,9029	117,7545	81,21	54 Schwanneke, Roland
7	125	22,93	5,4514	108,7466	75,00	86 Zeindl, Stefan
8	119	22,13	5,3773	107,2693	73,98	20 Rengart, Norbert
9	137	25,55	5,3620	106,9645	73,77	8 Reuter, Norbert
10	106	20,67	5,1282	102,2999	70,55	44 Schwab, Andreas
11	119	23,49	5,0660	101,0587	69,70	40 Heimerdinger, Steffen
12	132	26,10	5,0575	100,8889	69,58	38 Angerer, Klaus
13	135	27,34	4,9378	98,5020	67,93	57 Widmann, Richard
14	119	28,14	4,2289	84,3593	58,18	29 Remek, Claudia
15	120	31,92	3,7594	74,9943	51,72	39 Barucha, Rudolf
16	141	37,82	3,7282	74,3717	51,29	3 von Streit, Dietrich G.
17	95	26,84	3,5395	70,6075	48,69	76 Gottwald, Michael
18	133	38,98	3,4120	68,0644	46,94	84 Dedorath, Sabine
19	131	39,72	3,2981	65,7918	45,37	75 Gottwald, Elisabeth
20	94	29,26	3,2126	64,0860	44,20	64 Knoll, Hermann
21	108	46,65	2,3151	46,1830	31,85	68 Blueml, Christian
22	0	0,00	0,0000	0,0000	0,00	2 Kurz, Johann

# STANDARD -- Overall Stage Results

The Autumn Challenge 2009

Printed Oktober 25, 2009 at 21:22



## Stage 3 -- Stage 3

	PTS	TIME	HIT FACTOR	STAGE POINTS	STAGE PERCENT	COMPETITOR # Name
1	126	21,26	5,9266	145,0000	100,00	26 Braun, Jürgen
2	137	24,49	5,5941	136,8650	94,39	45 Praschinger, Edgar
3	126	22,70	5,5507	135,8018	93,66	24 Mayrhofer, Klaus
4	127	23,00	5,5217	135,0942	93,17	23 Hoermanseder, Klaus
5	115	20,97	5,4840	134,1715	92,53	22 Baminger, Johann
6	137	25,24	5,4279	132,7981	91,58	82 Kerscher, Christoph
7	116	23,44	4,9488	121,0768	83,50	61 Trautmann, Ralf
8	124	25,09	4,9422	120,9154	83,39	48 Blana, Michael
9	139	29,24	4,7538	116,3049	80,21	25 Stiegler, Gerhard
10	134	29,96	4,4726	109,4268	75,47	88 Kirchberger, Werner
11	123	27,61	4,4549	108,9932	75,17	43 Aigner, Michael
12	123	28,37	4,3356	106,0734	73,15	59 Rauch, Richard
13	136	31,80	4,2767	104,6339	72,16	9 Freyer, Martin
14	134	32,91	4,0717	99,6180	68,70	21 Wolfsgruber, Horst
15	89	23,04	3,8628	94,5079	65,18	18 von Graeve, Daniel
16	130	34,40	3,7791	92,4582	63,76	16 Moll, Andreas
17	124	34,47	3,5973	88,0118	60,70	83 Dedorath, Jürgen
18	135	39,69	3,4014	83,2173	57,39	87 Nöth, Wolfgang
19	131	41,54	3,1536	77,1553	53,21	14 Peter, Franz
20	100	32,38	3,0883	75,5586	52,11	73 Gruenaug, Gerd
21	102	34,54	2,9531	72,2501	49,83	15 Marohl, Thomas
22	119	41,29	2,8821	70,5120	48,63	49 Haiser, Uwe Hartmut
23	67	34,72	1,9297	47,2124	32,56	74 Glas, Anton

# PRODUCTION -- Overall Stage Results

The Autumn Challenge 2009

Printed Oktober 25, 2009 at 21:22



## Stage 3 -- Stage 3

	PTS	TIME	HIT FACTOR	STAGE POINTS	STAGE PERCENT	COMPETITOR # Name
1	129	20,07	6,4275	145,0000	100,00	31 Kummer, Patrick
2	127	22,38	5,6747	128,0175	88,29	58 von der Tann, Joachim
3	127	23,72	5,3541	120,7855	83,30	53 Heller, Peter
4	119	22,47	5,2959	119,4729	82,40	30 Lentz, Arne
5	125	24,55	5,0916	114,8641	79,22	79 Fellner, Walter
6	131	28,05	4,6702	105,3572	72,66	70 Rasovic, Bosko
7	121	26,20	4,6183	104,1861	71,85	32 Kummer, Steven
8	127	27,79	4,5700	103,0958	71,10	55 Ziebart, Friedrich
9	123	28,50	4,3158	97,3612	67,15	33 Stern, Arno
10	135	31,50	4,2857	96,6827	66,68	12 Krause, Frank
11	123	29,71	4,1400	93,3960	64,41	89 Schiffmann, Erik
12	139	35,76	3,8870	87,6886	60,47	66 Ceh, Hubert
13	119	31,76	3,7469	84,5264	58,29	81 Holzapfel, Christian
14	108	29,99	3,6012	81,2406	56,03	13 Jochim, Thorsten
15	111	31,84	3,4862	78,6458	54,24	35 Ende, Wolfgang
16	112	34,22	3,2729	73,8352	50,92	56 Strasser, Elisabeth
17	110	39,03	2,8183	63,5799	43,85	36 Schier, Hanno
18	95	42,96	2,2114	49,8867	34,40	69 Kreitmeyer, Martin
19	133	68,23	1,9493	43,9746	30,33	7 Mayerhofer, Sabine
20	106	68,71	1,5427	34,8026	24,00	4 Wybierek, Ursula
21	102	71,42	1,4282	32,2186	22,22	1 Bilda, Mirjana
22	113	82,37	1,3719	30,9482	21,34	17 Moll, Babette

# OPEN -- Overall Stage Results

The Autumn Challenge 2009

Printed Oktober 25, 2009 at 21:22



## Stage 4 -- Stage 4

	PTS	TIME	HIT FACTOR	STAGE POINTS	STAGE PERCENT	COMPETITOR # Name
1	63	8,35	7,5449	65,0000	100,00	50 Schneider, Patrik
2	61	8,29	7,3583	63,3920	97,53	41 Kraushofer, Gabriele
3	53	7,78	6,8123	58,6888	90,29	42 Kraushofer, Roland
4	57	8,56	6,6589	57,3668	88,26	80 Fuchs, Anton
5	61	9,96	6,1245	52,7630	81,17	85 Stettin, Andreas
6	61	9,98	6,1122	52,6573	81,01	38 Angerer, Klaus
7	50	8,78	5,6948	49,0608	75,48	20 Rengart, Norbert
8	60	10,75	5,5814	48,0842	73,98	76 Gottwald, Michael
9	46	8,41	5,4697	47,1217	72,49	86 Zeindl, Stefan
10	41	8,93	4,5913	39,5541	60,85	40 Heimerdinger, Steffen
11	57	13,53	4,2129	36,2941	55,84	39 Barucha, Rudolf
12	46	11,08	4,1516	35,7666	55,03	54 Schwanneke, Roland
13	37	9,89	3,7412	32,2303	49,59	29 Remek, Claudia
14	53	15,30	3,4641	29,8431	45,91	68 Blueml, Christian
15	59	17,15	3,4402	29,6379	45,60	3 von Streit, Dietrich G.
16	35	10,32	3,3915	29,2178	44,95	64 Knoll, Hermann
17	37	11,19	3,3065	28,4860	43,82	44 Schwab, Andreas
18	38	13,16	2,8875	24,8764	38,27	8 Reuter, Norbert
19	48	18,59	2,5820	22,2444	34,22	75 Gottwald, Elisabeth
20	47	18,61	2,5255	21,7576	33,47	84 Dedorath, Sabine
21	7	12,72	0,5503	4,7410	7,29	57 Widmann, Richard
22	0	0,00	0,0000	0,0000	0,00	2 Kurz, Johann

# STANDARD -- Overall Stage Results

The Autumn Challenge 2009

Printed Oktober 25, 2009 at 21:22



## Stage 4 -- Stage 4

	PTS	TIME	HIT FACTOR	STAGE POINTS	STAGE PERCENT	COMPETITOR # Name
1	60	8,89	6,7492	65,0000	100,00	18 von Graeve, Daniel
2	61	9,47	6,4414	62,0360	95,44	25 Stiegler, Gerhard
3	55	8,58	6,4103	61,7361	94,98	82 Kerscher, Christoph
4	57	8,95	6,3687	61,3360	94,36	45 Praschinger, Edgar
5	63	10,72	5,8769	56,5991	87,08	43 Aigner, Michael
6	61	10,47	5,8262	56,1109	86,32	61 Trautmann, Ralf
7	46	8,72	5,2752	50,8049	78,16	24 Mayrhofer, Klaus
8	64	12,63	5,0673	48,8023	75,08	21 Wolfsgruber, Horst
9	57	11,44	4,9825	47,9858	73,82	48 Blana, Michael
10	53	10,94	4,8446	46,6576	71,78	59 Rauch, Richard
11	53	11,26	4,7069	45,3316	69,74	88 Kirchberger, Werner
12	51	11,47	4,4464	42,8224	65,88	9 Freyer, Martin
13	45	12,61	3,5686	34,3686	52,87	26 Braun, Jürgen
14	45	12,63	3,5629	34,3141	52,79	15 Marohl, Thomas
15	39	11,43	3,4121	32,8611	50,56	23 Hoermanseder, Klaus
16	47	14,34	3,2775	31,5655	48,56	73 Gruenaug, Gerd
17	47	14,67	3,2038	30,8554	47,47	83 Dedorath, Jürgen
18	49	15,40	3,1818	30,6436	47,14	74 Glas, Anton
19	45	14,25	3,1579	30,4132	46,79	49 Haiser, Uwe Hartmut
20	55	17,42	3,1573	30,4073	46,78	14 Peter, Franz
21	46	16,59	2,7728	26,7039	41,08	22 Baminger, Johann
22	37	14,94	2,4766	23,8515	36,69	16 Moll, Andreas
23	12	13,55	0,8856	8,5292	13,12	87 Nöth, Wolfgang

# PRODUCTION -- Overall Stage Results

The Autumn Challenge 2009

Printed Oktober 25, 2009 at 21:22



## Stage 4 -- Stage 4

	PTS	TIME	HIT FACTOR	STAGE POINTS	STAGE PERCENT	COMPETITOR # Name
1	49	8,06	6,0794	65,0000	100,00	79 Fellner, Walter
2	63	10,39	6,0635	64,8302	99,74	53 Heller, Peter
3	55	10,07	5,4618	58,3963	89,84	55 Ziebart, Friedrich
4	53	9,73	5,4471	58,2392	89,60	31 Kummer, Patrick
5	59	10,95	5,3881	57,6090	88,63	70 Rasovic, Bosko
6	63	13,53	4,6563	49,7846	76,59	12 Krause, Frank
7	41	8,93	4,5913	49,0891	75,52	58 von der Tann, Joachim
8	39	8,75	4,4571	47,6550	73,32	32 Kummer, Steven
9	39	8,90	4,3820	46,8519	72,08	30 Lentz, Arne
10	39	10,52	3,7072	39,6370	60,98	81 Holzapfel, Christian
11	38	12,53	3,0327	32,4254	49,89	13 Jochim, Thorsten
12	55	18,21	3,0203	32,2928	49,68	66 Ceh, Hubert
13	50	18,37	2,7218	29,1014	44,77	36 Schier, Hanno
14	37	13,92	2,6580	28,4194	43,72	33 Stern, Arno
15	55	22,09	2,4898	26,6207	40,95	7 Mayerhofer, Sabine
16	33	14,85	2,2222	23,7596	36,55	89 Schiffmann, Erik
17	29	13,91	2,0848	22,2907	34,29	56 Strasser, Elisabeth
18	47	23,76	1,9781	21,1497	32,54	1 Bilda, Mirjana
19	37	20,51	1,8040	19,2881	29,67	69 Kreitmeyer, Martin
20	19	24,96	0,7612	8,1388	12,52	35 Ende, Wolfgang
21	26	38,75	0,6710	7,1739	11,04	4 Wybierek, Ursula
22	0	0,00	0,0000	0,0000	0,00	17 Moll, Babette

# OPEN -- Overall Stage Results

The Autumn Challenge 2009

Printed Oktober 25, 2009 at 21:22



## Stage 5 -- Stage 5

	PTS	TIME	HIT FACTOR	STAGE POINTS	STAGE PERCENT	COMPETITOR # Name
1	38	7,34	5,1771	45,0000	100,00	40 Heimerdinger, Steffen
2	41	8,76	4,6804	40,6822	90,40	86 Zeindl, Stefan
3	40	9,29	4,3057	37,4256	83,17	42 Kraushofer, Roland
4	45	14,17	3,1757	27,6037	61,34	76 Gottwald, Michael
5	28	9,08	3,0837	26,8038	59,56	50 Schneider, Patrik
6	26	8,75	2,9714	25,8280	57,40	85 Stettin, Andreas
7	39	13,79	2,8281	24,5825	54,63	64 Knoll, Hermann
8	25	9,10	2,7473	23,8794	53,07	20 Rengart, Norbert
9	40	15,68	2,5510	22,1737	49,27	75 Gottwald, Elisabeth
10	26	11,10	2,3423	20,3599	45,24	39 Barucha, Rudolf
11	38	26,01	1,4610	12,6990	28,22	2 Kurz, Johann
12	37	25,56	1,4476	12,5825	27,96	8 Reuter, Norbert
13	41	29,01	1,4133	12,2846	27,30	3 von Streit, Dietrich G.
14	13	10,28	1,2646	10,9920	24,43	44 Schwab, Andreas
15	12	10,00	1,2000	10,4305	23,18	80 Fuchs, Anton
16	23	19,86	1,1581	10,0664	22,37	84 Dedorath, Sabine
17	3	8,51	0,3525	3,0642	6,81	41 Kraushofer, Gabriele
18	3	9,96	0,3012	2,6181	5,82	54 Schwanneke, Roland
19	0	18,51	0,0000	0,0000	0,00	68 Blueml, Christian
20	0	7,69	0,0000	0,0000	0,00	38 Angerer, Klaus
21	0	12,34	0,0000	0,0000	0,00	29 Remek, Claudia
22	0	8,46	0,0000	0,0000	0,00	57 Widmann, Richard

# STANDARD -- Overall Stage Results

The Autumn Challenge 2009

Printed Oktober 25, 2009 at 21:22



## Stage 5 -- Stage 5

	PTS	TIME	HIT FACTOR	STAGE POINTS	STAGE PERCENT	COMPETITOR # Name
1	41	12,45	3,2932	45,0000	100,00	82 Kerscher, Christoph
2	37	12,41	2,9815	40,7407	90,53	45 Praschinger, Edgar
3	39	16,53	2,3593	32,2396	71,64	48 Blana, Michael
4	24	10,98	2,1858	29,8681	66,37	43 Aigner, Michael
5	27	12,40	2,1774	29,7536	66,12	9 Freyer, Martin
6	21	12,07	1,7399	23,7744	52,83	23 Hoermanseder, Klaus
7	24	14,08	1,7045	23,2920	51,76	61 Trautmann, Ralf
8	24	19,96	1,2024	16,4304	36,51	16 Moll, Andreas
9	12	10,00	1,2000	16,3976	36,44	22 Baminger, Johann
10	12	10,13	1,1846	16,1871	35,97	18 von Graeve, Daniel
11	17	14,58	1,1660	15,9327	35,41	73 Gruenaug, Gerd
12	12	10,50	1,1429	15,6167	34,70	15 Marohl, Thomas
13	13	14,20	0,9155	12,5099	27,80	24 Mayrhofer, Klaus
14	9	12,67	0,7103	9,7065	21,57	26 Braun, Jürgen
15	9	13,41	0,6711	9,1709	20,38	83 Dedorath, Jürgen
16	1	14,71	0,0680	0,9289	2,06	74 Glas, Anton
17	0	16,15	0,0000	0,0000	0,00	87 Nöth, Wolfgang
18	0	13,25	0,0000	0,0000	0,00	88 Kirchberger, Werner
19	0	12,56	0,0000	0,0000	0,00	25 Stiegler, Gerhard
20	0	10,85	0,0000	0,0000	0,00	21 Wolfsgruber, Horst
21	0	8,98	0,0000	0,0000	0,00	14 Peter, Franz
22	0	21,61	0,0000	0,0000	0,00	49 Haiser, Uwe Hartmut
23	0	16,13	0,0000	0,0000	0,00	59 Rauch, Richard

# PRODUCTION -- Overall Stage Results

The Autumn Challenge 2009

Printed Oktober 25, 2009 at 21:22



## Stage 5 -- Stage 5

	PTS	TIME	HIT FACTOR	STAGE POINTS	STAGE PERCENT	COMPETITOR # Name
1	39	12,97	3,0069	45,0000	100,00	66 Ceh, Hubert
2	26	11,50	2,2609	33,8348	75,19	79 Fellner, Walter
3	35	15,55	2,2508	33,6842	74,85	56 Strasser, Elisabeth
4	18	8,79	2,0478	30,6458	68,10	30 Lentz, Arne
5	22	11,39	1,9315	28,9059	64,24	32 Kummer, Steven
6	16	9,63	1,6615	24,8646	55,25	53 Heller, Peter
7	18	17,04	1,0563	15,8085	35,13	12 Krause, Frank
8	37	35,55	1,0408	15,5758	34,61	7 Mayerhofer, Sabine
9	29	42,34	0,6849	10,2503	22,78	1 Bilda, Mirjana
10	7	12,22	0,5728	8,5726	19,05	33 Stern, Arno
11	7	12,81	0,5464	8,1778	18,17	55 Ziebart, Friedrich
12	10	25,83	0,3871	5,7938	12,88	69 Kreitmeyer, Martin
13	1	14,69	0,0681	1,0187	2,26	36 Schier, Hanno
14	0	10,46	0,0000	0,0000	0,00	31 Kummer, Patrick
15	0	22,21	0,0000	0,0000	0,00	13 Jochim, Thorsten
16	0	12,37	0,0000	0,0000	0,00	58 von der Tann, Joachim
17	0	48,13	0,0000	0,0000	0,00	4 Wybierek, Ursula
18	0	0,00	0,0000	0,0000	0,00	17 Moll, Babette
19	0	11,35	0,0000	0,0000	0,00	70 Rasovic, Bosko
20	0	15,15	0,0000	0,0000	0,00	35 Ende, Wolfgang
21	0	12,59	0,0000	0,0000	0,00	81 Holzapfel, Christian
22	0	15,51	0,0000	0,0000	0,00	89 Schiffmann, Erik

# OPEN -- Overall Stage Results

The Autumn Challenge 2009

Printed Oktober 25, 2009 at 21:22



## Stage 6 -- Stage 6

	PTS	TIME	HIT FACTOR	STAGE POINTS	STAGE PERCENT	COMPETITOR # Name
1	109	17,50	6,2286	115,0000	100,00	42 Kraushofer, Roland
2	108	17,46	6,1856	114,2060	99,31	41 Kraushofer, Gabriele
3	97	16,59	5,8469	107,9530	93,87	86 Zeindl, Stefan
4	94	16,15	5,8204	107,4644	93,45	85 Stettin, Andreas
5	97	17,67	5,4895	101,3549	88,13	50 Schneider, Patrik
6	106	19,35	5,4780	101,1426	87,95	20 Rengart, Norbert
7	100	18,94	5,2798	97,4831	84,77	40 Heimerdinger, Steffen
8	102	19,87	5,1334	94,7789	82,42	80 Fuchs, Anton
9	90	17,93	5,0195	92,6769	80,59	44 Schwab, Andreas
10	101	20,75	4,8675	89,8696	78,15	76 Gottwald, Michael
11	107	22,55	4,7450	87,6086	76,18	29 Remek, Claudia
12	104	24,93	4,1717	77,0230	66,98	39 Barucha, Rudolf
13	75	18,35	4,0872	75,4631	65,62	54 Schwanneke, Roland
14	82	21,54	3,8069	70,2874	61,12	8 Reuter, Norbert
15	106	28,99	3,6564	67,5098	58,70	75 Gottwald, Elisabeth
16	75	22,31	3,3617	62,0685	53,97	38 Angerer, Klaus
17	77	24,40	3,1557	58,2653	50,67	57 Widmann, Richard
18	91	30,20	3,0132	55,6345	48,38	3 von Streit, Dietrich G.
19	51	25,32	2,0142	37,1891	32,34	64 Knoll, Hermann
20	49	35,87	1,3660	25,2217	21,93	68 Blueml, Christian
21	45	46,69	0,9638	17,7950	15,47	84 Dedorath, Sabine
22	0	0,00	0,0000	0,0000	0,00	2 Kurz, Johann

# STANDARD -- Overall Stage Results

The Autumn Challenge 2009

Printed Oktober 25, 2009 at 21:22



## Stage 6 -- Stage 6

	PTS	TIME	HIT FACTOR	STAGE POINTS	STAGE PERCENT	COMPETITOR # Name
1	108	18,91	5,7113	115,0000	100,00	22 Baminger, Johann
2	98	18,26	5,3669	108,0665	93,97	26 Braun, Jürgen
3	105	21,52	4,8792	98,2455	85,43	82 Kerscher, Christoph
4	102	21,32	4,7842	96,3338	83,77	21 Wolfsgruber, Horst
5	89	20,12	4,4235	89,0692	77,45	24 Mayrhofer, Klaus
6	92	20,87	4,4082	88,7628	77,19	45 Praschinger, Edgar
7	102	23,65	4,3129	86,8430	75,52	43 Aigner, Michael
8	80	19,35	4,1344	83,2482	72,39	61 Trautmann, Ralf
9	87	21,23	4,0980	82,5154	71,75	88 Kirchberger, Werner
10	103	26,10	3,9464	79,4625	69,10	9 Freyer, Martin
11	105	28,84	3,6408	73,3094	63,75	74 Glas, Anton
12	87	24,94	3,4884	70,2406	61,08	59 Rauch, Richard
13	56	18,26	3,0668	61,7523	53,70	23 Hoermanseder, Klaus
14	60	19,70	3,0457	61,3269	53,33	18 von Graeve, Daniel
15	69	23,55	2,9299	58,9962	51,30	48 Blana, Michael
16	82	28,95	2,8325	57,0336	49,59	73 Gruenaug, Gerd
17	86	38,00	2,2632	45,5702	39,63	87 Nöth, Wolfgang
18	88	40,36	2,1804	43,9033	38,18	16 Moll, Andreas
19	55	25,86	2,1268	42,8252	37,24	83 Dedorath, Jürgen
20	60	31,76	1,8892	38,0396	33,08	15 Marohl, Thomas
21	17	22,33	0,7613	15,3294	13,33	25 Stiegler, Gerhard
22	17	37,41	0,4544	9,1501	7,96	49 Haiser, Uwe Hartmut
23	1	24,36	0,0411	0,8266	0,72	14 Peter, Franz

# PRODUCTION -- Overall Stage Results

The Autumn Challenge 2009

Printed Oktober 25, 2009 at 21:22



## Stage 6 -- Stage 6

	PTS	TIME	HIT FACTOR	STAGE POINTS	STAGE PERCENT	COMPETITOR # Name
1	93	17,27	5,3851	115,0000	100,00	32 Kummer, Steven
2	99	19,06	5,1941	110,9225	96,45	58 von der Tann, Joachim
3	89	17,61	5,0539	107,9289	93,85	79 Fellner, Walter
4	82	17,52	4,6804	99,9510	86,91	31 Kummer, Patrick
5	90	19,64	4,5825	97,8607	85,10	53 Heller, Peter
6	99	25,11	3,9427	84,1968	73,21	66 Ceh, Hubert
7	86	22,55	3,8137	81,4440	70,82	33 Stern, Arno
8	71	18,75	3,7867	80,8657	70,32	30 Lentz, Arne
9	86	23,05	3,7310	79,6773	69,28	56 Strasser, Elisabeth
10	103	28,26	3,6447	77,8345	67,68	12 Krause, Frank
11	71	20,34	3,4907	74,5443	64,82	55 Ziebart, Friedrich
12	69	24,83	2,7789	59,3444	51,60	70 Rasovic, Bosko
13	64	24,22	2,6424	56,4304	49,07	81 Holzapfel, Christian
14	103	43,52	2,3667	50,5424	43,95	7 Mayerhofer, Sabine
15	80	33,85	2,3634	50,4706	43,89	89 Schiffmann, Erik
16	63	28,50	2,2105	47,2066	41,05	35 Ende, Wolfgang
17	69	32,83	2,1017	44,8834	39,03	13 Jochim, Thorsten
18	60	30,19	1,9874	42,4420	36,91	36 Schier, Hanno
19	86	50,02	1,7193	36,7166	31,93	1 Bilda, Mirjana
20	71	47,68	1,4891	31,8002	27,65	69 Kreitmeyer, Martin
21	58	57,50	1,0087	21,5411	18,73	4 Wybierek, Ursula
22	0	0,00	0,0000	0,0000	0,00	17 Moll, Babette

# OPEN -- Overall Stage Results

The Autumn Challenge 2009

Printed Oktober 25, 2009 at 21:22



## Stage 7 -- Stage 7

	PTS	TIME	HIT FACTOR	STAGE POINTS	STAGE PERCENT	COMPETITOR # Name
1	69	9,97	6,9208	75,0000	100,00	50 Schneider, Patrik
2	72	11,69	6,1591	66,7460	88,99	38 Angerer, Klaus
3	74	12,26	6,0359	65,4107	87,21	85 Stettin, Andreas
4	73	12,14	6,0132	65,1646	86,89	86 Zeindl, Stefan
5	71	11,98	5,9265	64,2257	85,63	41 Kraushofer, Gabriele
6	70	12,01	5,8285	63,1629	84,22	40 Heimerdinger, Steffen
7	73	13,76	5,3052	57,4926	76,66	76 Gottwald, Michael
8	74	13,97	5,2971	57,4041	76,54	44 Schwab, Andreas
9	75	15,47	4,8481	52,5386	70,05	20 Rengart, Norbert
10	69	14,90	4,6309	50,1846	66,91	42 Kraushofer, Roland
11	72	16,76	4,2959	46,5549	62,07	57 Widmann, Richard
12	61	14,88	4,0995	44,4257	59,23	80 Fuchs, Anton
13	70	20,05	3,4913	37,8348	50,45	54 Schwanneke, Roland
14	72	27,00	2,6667	28,8986	38,53	75 Gottwald, Elisabeth
15	65	28,05	2,3173	25,1124	33,48	39 Barucha, Rudolf
16	74	32,13	2,3031	24,9591	33,28	29 Remek, Claudia
17	43	19,63	2,1905	23,7386	31,65	64 Knoll, Hermann
18	71	38,06	1,8655	20,2161	26,95	3 von Streit, Dietrich G.
19	75	43,71	1,7159	18,5946	24,79	68 Blueml, Christian
20	73	42,72	1,7088	18,5182	24,69	8 Reuter, Norbert
21	60	49,81	1,2046	13,0540	17,41	2 Kurz, Johann
22	72	63,84	1,1278	12,2221	16,30	84 Dedorath, Sabine

# STANDARD -- Overall Stage Results

The Autumn Challenge 2009

Printed Oktober 25, 2009 at 21:22



## Stage 7 -- Stage 7

	PTS	TIME	HIT FACTOR	STAGE POINTS	STAGE PERCENT	COMPETITOR # Name
1	71	14,40	4,9306	75,0000	100,00	61 Trautmann, Ralf
2	72	15,21	4,7337	72,0060	96,01	23 Hoermanseder, Klaus
3	75	19,24	3,8981	59,2955	79,06	73 Gruenaug, Gerd
4	66	17,10	3,8596	58,7102	78,28	9 Freyer, Martin
5	75	20,18	3,7166	56,5335	75,38	43 Aigner, Michael
6	74	22,62	3,2714	49,7628	66,35	83 Dedorath, Jürgen
7	72	23,66	3,0431	46,2896	61,72	24 Mayrhofer, Klaus
8	51	16,84	3,0285	46,0674	61,42	88 Kirchberger, Werner
9	68	24,55	2,7699	42,1330	56,18	26 Braun, Jürgen
10	63	23,96	2,6294	39,9962	53,33	87 Nöth, Wolfgang
11	74	29,84	2,4799	37,7223	50,30	18 von Graeve, Daniel
12	61	27,17	2,2451	34,1512	45,53	22 Baminger, Johann
13	65	31,43	2,0681	31,4582	41,94	15 Marohl, Thomas
14	61	31,64	1,9279	29,3264	39,10	21 Wolfgruber, Horst
15	61	31,96	1,9086	29,0328	38,71	16 Moll, Andreas
16	60	31,72	1,8916	28,7729	38,36	48 Blana, Michael
17	75	40,17	1,8671	28,4004	37,87	82 Kerscher, Christoph
18	73	40,90	1,7848	27,1497	36,20	59 Rauch, Richard
19	62	35,95	1,7246	26,2336	34,98	25 Stiegler, Gerhard
20	73	43,26	1,6875	25,6686	34,22	45 Praschinger, Edgar
21	69	42,27	1,6324	24,8303	33,11	14 Peter, Franz
22	73	53,35	1,3683	20,8139	27,75	74 Glas, Anton
23	61	46,90	1,3006	19,7844	26,38	49 Haiser, Uwe Hartmut

# PRODUCTION -- Overall Stage Results

The Autumn Challenge 2009

Printed Oktober 25, 2009 at 21:22




## Stage 7 -- Stage 7

	PTS	TIME	HIT FACTOR	STAGE POINTS	STAGE PERCENT	COMPETITOR # Name
1	75	14,26	5,2595	75,0000	100,00	53 Heller, Peter
2	75	14,73	5,0916	72,6069	96,81	55 Ziebart, Friedrich
3	73	15,95	4,5768	65,2652	87,02	58 von der Tann, Joachim
4	75	17,57	4,2686	60,8708	81,16	30 Lentz, Arne
5	69	17,00	4,0588	57,8788	77,17	32 Kummer, Steven
6	73	19,02	3,8381	54,7308	72,97	31 Kummer, Patrick
7	65	16,95	3,8348	54,6844	72,91	12 Krause, Frank
8	75	23,41	3,2038	45,6856	60,91	56 Strasser, Elisabeth
9	73	31,75	2,2992	32,7868	43,72	4 Wybierek, Ursula
10	71	31,58	2,2483	32,0602	42,75	79 Fellner, Walter
11	75	36,48	2,0559	29,3174	39,09	7 Mayerhofer, Sabine
12	75	37,85	1,9815	28,2563	37,68	13 Jochim, Thorsten
13	60	30,49	1,9679	28,0617	37,42	66 Ceh, Hubert
14	55	31,35	1,7544	25,0175	33,36	33 Stern, Arno
15	69	39,95	1,7272	24,6293	32,84	35 Ende, Wolfgang
16	71	43,22	1,6428	23,4257	31,23	1 Bilda, Mirjana
17	58	40,02	1,4493	20,6667	27,56	36 Schier, Hanno
18	49	34,02	1,4403	20,5391	27,39	81 Holzapfel, Christian
19	65	53,13	1,2234	17,4459	23,26	70 Rasovic, Bosko
20	0	56,69	0,0000	0,0000	0,00	69 Kreitmeyer, Martin
21	0	0,00	0,0000	0,0000	0,00	17 Moll, Babette
22	0	42,95	0,0000	0,0000	0,00	89 Schiffmann, Erik

# OPEN -- Overall Stage Results

The Autumn Challenge 2009

Printed Oktober 25, 2009 at 21:22



## Stage 8 -- Stage 8

	PTS	TIME	HIT FACTOR	STAGE POINTS	STAGE PERCENT	COMPETITOR # Name
1	61	4,31	14,1531	70,0000	100,00	38 Angerer, Klaus
2	63	4,77	13,2075	65,3232	93,32	86 Zeindl, Stefan
3	63	4,89	12,8834	63,7202	91,03	44 Schwab, Andreas
4	59	4,88	12,0902	59,7968	85,42	50 Schneider, Patrik
5	58	4,80	12,0833	59,7630	85,38	85 Stettin, Andreas
6	58	4,82	12,0332	59,5150	85,02	42 Kraushofer, Roland
7	63	5,38	11,7100	57,9167	82,74	54 Schwanneke, Roland
8	52	5,45	9,5413	47,1903	67,41	41 Kraushofer, Gabriele
9	58	6,26	9,2652	45,8246	65,46	57 Widmann, Richard
10	47	5,29	8,8847	43,9428	62,78	80 Fuchs, Anton
11	55	6,31	8,7163	43,1101	61,59	40 Heimerdinger, Steffen
12	65	7,91	8,2174	40,6427	58,06	20 Rengart, Norbert
13	64	8,38	7,6372	37,7730	53,96	76 Gottwald, Michael
14	58	7,78	7,4550	36,8718	52,67	39 Barucha, Rudolf
15	43	5,78	7,4394	36,7948	52,56	2 Kurz, Johann
16	45	6,15	7,3171	36,1895	51,70	29 Remek, Claudia
17	52	7,23	7,1923	35,5722	50,82	8 Reuter, Norbert
18	42	6,55	6,4122	31,7142	45,31	64 Knoll, Hermann
19	65	12,48	5,2083	25,7599	36,80	75 Gottwald, Elisabeth
20	68	13,34	5,0975	25,2115	36,02	3 von Streit, Dietrich G.
21	59	12,28	4,8046	23,7629	33,95	84 Dedorath, Sabine
22	32	11,25	2,8444	14,0683	20,10	68 Blueml, Christian

# STANDARD -- Overall Stage Results

The Autumn Challenge 2009

Printed Oktober 25, 2009 at 21:22



## Stage 8 -- Stage 8

	PTS	TIME	HIT FACTOR	STAGE POINTS	STAGE PERCENT	COMPETITOR # Name
1	61	4,85	12,5773	70,0000	100,00	61 Trautmann, Ralf
2	66	5,61	11,7647	65,4773	93,54	22 Baminger, Johann
3	64	5,61	11,4082	63,4932	90,70	24 Mayrhofer, Klaus
4	63	5,57	11,3106	62,9499	89,93	88 Kirchberger, Werner
5	60	5,51	10,8893	60,6052	86,58	45 Praschinger, Edgar
6	65	5,98	10,8696	60,4954	86,42	25 Stiegler, Gerhard
7	65	6,08	10,6908	59,5004	85,00	23 Hoermanseder, Klaus
8	63	6,01	10,4825	58,3413	83,34	43 Aigner, Michael
9	60	5,83	10,2916	57,2786	81,83	18 von Graeve, Daniel
10	60	6,06	9,9010	55,1047	78,72	26 Braun, Jürgen
11	62	6,31	9,8257	54,6855	78,12	21 Wolfsgruber, Horst
12	65	6,91	9,4067	52,3534	74,79	82 Kerscher, Christoph
13	61	6,98	8,7393	48,6390	69,48	48 Blana, Michael
14	62	7,32	8,4699	47,1401	67,34	15 Marohl, Thomas
15	56	6,94	8,0692	44,9095	64,16	16 Moll, Andreas
16	57	7,09	8,0395	44,7444	63,92	14 Peter, Franz
17	58	7,40	7,8378	43,6221	62,32	59 Rauch, Richard
18	64	8,35	7,6647	42,6583	60,94	83 Dedorath, Jürgen
19	70	9,71	7,2091	40,1226	57,32	74 Glas, Anton
20	66	9,19	7,1817	39,9704	57,10	73 Gruenaug, Gerd
21	60	9,28	6,4655	35,9843	51,41	49 Haiser, Uwe Hartmut
22	66	10,74	6,1453	34,2019	48,86	87 Nöth, Wolfgang
23	62	13,59	4,5622	25,3911	36,27	9 Freyer, Martin

# PRODUCTION -- Overall Stage Results

The Autumn Challenge 2009

Printed Oktober 25, 2009 at 21:22



## Stage 8 -- Stage 8

	PTS	TIME	HIT FACTOR	STAGE POINTS	STAGE PERCENT	COMPETITOR # Name
1	58	4,55	12,7473	70,0000	100,00	30 Lentz, Arne
2	60	5,08	11,8110	64,8588	92,66	58 von der Tann, Joachim
3	58	5,01	11,5768	63,5729	90,82	32 Kummer, Steven
4	60	5,61	10,6952	58,7313	83,90	31 Kummer, Patrick
5	66	6,46	10,2167	56,1039	80,15	53 Heller, Peter
6	56	5,50	10,1818	55,9122	79,87	81 Holzapfel, Christian
7	58	6,09	9,5238	52,2989	74,71	55 Ziebart, Friedrich
8	66	7,08	9,3220	51,1908	73,13	66 Ceh, Hubert
9	54	5,90	9,1525	50,2601	71,80	79 Fellner, Walter
10	66	7,29	9,0535	49,7162	71,02	12 Krause, Frank
11	58	6,79	8,5420	46,9072	67,01	70 Rasovic, Bosko
12	58	7,43	7,8062	42,8668	61,24	56 Strasser, Elisabeth
13	64	8,20	7,8049	42,8595	61,23	36 Schier, Hanno
14	54	7,48	7,2193	39,6436	56,63	89 Schiffmann, Erik
15	58	8,08	7,1782	39,4183	56,31	33 Stern, Arno
16	56	7,90	7,0886	38,9262	55,61	13 Jochim, Thorsten
17	44	7,25	6,0690	33,3270	47,61	35 Ende, Wolfgang
18	54	13,38	4,0359	22,1625	31,66	69 Kreitmeyer, Martin
19	64	17,85	3,5854	19,6890	28,13	7 Mayerhofer, Sabine
20	66	18,63	3,5427	19,4542	27,79	4 Wybierek, Ursula
21	64	20,21	3,1667	17,3898	24,84	1 Bilda, Mirjana
22	0	0,00	0,0000	0,0000	0,00	17 Moll, Babette

# OPEN -- Overall Stage Results

The Autumn Challenge 2009

Printed Oktober 25, 2009 at 21:22



## Stage 9 -- Stage 9

	PTS	TIME	HIT FACTOR	STAGE POINTS	STAGE PERCENT	COMPETITOR # Name
1	52	7,43	6,9987	55,0000	100,00	50 Schneider, Patrik
2	54	8,20	6,5854	51,7521	94,09	85 Stettin, Andreas
3	53	8,31	6,3779	50,1214	91,13	40 Heimerdinger, Steffen
4	54	8,53	6,3306	49,7500	90,45	44 Schwab, Andreas
5	54	8,63	6,2572	49,1735	89,41	42 Kraushofer, Roland
6	54	8,90	6,0674	47,6817	86,69	80 Fuchs, Anton
7	54	10,21	5,2889	41,5639	75,57	29 Remek, Claudia
8	54	10,69	5,0514	39,6976	72,18	57 Widmann, Richard
9	40	8,47	4,7226	37,1129	67,48	86 Zeindl, Stefan
10	52	11,43	4,5494	35,7524	65,00	39 Barucha, Rudolf
11	53	12,25	4,3265	34,0007	61,82	38 Angerer, Klaus
12	54	12,54	4,3062	33,8411	61,53	76 Gottwald, Michael
13	51	12,46	4,0931	32,1662	58,48	3 von Streit, Dietrich G.
14	43	10,95	3,9269	30,8605	56,11	64 Knoll, Hermann
15	38	10,31	3,6857	28,9650	52,66	20 Rengart, Norbert
16	38	10,97	3,4640	27,2223	49,50	41 Kraushofer, Gabriele
17	54	15,63	3,4549	27,1508	49,37	75 Gottwald, Elisabeth
18	34	9,99	3,4034	26,7462	48,63	54 Schwanneke, Roland
19	55	17,37	3,1664	24,8835	45,24	68 Blueml, Christian
20	50	25,21	1,9833	15,5864	28,34	84 Dedorath, Sabine
21	15	14,55	1,0309	8,1017	14,73	8 Reuter, Norbert
22	0	0,00	0,0000	0,0000	0,00	2 Kurz, Johann

# STANDARD -- Overall Stage Results

The Autumn Challenge 2009

Printed Oktober 25, 2009 at 21:22



## Stage 9 -- Stage 9

	PTS	TIME	HIT FACTOR	STAGE POINTS	STAGE PERCENT	COMPETITOR # Name
1	55	8,44	6,5166	55,0000	100,00	22 Baminger, Johann
2	54	9,92	5,4435	45,9435	83,53	23 Hoermanseder, Klaus
3	54	10,42	5,1823	43,7390	79,53	82 Kerscher, Christoph
4	54	10,46	5,1625	43,5717	79,22	48 Blana, Michael
5	52	10,28	5,0584	42,6926	77,62	45 Praschinger, Edgar
6	52	11,24	4,6263	39,0463	70,99	61 Trautmann, Ralf
7	53	11,86	4,4688	37,7167	68,58	24 Mayrhofer, Klaus
8	47	10,68	4,4007	37,1423	67,53	25 Stiegler, Gerhard
9	52	12,06	4,3118	36,3914	66,17	43 Aigner, Michael
10	54	12,54	4,3062	36,3445	66,08	26 Braun, Jürgen
11	52	12,27	4,2380	35,7685	65,03	9 Freyer, Martin
12	53	12,71	4,1699	35,1943	63,99	59 Rauch, Richard
13	47	11,79	3,9864	33,6455	61,17	83 Dedorath, Jürgen
14	53	13,50	3,9259	33,1348	60,25	87 Nöth, Wolfgang
15	51	13,07	3,9021	32,9334	59,88	74 Glas, Anton
16	51	13,37	3,8145	32,1945	58,54	18 von Graeve, Daniel
17	45	11,86	3,7943	32,0236	58,22	88 Kirchberger, Werner
18	51	15,86	3,2156	27,1400	49,35	16 Moll, Andreas
19	49	15,80	3,1013	26,1747	47,59	73 Gruenaug, Gerd
20	51	16,94	3,0106	25,4097	46,20	49 Haiser, Uwe Hartmut
21	37	12,57	2,9435	24,8433	45,17	21 Wolfgruber, Horst
22	49	16,75	2,9254	24,6901	44,89	15 Marohl, Thomas
23	13	15,95	0,8150	6,8790	12,51	14 Peter, Franz

# PRODUCTION -- Overall Stage Results

The Autumn Challenge 2009

Printed Oktober 25, 2009 at 21:22



## Stage 9 -- Stage 9

	PTS	TIME	HIT FACTOR	STAGE POINTS	STAGE PERCENT	COMPETITOR # Name
1	55	9,27	5,9331	55,0000	100,00	31 Kummer, Patrick
2	51	8,80	5,7955	53,7239	97,68	32 Kummer, Steven
3	53	9,27	5,7174	53,0000	96,36	30 Lentz, Arne
4	51	9,02	5,6541	52,4135	95,30	53 Heller, Peter
5	49	9,25	5,2973	49,1059	89,28	58 von der Tann, Joachim
6	53	11,80	4,4915	41,6364	75,70	12 Krause, Frank
7	51	11,86	4,3002	39,8626	72,48	79 Fellner, Walter
8	53	13,16	4,0274	37,3336	67,88	33 Stern, Arno
9	51	13,44	3,7946	35,1763	63,96	81 Holzapfel, Christian
10	47	12,54	3,7480	34,7440	63,17	13 Jochim, Thorsten
11	45	12,10	3,7190	34,4752	62,68	55 Ziebart, Friedrich
12	51	14,48	3,5221	32,6499	59,36	56 Strasser, Elisabeth
13	51	14,51	3,5148	32,5824	59,24	66 Ceh, Hubert
14	34	13,41	2,5354	23,5034	42,73	35 Ende, Wolfgang
15	28	11,70	2,3932	22,1846	40,34	89 Schiffmann, Erik
16	53	23,38	2,2669	21,0141	38,21	7 Mayerhofer, Sabine
17	24	10,66	2,2514	20,8705	37,95	70 Rasovic, Bosko
18	53	25,68	2,0639	19,1320	34,79	4 Wybierek, Ursula
19	25	17,95	1,3928	12,9109	23,47	36 Schier, Hanno
20	51	40,81	1,2497	11,5847	21,06	1 Bilda, Mirjana
21	26	26,91	0,9662	8,9565	16,28	69 Kreitmeyer, Martin
22	0	0,00	0,0000	0,0000	0,00	17 Moll, Babette

# OPEN -- Overall Stage Results

The Autumn Challenge 2009

Printed Oktober 25, 2009 at 21:22



## Stage 10 -- Stage 10

	PTS	TIME	HIT FACTOR	STAGE POINTS	STAGE PERCENT	COMPETITOR # Name
1	68	8,60	7,9070	70,0000	100,00	50 Schneider, Patrik
2	67	8,81	7,6050	67,3266	96,18	38 Angerer, Klaus
3	69	9,15	7,5410	66,7599	95,37	42 Kraushofer, Roland
4	69	9,17	7,5245	66,6143	95,16	41 Kraushofer, Gabriele
5	69	9,47	7,2862	64,5040	92,15	85 Stettin, Andreas
6	66	9,27	7,1197	63,0306	90,04	86 Zeindl, Stefan
7	68	9,94	6,8410	60,5634	86,52	40 Heimerdinger, Steffen
8	69	10,97	6,2899	55,6840	79,55	29 Remek, Claudia
9	64	10,33	6,1955	54,8488	78,36	44 Schwab, Andreas
10	66	11,07	5,9621	52,7818	75,40	20 Rengart, Norbert
11	68	11,86	5,7336	50,7589	72,51	57 Widmann, Richard
12	67	11,83	5,6636	50,1392	71,63	54 Schwanneke, Roland
13	70	12,59	5,5600	49,2221	70,32	64 Knoll, Hermann
14	50	9,49	5,2687	46,6435	66,63	80 Fuchs, Anton
15	69	14,63	4,7163	41,7534	59,65	76 Gottwald, Michael
16	66	14,83	4,4504	39,3995	56,28	8 Reuter, Norbert
17	66	16,55	3,9879	35,3048	50,44	39 Barucha, Rudolf
18	66	16,79	3,9309	34,8001	49,71	3 von Streit, Dietrich G.
19	65	21,47	3,0275	26,8021	38,29	75 Gottwald, Elisabeth
20	62	23,69	2,6171	23,1694	33,10	68 Blueml, Christian
21	47	19,28	2,4378	21,5813	30,83	84 Dedorath, Sabine
22	0	0,00	0,0000	0,0000	0,00	2 Kurz, Johann

# STANDARD -- Overall Stage Results

The Autumn Challenge 2009

Printed Oktober 25, 2009 at 21:22



## Stage 10 -- Stage 10

	PTS	TIME	HIT FACTOR	STAGE POINTS	STAGE PERCENT	COMPETITOR # Name
1	66	9,61	6,8678	70,0000	100,00	26 Braun, Jürgen
2	59	9,05	6,5193	66,4478	94,93	23 Hoermanseder, Klaus
3	67	10,32	6,4922	66,1717	94,53	22 Baminger, Johann
4	65	10,90	5,9633	60,7805	86,83	82 Kerscher, Christoph
5	67	12,19	5,4963	56,0207	80,03	18 von Graeve, Daniel
6	63	11,48	5,4878	55,9340	79,91	45 Praschinger, Edgar
7	54	10,03	5,3838	54,8745	78,39	24 Mayrhofer, Klaus
8	68	13,01	5,2267	53,2732	76,10	21 Wolfsgruber, Horst
9	60	12,21	4,9140	50,0856	71,55	59 Rauch, Richard
10	52	11,97	4,3442	44,2779	63,25	48 Blana, Michael
11	45	10,73	4,1938	42,7455	61,06	88 Kirchberger, Werner
12	64	15,86	4,0353	41,1296	58,76	49 Haiser, Uwe Hartmut
13	66	16,54	3,9903	40,6711	58,10	14 Peter, Franz
14	64	16,45	3,8906	39,6544	56,65	15 Marohl, Thomas
15	52	13,77	3,7763	38,4899	54,99	73 Gruenaug, Gerd
16	56	15,06	3,7185	37,9001	54,14	16 Moll, Andreas
17	64	17,51	3,6551	37,2539	53,22	74 Glas, Anton
18	62	19,51	3,1779	32,3901	46,27	87 Nöth, Wolfgang
19	35	11,44	3,0594	31,1831	44,55	61 Trautmann, Ralf
20	37	12,17	3,0403	30,9876	44,27	43 Aigner, Michael
21	50	17,28	2,8935	29,4920	42,13	9 Freyer, Martin
22	28	12,04	2,3256	23,7033	33,86	25 Stiegler, Gerhard
23	5	13,54	0,3693	3,7638	5,38	83 Dedorath, Jürgen

# PRODUCTION -- Overall Stage Results

The Autumn Challenge 2009

Printed Oktober 25, 2009 at 21:22




## Stage 10 -- Stage 10

	PTS	TIME	HIT FACTOR	STAGE POINTS	STAGE PERCENT	COMPETITOR # Name
1	62	9,36	6,6239	70,0000	100,00	32 Kummer, Steven
2	66	10,05	6,5672	69,4001	99,14	53 Heller, Peter
3	66	10,13	6,5153	68,8520	98,36	30 Lentz, Arne
4	62	10,01	6,1938	65,4546	93,51	58 von der Tann, Joachim
5	47	9,25	5,0811	53,6956	76,71	31 Kummer, Patrick
6	64	12,66	5,0553	53,4230	76,32	55 Ziebart, Friedrich
7	62	12,40	5,0000	52,8387	75,48	12 Krause, Frank
8	58	12,64	4,5886	48,4912	69,27	70 Rasovic, Bosko
9	62	13,61	4,5555	48,1411	68,77	13 Jochim, Thorsten
10	60	13,20	4,5455	48,0352	68,62	56 Strasser, Elisabeth
11	68	15,50	4,3871	46,3617	66,23	35 Ende, Wolfgang
12	62	16,42	3,7759	39,9026	57,00	81 Holzapfel, Christian
13	36	10,08	3,5714	37,7419	53,92	79 Fellner, Walter
14	50	15,59	3,2072	33,8927	48,42	36 Schier, Hanno
15	43	13,75	3,1273	33,0482	47,21	66 Ceh, Hubert
16	39	13,24	2,9456	31,1285	44,47	33 Stern, Arno
17	68	24,69	2,7542	29,1052	41,58	7 Mayerhofer, Sabine
18	66	23,99	2,7511	29,0734	41,53	69 Kreitmeyer, Martin
19	51	27,29	1,8688	19,7492	28,21	4 Wybierek, Ursula
20	17	15,21	1,1177	11,8114	16,87	89 Schiffmann, Erik
21	0	0,00	0,0000	0,0000	0,00	17 Moll, Babette
22	0	38,91	0,0000	0,0000	0,00	1 Bilda, Mirjana

# OPEN -- Overall Stage Results

The Autumn Challenge 2009

Printed Oktober 25, 2009 at 21:22



## Stage 11 -- Stage 11

	PTS	TIME	HIT FACTOR	STAGE POINTS	STAGE PERCENT	COMPETITOR # Name
1	119	11,82	10,0677	120,0000	100,00	50 Schneider, Patrik
2	114	12,79	8,9132	106,2395	88,53	85 Stettin, Andreas
3	113	13,24	8,5347	101,7284	84,77	40 Heimerdinger, Steffen
4	112	13,23	8,4656	100,9044	84,09	86 Zeindl, Stefan
5	112	13,40	8,3582	99,6242	83,02	38 Angerer, Klaus
6	118	14,61	8,0767	96,2684	80,22	20 Rengart, Norbert
7	117	14,67	7,9755	95,0621	79,22	80 Fuchs, Anton
8	93	11,86	7,8415	93,4652	77,89	42 Kraushofer, Roland
9	119	15,45	7,7023	91,8058	76,50	41 Kraushofer, Gabriele
10	117	15,72	7,4427	88,7125	73,93	29 Remek, Claudia
11	102	13,76	7,4128	88,3555	73,63	44 Schwab, Andreas
12	119	17,46	6,8156	81,2371	67,70	76 Gottwald, Michael
13	94	13,86	6,7821	80,8382	67,37	54 Schwanneke, Roland
14	114	16,84	6,7696	80,6890	67,24	57 Widmann, Richard
15	103	16,74	6,1529	73,3388	61,12	8 Reuter, Norbert
16	89	16,99	5,2384	62,4379	52,03	64 Knoll, Hermann
17	118	26,30	4,4867	53,4783	44,57	3 von Streit, Dietrich G.
18	109	27,01	4,0355	48,1010	40,08	84 Dedorath, Sabine
19	115	28,74	4,0014	47,6939	39,74	75 Gottwald, Elisabeth
20	117	34,15	3,4261	40,8363	34,03	39 Barucha, Rudolf
21	99	31,15	3,1782	37,8816	31,57	68 Blueml, Christian
22	0	0,00	0,0000	0,0000	0,00	2 Kurz, Johann

# STANDARD -- Overall Stage Results

The Autumn Challenge 2009

Printed Oktober 25, 2009 at 21:22




## Stage 11 -- Stage 11

	PTS	TIME	HIT FACTOR	STAGE POINTS	STAGE PERCENT	COMPETITOR # Name
1	117	13,18	8,8771	120,0000	100,00	22 Baminger, Johann
2	116	13,56	8,5546	115,6403	96,37	24 Mayrhofer, Klaus
3	114	15,92	7,1608	96,7994	80,67	26 Braun, Jürgen
4	95	13,49	7,0423	95,1968	79,33	23 Hoermanseder, Klaus
5	114	16,74	6,8100	92,0577	76,71	82 Kerscher, Christoph
6	114	16,79	6,7898	91,7836	76,49	43 Aigner, Michael
7	112	17,15	6,5306	88,2805	73,57	45 Praschinger, Edgar
8	114	17,49	6,5180	88,1101	73,43	18 von Graeve, Daniel
9	114	18,63	6,1192	82,7185	68,93	21 Wolfgruber, Horst
10	92	15,88	5,7935	78,3156	65,26	61 Trautmann, Ralf
11	93	16,41	5,6673	76,6099	63,84	88 Kirchberger, Werner
12	98	17,66	5,5493	75,0147	62,51	48 Blana, Michael
13	93	16,81	5,5324	74,7870	62,32	25 Stiegler, Gerhard
14	117	23,59	4,9597	67,0454	55,87	83 Dedorath, Jürgen
15	99	20,89	4,7391	64,0630	53,39	9 Freyer, Martin
16	104	22,08	4,7101	63,6715	53,06	16 Moll, Andreas
17	106	23,23	4,5631	61,6833	51,40	74 Glas, Anton
18	104	23,02	4,5178	61,0715	50,89	73 Gruenaug, Gerd
19	78	17,71	4,4043	59,5370	49,61	15 Marohl, Thomas
20	100	22,91	4,3649	59,0046	49,17	59 Rauch, Richard
21	108	25,00	4,3200	58,3975	48,66	14 Peter, Franz
22	98	23,32	4,2024	56,8078	47,34	87 Nöth, Wolfgang
23	114	28,27	4,0325	54,5117	45,43	49 Haiser, Uwe Hartmut

# PRODUCTION -- Overall Stage Results

The Autumn Challenge 2009

Printed Oktober 25, 2009 at 21:22



## Stage 11 -- Stage 11

	PTS	TIME	HIT FACTOR	STAGE POINTS	STAGE PERCENT	COMPETITOR # Name
1	116	13,96	8,3095	120,0000	100,00	53 Heller, Peter
2	116	14,95	7,7592	112,0535	93,38	30 Lentz, Arne
3	114	14,99	7,6051	109,8277	91,52	32 Kummer, Steven
4	110	14,51	7,5810	109,4798	91,23	31 Kummer, Patrick
5	116	15,31	7,5767	109,4187	91,18	58 von der Tann, Joachim
6	110	18,25	6,0274	87,0439	72,54	12 Krause, Frank
7	108	18,04	5,9867	86,4562	72,05	55 Ziebart, Friedrich
8	110	18,80	5,8511	84,4974	70,41	66 Ceh, Hubert
9	106	19,09	5,5526	80,1879	66,82	56 Strasser, Elisabeth
10	104	18,77	5,5408	80,0162	66,68	79 Fellner, Walter
11	91	16,84	5,4038	78,0383	65,03	70 Rasovic, Bosko
12	104	19,45	5,3470	77,2187	64,35	33 Stern, Arno
13	104	20,32	5,1181	73,9126	61,59	81 Holzapfel, Christian
14	103	22,27	4,6251	66,7922	55,66	89 Schiffmann, Erik
15	94	21,85	4,3021	62,1277	51,77	13 Jochim, Thorsten
16	93	26,99	3,4457	49,7610	41,47	36 Schier, Hanno
17	67	19,51	3,4341	49,5937	41,33	35 Ende, Wolfgang
18	104	32,23	3,2268	46,5995	38,83	69 Kreitmeyer, Martin
19	116	37,33	3,1074	44,8754	37,40	7 Mayerhofer, Sabine
20	95	48,15	1,9730	28,4929	23,74	1 Bilda, Mirjana
21	76	50,28	1,5115	21,8287	18,19	4 Wybierek, Ursula
22	0	0,00	0,0000	0,0000	0,00	17 Moll, Babette



Disqualified Shooters

No.   Name

---

27   Pixken, Erwin