

STANDARD -- Overall Stage Results

DM 2010 IPSC Standard

Printed Juni 27, 2010 at 18:02



Stage 1 -- Stage 1

	PTS	TIME	HIT FACTOR	STAGE POINTS	STAGE PERCENT	COMPETITOR # Name
1	65	10,32	6,2984	70,0000	100,00	204 Zobrist, Roger
2	66	10,62	6,2147	69,0691	98,67	61 Kummer, Patrick
3	64	10,62	6,0264	66,9761	95,68	223 Heller, Peter
4	64	10,82	5,9150	65,7381	93,91	203 Midgley, Gregory
5	64	11,57	5,5315	61,4768	87,82	293 Weuster, Frank
6	64	11,75	5,4468	60,5350	86,48	111 Schmidt, Tino
7	66	12,12	5,4455	60,5210	86,46	188 Eggert, Timm
8	67	12,31	5,4427	60,4897	86,41	170 Sturm, Thomas
9	66	12,38	5,3312	59,2499	84,64	68 Klingberg, Anja
10	66	12,47	5,2927	58,8223	84,03	56 Jakob, Herbert
11	53	10,23	5,1808	57,5791	82,26	66 Schütz, Michael
12	69	13,43	5,1378	57,1002	81,57	67 Jesch, Rado
13	66	12,85	5,1362	57,0828	81,55	189 Blank, Andreas
14	70	13,68	5,1170	56,8691	81,24	94 Löffler, Volker
15	67	13,15	5,0951	56,6257	80,89	89 Nothnagel, Nils
16	67	13,30	5,0376	55,9870	79,98	244 Lentz, Arne
17	68	13,51	5,0333	55,9394	79,91	83 Tutschke, Petra
18	64	12,77	5,0117	55,6998	79,57	248 Stobbe, Markus
19	66	13,18	5,0076	55,6536	79,51	127 Clausen, Torsten
20	66	13,30	4,9624	55,1514	78,79	292 Kahl, Michael
21	63	12,85	4,9027	54,4881	77,84	75 Pelzer, Simon
22	68	13,87	4,9027	54,4875	77,84	74 Pelzer, Werner
23	67	13,86	4,8341	53,7249	76,75	158 Astroth, Marcus
24	67	14,02	4,7789	53,1118	75,87	59 Wohlmut, Markus
25	65	13,61	4,7759	53,0786	75,83	109 Essen, Olaf van
26	62	12,99	4,7729	53,0453	75,78	48 Bettermann, Heribert
27	66	13,84	4,7688	52,9996	75,71	262 Maier, Klaus
28	66	13,88	4,7550	52,8468	75,50	233 Spies, Axel
29	60	12,64	4,7468	52,7556	75,37	64 Tann, Joachim von der
30	64	13,57	4,7163	52,4161	74,88	60 Kummer, Steven
31	65	13,84	4,6965	52,1965	74,57	137 Blana, Michael
32	68	14,56	4,6703	51,9053	74,15	51 Köhler, Andreas
33	66	14,15	4,6643	51,8384	74,05	90 Knoblauch, Manfred
34	58	12,48	4,6474	51,6509	73,79	254 Etges, Michael
35	64	13,84	4,6243	51,3935	73,42	119 Wiegand, Max
36	65	14,27	4,5550	50,6237	72,32	46 Wessely, Rene
37	60	13,43	4,4676	49,6523	70,93	295 Bowakow, Ludwig
38	70	15,72	4,4529	49,4891	70,70	221 Mohr, Uwe
39	68	15,41	4,4127	49,0423	70,06	76 Trautmann, Ralf
40	66	15,03	4,3912	48,8033	69,72	105 Gräff, Harald
41	50	11,39	4,3898	48,7877	69,70	140 Kuenzler, Oliver
42	64	14,66	4,3656	48,5188	69,31	187 Koch, Robert
43	69	15,86	4,3506	48,3515	69,07	95 Terving, Armin
44	58	13,52	4,2899	47,6777	68,11	99 Kraft, Herbert
45	68	15,94	4,2660	47,4116	67,73	202 Seeger, Eugen
46	51	12,05	4,2324	47,0379	67,20	126 Henn, Frank

STANDARD -- Overall Stage Results

DM 2010 IPSC Standard

Printed Juni 27, 2010 at 18:02



Stage 1 -- Stage 1

	PTS	TIME	HIT FACTOR	STAGE POINTS	STAGE PERCENT	COMPETITOR # Name
47	63	14,89	4,2310	47,0230	67,18	169 Friedrich, Guenter
48	69	16,31	4,2305	47,0175	67,17	50 Eggert, Kurt
49	64	15,15	4,2244	46,9496	67,07	256 Pfeiffer, Andreas
50	64	15,17	4,2189	46,8877	66,98	235 Papzien, Siegbert
51	60	14,24	4,2135	46,8280	66,90	145 Jakob, Frank
52	65	15,47	4,2017	46,6968	66,71	186 Kniep, Christian
53	64	15,45	4,1424	46,0379	65,77	193 Holm, Volker
54	65	15,91	4,0855	45,4054	64,86	33 Braun, Jürgen
55	68	16,65	4,0841	45,3899	64,84	79 Gallenbach, Dr. Heinz
56	57	14,07	4,0512	45,0241	64,32	108 Denk, Matthias
57	56	13,85	4,0433	44,9369	64,20	250 Buchleitner, Jürgen
58	70	17,33	4,0392	44,8915	64,13	230 Schreiner, Michael
59	64	15,98	4,0050	44,5110	63,59	82 Tagliamonte, Raffaele
60	58	14,67	3,9536	43,9402	62,77	269 Wüsthoff, Sebastian
61	60	15,19	3,9500	43,8993	62,71	150 Hoiss, Michael
62	54	13,96	3,8682	42,9905	61,42	207 Haben, Jörg
63	64	16,73	3,8255	42,5156	60,74	191 Zucker, Holger
64	62	16,36	3,7897	42,1185	60,17	49 Holzapfel, Christian
65	52	13,85	3,7545	41,7271	59,61	71 Damm, Oliver
66	60	16,04	3,7406	41,5730	59,39	144 Wallroth, Marion
67	62	16,69	3,7148	41,2857	58,98	167 Mansion, Frauke
68	64	17,27	3,7058	41,1862	58,84	38 Altin, Ergün
69	60	16,27	3,6878	40,9853	58,55	136 Rauch, Richard
70	66	17,93	3,6810	40,9099	58,44	224 Jung, Rudi
71	68	18,49	3,6777	40,8730	58,39	290 Wieder, Werner
72	52	14,20	3,6620	40,6986	58,14	173 Markopoulos, Georgios
73	52	14,24	3,6517	40,5843	57,98	45 Loch, Marijan
74	51	14,10	3,6170	40,1990	57,43	128 Trautvetter, Ingo
75	67	18,56	3,6099	40,1200	57,31	185 Biedermann, Wolfgang
76	58	16,46	3,5237	39,1618	55,95	228 Fleischer, Alexander
77	54	15,54	3,4749	38,6195	55,17	93 Kelterbaum, Reinhard
78	64	18,53	3,4539	38,3857	54,84	255 Brunner, Martin
79	67	19,44	3,4465	38,3039	54,72	247 Käsberger, Hans-Jörg
80	63	18,29	3,4445	38,2817	54,69	226 Gerard, Joel
81	47	13,83	3,3984	37,7694	53,96	174 Lehmann, Stephan
82	66	19,78	3,3367	37,0836	52,98	194 Laetsch, Harald
83	66	19,80	3,3333	37,0462	52,92	47 Dietz, Stefan
84	49	14,76	3,3198	36,8956	52,71	43 Schmickler, Friedrich
85	63	19,06	3,3054	36,7352	52,48	284 Nothnagel, Wolfgang
86	54	16,37	3,2987	36,6614	52,37	168 Friedrich, Martin
87	52	15,77	3,2974	36,6468	52,35	130 Ballüer, Thomas
88	66	20,16	3,2738	36,3846	51,98	120 Wiegand, Maximilian
89	65	19,89	3,2680	36,3198	51,89	179 Schiffmann, Erik
90	64	19,59	3,2670	36,3086	51,87	113 Pluto, Gerhard
91	63	19,33	3,2592	36,2221	51,75	41 Heinemann, Sascha
92	64	19,69	3,2504	36,1242	51,61	110 Dahmen, Werner

STANDARD -- Overall Stage Results

DM 2010 IPSC Standard

Printed Juni 27, 2010 at 18:02



Stage 1 -- Stage 1

	PTS	TIME	HIT FACTOR	STAGE POINTS	STAGE PERCENT	COMPETITOR # Name
93	45	14,02	3,2097	35,6721	50,96	62 Biereigel, Thomas
94	62	19,32	3,2091	35,6656	50,95	260 Zwickl, Ralf
95	67	21,16	3,1664	35,1903	50,27	91 Schwarz, Andreas
96	67	21,20	3,1604	35,1239	50,18	116 Kuhlmann, Norbert
97	56	17,78	3,1496	35,0042	50,01	36 Scheper, Hubert
98	62	19,91	3,1140	34,6087	49,44	240 Greissl, Andreas
99	60	19,48	3,0801	34,2316	48,90	178 Best, Peter
100	47	15,34	3,0639	34,0515	48,65	143 Möller, Klaus
101	63	20,61	3,0568	33,9725	48,53	231 Perrot, Laurent
102	51	16,85	3,0267	33,6383	48,05	39 Müller, Jörg
103	60	20,02	2,9970	33,3082	47,58	85 Burkhart, Rita
104	51	17,15	2,9738	33,0499	47,21	253 Perey, Stefan
105	49	16,48	2,9733	33,0448	47,21	166 Mansion, Boris
106	67	22,62	2,9620	32,9190	47,03	249 Klees, Guido
107	47	16,02	2,9338	32,6062	46,58	121 Wittmann, Klaus
108	66	22,66	2,9126	32,3704	46,24	172 Schäfer, Patric
109	64	22,19	2,8842	32,0544	45,79	265 Rothert, Marcus
110	67	23,38	2,8657	31,8489	45,50	264 Ritter, Maximilian
111	45	15,76	2,8553	31,7337	45,33	63 Kirsch, Patrik
112	43	15,19	2,8308	31,4612	44,94	182 Wittmann, Horst
113	69	24,46	2,8209	31,3514	44,79	278 Bern, Michael
114	53	18,84	2,8132	31,2651	44,66	268 Schmid, Patrik
115	66	23,61	2,7954	31,0679	44,38	180 Rogmann, Jürgen
116	47	16,88	2,7844	30,9450	44,21	171 Altmaier, Michael
117	49	17,66	2,7746	30,8368	44,05	86 Burkhart, Helmut
118	60	21,84	2,7473	30,5325	43,62	149 Aron, Michael
119	62	22,59	2,7446	30,5028	43,58	151 Konstantin, Andreas
120	46	16,78	2,7414	30,4670	43,52	123 Brauer, Detlev
121	60	22,00	2,7273	30,3105	43,30	209 Vogel, Stefan
122	45	16,56	2,7174	30,2007	43,14	42 Stephan, Johann
123	60	22,08	2,7174	30,2007	43,14	251 Thomanetz, Bernd
124	65	23,99	2,7095	30,1125	43,02	236 Gkazonis, Viktor
125	61	22,61	2,6979	29,9843	42,83	131 Marquardt, Uwe
126	56	20,83	2,6884	29,8788	42,68	133 Ruzanji, Harold
127	48	17,90	2,6816	29,8025	42,57	190 Lotz, Markus
128	60	22,49	2,6679	29,6501	42,36	88 Knoblauch, Gisela
129	43	16,12	2,6675	29,6461	42,35	195 Völker, Lutz
130	64	24,00	2,6667	29,6369	42,34	157 Pixberg, Frank
131	58	22,15	2,6185	29,1017	41,57	129 Spoerner, Oliver
132	61	23,37	2,6102	29,0092	41,44	215 Füger, Christian
133	60	23,24	2,5818	28,6932	40,99	227 Fleischer, Thomas
134	41	15,99	2,5641	28,4970	40,71	161 Graeve, Daniel von
135	65	26,12	2,4885	27,6570	39,51	198 Dehn, Heinz
136	45	18,28	2,4617	27,3590	39,08	217 Hubig, Steffen
137	34	13,82	2,4602	27,3423	39,06	177 Best, Max
138	51	20,91	2,4390	27,1069	38,72	52 Weiler, Manfred

STANDARD -- Overall Stage Results

DM 2010 IPSC Standard

Printed Juni 27, 2010 at 18:02



Stage 1 -- Stage 1

	PTS	TIME	HIT FACTOR	STAGE POINTS	STAGE PERCENT	COMPETITOR # Name
139	49	20,20	2,4257	26,9593	38,51	104 Schoenen, Andreas
140	60	25,33	2,3687	26,3257	37,61	197 Völker, Klaus E.
141	67	28,35	2,3633	26,2655	37,52	55 Klose, Jens
142	46	19,54	2,3541	26,1636	37,38	142 Brecht, Matthias
143	67	29,18	2,2961	25,5184	36,45	176 Wissgott, Thomas
144	45	19,62	2,2936	25,4905	36,41	100 Mariack-Kraft, Lisa
145	64	28,13	2,2752	25,2857	36,12	234 Hatje, Peter
146	65	28,86	2,2523	25,0312	35,76	216 Schneider, Lothar
147	64	28,79	2,2230	24,7060	35,29	135 Vaupel, Cora
148	36	16,34	2,2032	24,4858	34,98	196 Sebelin, Skarthe
149	36	16,46	2,1871	24,3073	34,72	44 Kuhn, Manfred
150	60	27,64	2,1708	24,1256	34,47	258 Schirm, Karsten
151	43	19,83	2,1684	24,0996	34,43	87 Kunisch, Matthias
152	49	22,76	2,1529	23,9270	34,18	282 Klatt, Kuno
153	54	25,15	2,1471	23,8627	34,09	246 Dose, Klaus-Peter
154	62	29,15	2,1269	23,6384	33,77	291 Stettmisch, Rainer
155	70	33,11	2,1142	23,4965	33,57	211 Erb, Margit
156	40	19,09	2,0953	23,2873	33,27	73 Vollbrecht, Michael
157	45	21,55	2,0882	23,2076	33,15	229 Fleischer, Claudia
158	69	33,30	2,0721	23,0287	32,90	138 Bartell, Gerd
159	47	23,95	1,9624	21,8101	31,16	266 Knümann, Guido
160	63	32,25	1,9535	21,7108	31,02	201 Peter, Franz
161	47	24,93	1,8853	20,9527	29,93	101 Pschibul, Ralf
162	48	25,69	1,8684	20,7655	29,66	257 Schomacker, Heinz
163	64	34,87	1,8354	20,3982	29,14	212 Erb, Ehrhard
164	61	33,34	1,8296	20,3343	29,05	164 Yates, Mark
165	34	18,65	1,8231	20,2612	28,94	263 Saller, Curt
166	47	25,80	1,8217	20,2462	28,92	153 Moskopp, Georg
167	53	29,32	1,8076	20,0898	28,70	162 Kahler, Peter
168	36	19,92	1,8072	20,0853	28,69	220 Gehrsitz, Michael
169	53	30,19	1,7555	19,5109	27,87	181 Krueger, Donald
170	34	19,80	1,7172	19,0844	27,26	243 Rösner, Frank
171	28	17,10	1,6374	18,1981	26,00	37 Freitag, Andreas
172	60	37,50	1,6000	17,7822	25,40	238 Höhn, Klaus
173	64	40,20	1,5920	17,6937	25,28	252 Lachenmayer, Sonja
174	56	35,51	1,5770	17,5268	25,04	117 Scherer, Michael
175	45	28,60	1,5734	17,4868	24,98	219 Zieffle, Wolfgang
176	45	29,17	1,5427	17,1451	24,49	245 Remek, Claudia
177	54	35,28	1,5306	17,0110	24,30	287 Kurenbach, Ralf
178	28	18,58	1,5070	16,7485	23,93	106 Winter, Mark
179	52	37,29	1,3945	15,4980	22,14	165 Habicht, Stefan
180	37	27,05	1,3678	15,2019	21,72	107 Bauer, Jochen
181	26	19,52	1,3320	14,8033	21,15	103 Terving, Theo
182	60	45,44	1,3204	14,6750	20,96	239 Karbaumer, Rainer
183	24	18,20	1,3187	14,6556	20,94	267 Boßlet, Peter
184	49	37,65	1,3015	14,4642	20,66	237 Longwitz, Jörg

STANDARD -- Overall Stage Results

DM 2010 IPSC Standard

Printed Juni 27, 2010 at 18:02



Stage 1 -- Stage 1

	PTS	TIME	HIT FACTOR	STAGE POINTS	STAGE PERCENT	COMPETITOR # Name
185	56	51,91	1,0788	11,9895	17,13	159 Krause, Klaus
186	30	29,11	1,0306	11,4536	16,36	183 Wallbaum, Stefan
187	21	21,01	0,9995	11,1086	15,87	53 Grone, Kai
188	48	63,01	0,7618	8,4663	12,09	102 Bahde, Bernd
189	17	29,04	0,5854	6,5060	9,29	139 Weiss, Ines
190	58	99,54	0,5827	6,4758	9,25	281 Monaco, Dr. Anton D.
191	9	20,44	0,4403	4,8936	6,99	225 Jung, Flo
192	9	25,02	0,3597	3,9978	5,71	148 Ratta, Maurizio
193	0	12,18	0,0000	0,0000	0,00	54 Grone, Nicole
194	0	0,00	0,0000	0,0000	0,00	285 Wienbreyer, Michael
195	0	25,46	0,0000	0,0000	0,00	208 Schmidt, Frank
196	0	79,55	0,0000	0,0000	0,00	294 Schröder, Sigurd

STANDARD -- Overall Stage Results

DM 2010 IPSC Standard

Printed Juni 27, 2010 at 18:02



Stage 2 -- Stage 2

	PTS	TIME	HIT FACTOR	STAGE POINTS	STAGE PERCENT	COMPETITOR # Name
1	66	12,51	5,2758	70,0000	100,00	71 Damm, Oliver
2	64	12,91	4,9574	65,7757	93,97	66 Schütz, Michael
3	68	14,30	4,7552	63,0935	90,13	127 Clausen, Torsten
4	59	12,61	4,6788	62,0795	88,69	89 Nothnagel, Nils
5	68	14,74	4,6133	61,2101	87,44	207 Haben, Jörg
6	66	14,50	4,5517	60,3931	86,28	269 Wüsthoff, Sebastian
7	58	12,80	4,5313	60,1214	85,89	223 Heller, Peter
8	68	15,05	4,5183	59,9493	85,64	203 Midgley, Gregory
9	62	14,02	4,4223	58,6753	83,82	45 Loch, Marijan
10	65	14,78	4,3978	58,3513	83,36	109 Essen, Olaf van
11	61	14,12	4,3201	57,3200	81,89	61 Kummer, Patrick
12	60	13,89	4,3197	57,3140	81,88	48 Bettermann, Heribert
13	58	13,70	4,2336	56,1719	80,25	105 Gräff, Harald
14	66	15,59	4,2335	56,1706	80,24	108 Denk, Matthias
15	65	15,46	4,2044	55,7847	79,69	233 Spies, Axel
16	59	14,21	4,1520	55,0896	78,70	76 Trautmann, Ralf
17	58	13,99	4,1458	55,0075	78,58	130 Ballüer, Thomas
18	66	15,99	4,1276	54,7655	78,24	111 Schmidt, Tino
19	60	14,60	4,1096	54,5268	77,90	235 Papzien, Siegbert
20	62	15,11	4,1032	54,4426	77,78	51 Köhler, Andreas
21	54	13,35	4,0449	53,6691	76,67	60 Kummer, Steven
22	58	14,44	4,0166	53,2933	76,13	292 Kahl, Michael
23	61	15,26	3,9974	53,0379	75,77	158 Astroth, Marcus
24	60	15,09	3,9761	52,7562	75,37	188 Eggert, Timm
25	66	16,66	3,9616	52,5630	75,09	262 Maier, Klaus
26	62	15,71	3,9465	52,3633	74,80	90 Knoblauch, Manfred
27	61	15,47	3,9431	52,3180	74,74	204 Zobrist, Roger
28	65	16,49	3,9418	52,3003	74,71	247 Käsberger, Hans-Jörg
29	62	15,86	3,9092	51,8680	74,10	128 Trautvetter, Ingo
30	58	14,89	3,8952	51,6826	73,83	174 Lehmann, Stephan
31	58	14,95	3,8796	51,4752	73,54	93 Kelterbaum, Reinhard
32	58	15,01	3,8641	51,2695	73,24	46 Wessely, Rene
33	62	16,10	3,8509	51,0949	72,99	226 Gerard, Joel
34	58	15,34	3,7810	50,1665	71,67	56 Jakob, Herbert
35	62	16,52	3,7530	49,7958	71,14	67 Jesch, Rado
36	50	13,41	3,7286	49,4712	70,67	126 Henn, Frank
37	56	15,09	3,7111	49,2391	70,34	284 Nothnagel, Wolfgang
38	58	15,96	3,6341	48,2177	68,88	145 Jakob, Frank
39	67	18,49	3,6236	48,0783	68,68	79 Gallenbach, Dr. Heinz
40	58	16,01	3,6227	48,0671	68,67	248 Stobbe, Markus
41	64	17,69	3,6179	48,0025	68,57	169 Friedrich, Guenter
42	66	18,74	3,5219	46,7289	66,76	221 Mohr, Uwe
43	63	17,96	3,5078	46,5421	66,49	198 Dehn, Heinz
44	61	17,40	3,5057	46,5149	66,45	231 Perrot, Laurent
45	50	14,43	3,4650	45,9743	65,68	119 Wiegand, Max
46	55	15,98	3,4418	45,6665	65,24	236 Gkazonis, Viktor

STANDARD -- Overall Stage Results

DM 2010 IPSC Standard

Printed Juni 27, 2010 at 18:02



Stage 2 -- Stage 2

	PTS	TIME	HIT FACTOR	STAGE POINTS	STAGE PERCENT	COMPETITOR # Name
47	66	19,27	3,4250	45,4437	64,92	173 Markopoulos, Georgios
48	62	18,18	3,4103	45,2490	64,64	68 Klingberg, Anja
49	58	17,05	3,4018	45,1352	64,48	131 Marquardt, Uwe
50	67	19,78	3,3873	44,9428	64,20	41 Heinemann, Sascha
51	64	19,33	3,3109	43,9298	62,76	39 Müller, Jörg
52	55	16,69	3,2954	43,7238	62,46	182 Wittmann, Horst
53	59	18,04	3,2705	43,3937	61,99	166 Mansion, Boris
54	60	18,35	3,2698	43,3837	61,98	224 Jung, Rudi
55	50	15,35	3,2573	43,2188	61,74	295 Bowakow, Ludwig
56	62	19,06	3,2529	43,1599	61,66	121 Wittmann, Klaus
57	58	17,88	3,2438	43,0400	61,49	167 Mansion, Frauke
58	62	19,19	3,2308	42,8675	61,24	44 Kuhn, Manfred
59	60	18,83	3,1864	42,2778	60,40	151 Konstantin, Andreas
60	63	19,91	3,1642	41,9837	59,98	59 Wohlmuth, Markus
61	51	16,17	3,1540	41,8477	59,78	186 Kniep, Christian
62	58	18,45	3,1436	41,7103	59,59	193 Holm, Volker
63	54	17,19	3,1414	41,6802	59,54	209 Vogel, Stefan
64	62	19,80	3,1313	41,5468	59,35	202 Seeger, Eugen
65	50	16,05	3,1153	41,3339	59,05	293 Weuster, Frank
66	56	18,17	3,0820	40,8926	58,42	227 Fleischer, Thomas
67	56	18,30	3,0601	40,6021	58,00	150 Hoiss, Michael
68	50	16,40	3,0488	40,4518	57,79	99 Kraft, Herbert
69	49	16,08	3,0473	40,4316	57,76	55 Klose, Jens
70	61	20,24	3,0138	39,9881	57,13	249 Klees, Guido
71	48	15,94	3,0113	39,9544	57,08	63 Kirsch, Patrik
72	54	18,10	2,9834	39,5846	56,55	191 Zucker, Holger
73	54	18,24	2,9605	39,2808	56,12	38 Altin, Ergün
74	58	19,64	2,9532	39,1830	55,98	110 Dahmen, Werner
75	62	21,01	2,9510	39,1541	55,93	50 Eggert, Kurt
76	62	21,08	2,9412	39,0241	55,75	149 Aron, Michael
77	56	19,23	2,9121	38,6385	55,20	36 Scheper, Hubert
78	55	19,15	2,8721	38,1071	54,44	245 Remek, Claudia
79	49	17,20	2,8488	37,7989	54,00	168 Friedrich, Martin
80	64	22,55	2,8381	37,6569	53,80	180 Rogmann, Jürgen
81	64	22,56	2,8369	37,6402	53,77	196 Sebelin, Skarthe
82	47	16,66	2,8211	37,4312	53,47	94 Löffler, Volker
83	60	21,29	2,8182	37,3927	53,42	42 Stephan, Johann
84	56	19,89	2,8155	37,3564	53,37	144 Wallroth, Marion
85	63	22,44	2,8075	37,2502	53,21	142 Brecht, Matthias
86	53	18,98	2,7924	37,0502	52,93	219 Zieffle, Wolfgang
87	46	16,48	2,7913	37,0350	52,91	129 Spoerner, Oliver
88	60	21,52	2,7881	36,9931	52,85	194 Laetsch, Harald
89	54	19,37	2,7878	36,9893	52,84	208 Schmidt, Frank
90	65	23,34	2,7849	36,9508	52,79	278 Bern, Michael
91	63	22,78	2,7656	36,6943	52,42	86 Burkhart, Helmut
92	45	16,44	2,7372	36,3180	51,88	123 Brauer, Detlev

STANDARD -- Overall Stage Results

DM 2010 IPSC Standard

Printed Juni 27, 2010 at 18:02



Stage 2 -- Stage 2

	PTS	TIME	HIT FACTOR	STAGE POINTS	STAGE PERCENT	COMPETITOR # Name
93	56	20,48	2,7344	36,2802	51,83	290 Wieder, Werner
94	65	23,83	2,7277	36,1910	51,70	116 Kuhlmann, Norbert
95	48	17,86	2,6876	35,6592	50,94	189 Blank, Andreas
96	48	17,92	2,6786	35,5398	50,77	267 Boßlet, Peter
97	35	13,12	2,6677	35,3953	50,56	64 Tann, Joachim von der
98	56	21,05	2,6603	35,2978	50,43	136 Rauch, Richard
99	50	18,99	2,6330	34,9347	49,91	43 Schmickler, Friedrich
100	55	20,89	2,6328	34,9330	49,90	113 Pluto, Gerhard
101	60	22,97	2,6121	34,6579	49,51	234 Hatje, Peter
102	62	23,87	2,5974	34,4628	49,23	265 Rothert, Marcus
103	50	19,41	2,5760	34,1787	48,83	47 Dietz, Stefan
104	51	19,81	2,5745	34,1584	48,80	171 Altmaier, Michael
105	58	22,57	2,5698	34,0963	48,71	266 Knümann, Guido
106	48	18,69	2,5682	34,0756	48,68	62 Biereigel, Thomas
107	62	24,93	2,4870	32,9975	47,14	246 Dose, Klaus-Peter
108	56	22,63	2,4746	32,8333	46,90	260 Zwickl, Ralf
109	34	13,82	2,4602	32,6424	46,63	75 Pelzer, Simon
110	38	15,56	2,4422	32,4030	46,29	82 Tagliamonte, Raffaele
111	56	23,14	2,4201	32,1097	45,87	176 Wissgott, Thomas
112	52	21,70	2,3963	31,7947	45,42	49 Holzapfel, Christian
113	52	21,92	2,3723	31,4756	44,97	181 Krueger, Donald
114	44	18,76	2,3454	31,1194	44,46	179 Schiffmann, Erik
115	64	27,38	2,3375	31,0140	44,31	138 Bartell, Gerd
116	54	23,11	2,3367	31,0031	44,29	240 Greissl, Andreas
117	56	24,11	2,3227	30,8178	44,03	239 Karbaumer, Rainer
118	36	15,52	2,3196	30,7767	43,97	170 Sturm, Thomas
119	46	19,98	2,3023	30,5474	43,64	133 Ruzanji, Harold
120	51	22,23	2,2942	30,4398	43,49	137 Blana, Michael
121	48	21,00	2,2857	30,3273	43,32	217 Hubig, Steffen
122	49	21,59	2,2696	30,1131	43,02	201 Peter, Franz
123	45	19,88	2,2636	30,0336	42,91	230 Schreiner, Michael
124	48	21,26	2,2578	29,9564	42,79	257 Schomacker, Heinz
125	54	24,20	2,2314	29,6067	42,30	103 Terving, Theo
126	44	20,01	2,1989	29,1754	41,68	95 Terving, Armin
127	48	22,04	2,1779	28,8962	41,28	195 Völker, Lutz
128	59	27,59	2,1385	28,3734	40,53	264 Ritter, Maximilian
129	48	22,78	2,1071	27,9575	39,94	178 Best, Peter
130	48	22,87	2,0988	27,8475	39,78	101 Pschibul, Ralf
131	38	18,29	2,0776	27,5665	39,38	73 Vollbrecht, Michael
132	68	33,13	2,0525	27,2332	38,90	212 Erb, Ehrhard
133	37	18,18	2,0352	27,0035	38,58	243 Rösner, Frank
134	53	26,15	2,0268	26,8915	38,42	215 Füger, Christian
135	33	16,31	2,0233	26,8455	38,35	187 Koch, Robert
136	40	19,81	2,0192	26,7909	38,27	85 Burkhart, Rita
137	32	15,93	2,0088	26,6530	38,08	37 Freitag, Andreas
138	44	22,04	1,9964	26,4882	37,84	165 Habicht, Stefan

STANDARD -- Overall Stage Results

DM 2010 IPSC Standard

Printed Juni 27, 2010 at 18:02



Stage 2 -- Stage 2

	PTS	TIME	HIT FACTOR	STAGE POINTS	STAGE PERCENT	COMPETITOR # Name
139	51	25,62	1,9906	26,4121	37,73	185 Biedermann, Wolfgang
140	48	24,22	1,9818	26,2953	37,56	52 Weiler, Manfred
141	45	23,41	1,9223	25,5048	36,44	238 Höhn, Klaus
142	42	21,90	1,9178	25,4458	36,35	107 Bauer, Jochen
143	39	20,40	1,9118	25,3656	36,24	258 Schirm, Karsten
144	64	33,63	1,9031	25,2502	36,07	211 Erb, Margit
145	39	20,73	1,8813	24,9618	35,66	87 Kunisch, Matthias
146	46	24,67	1,8646	24,7400	35,34	172 Schäfer, Patric
147	39	21,21	1,8388	24,3969	34,85	157 Pixberg, Frank
148	54	30,31	1,7816	23,6385	33,77	33 Braun, Jürgen
149	51	29,42	1,7335	23,0006	32,86	83 Tutschke, Petra
150	37	21,63	1,7106	22,6964	32,42	104 Schoenen, Andreas
151	32	19,60	1,6327	21,6623	30,95	183 Wallbaum, Stefan
152	60	36,89	1,6265	21,5801	30,83	291 Stettmisch, Rainer
153	60	37,69	1,5919	21,1221	30,17	135 Vaupel, Cora
154	65	41,04	1,5838	21,0144	30,02	162 Kahler, Peter
155	23	14,67	1,5678	20,8022	29,72	254 Etges, Michael
156	32	20,94	1,5282	20,2761	28,97	251 Thomanetz, Bernd
157	31	21,63	1,4332	19,0159	27,17	197 Völker, Klaus E.
158	32	25,14	1,2729	16,8887	24,13	88 Knoblauch, Gisela
159	43	35,98	1,1951	15,8569	22,65	285 Wienbreyer, Michael
160	22	18,45	1,1924	15,8211	22,60	148 Ratta, Maurizio
161	18	15,17	1,1866	15,7434	22,49	120 Wiegand, Maximilian
162	35	30,33	1,1540	15,3111	21,87	281 Monaco, Dr. Anton D.
163	33	28,63	1,1526	15,2934	21,85	252 Lachenmayer, Sonja
164	42	37,00	1,1351	15,0612	21,52	102 Bahde, Bernd
165	19	17,16	1,1072	14,6909	20,99	74 Pelzer, Werner
166	19	17,88	1,0626	14,0993	20,14	91 Schwarz, Andreas
167	21	19,90	1,0553	14,0016	20,00	250 Buchleitner, Jürgen
168	20	19,34	1,0341	13,7210	19,60	100 Mariack-Kraft, Lisa
169	41	39,93	1,0268	13,6237	19,46	282 Klatt, Kuno
170	16	16,25	0,9846	13,0641	18,66	256 Pfeiffer, Andreas
171	26	26,79	0,9705	12,8769	18,40	139 Weiss, Ines
172	21	22,88	0,9178	12,1780	17,40	190 Lotz, Markus
173	18	22,96	0,7840	10,4019	14,86	229 Fleischer, Claudia
174	24	31,74	0,7561	10,0327	14,33	268 Schmid, Patrik
175	14	18,62	0,7519	9,9761	14,25	228 Fleischer, Alexander
176	20	26,64	0,7508	9,9611	14,23	153 Moskopp, Georg
177	31	43,44	0,7136	9,4685	13,53	294 Schröder, Sigurd
178	12	17,11	0,7013	9,3056	13,29	253 Perey, Stefan
179	20	34,05	0,5874	7,7934	11,13	159 Krause, Klaus
180	11	19,74	0,5572	7,3936	10,56	216 Schneider, Lothar
181	16	29,82	0,5366	7,1191	10,17	164 Yates, Mark
182	8	16,60	0,4819	6,3943	9,13	161 Graeve, Daniel von
183	5	13,03	0,3837	5,0914	7,27	140 Kuenzler, Oliver
184	6	20,77	0,2889	3,8329	5,48	255 Brunner, Martin

STANDARD -- Overall Stage Results

DM 2010 IPSC Standard

Printed Juni 27, 2010 at 18:02



Stage 2 -- Stage 2

	PTS	TIME	HIT FACTOR	STAGE POINTS	STAGE PERCENT	COMPETITOR # Name
185	8	27,83	0,2875	3,8141	5,45	117 Scherer, Michael
186	10	37,03	0,2701	3,5831	5,12	237 Longwitz, Jörg
187	0	22,34	0,0000	0,0000	0,00	287 Kurenbach, Ralf
188	0	16,98	0,0000	0,0000	0,00	143 Möller, Klaus
189	0	19,95	0,0000	0,0000	0,00	225 Jung, Flo
190	0	14,05	0,0000	0,0000	0,00	244 Lentz, Arne
191	0	27,22	0,0000	0,0000	0,00	220 Gehrsitz, Michael
192	0	15,62	0,0000	0,0000	0,00	177 Best, Max
193	0	19,60	0,0000	0,0000	0,00	263 Saller, Curt
194	0	21,25	0,0000	0,0000	0,00	106 Winter, Mark

STANDARD -- Overall Stage Results

DM 2010 IPSC Standard

Printed Juni 27, 2010 at 18:02



Stage 3 -- Stage 3

	PTS	TIME	HIT FACTOR	STAGE POINTS	STAGE PERCENT	COMPETITOR # Name
1	63	10,24	6,1523	65,0000	100,00	111 Schmidt, Tino
2	47	7,93	5,9269	62,6177	96,33	71 Damm, Oliver
3	62	10,56	5,8712	62,0298	95,43	204 Zobrist, Roger
4	62	10,63	5,8325	61,6213	94,80	158 Astroth, Marcus
5	64	11,18	5,7245	60,4799	93,05	244 Lentz, Arne
6	61	11,51	5,2997	55,9922	86,14	76 Trautmann, Ralf
7	56	10,76	5,2045	54,9855	84,59	82 Tagliamonte, Raffaele
8	57	10,96	5,2007	54,9461	84,53	60 Kummer, Steven
9	65	12,50	5,2000	54,9384	84,52	128 Trautvetter, Ingo
10	59	12,28	4,8046	50,7606	78,09	89 Nothnagel, Nils
11	57	12,04	4,7342	50,0174	76,95	46 Wessely, Rene
12	63	13,33	4,7262	49,9325	76,82	67 Jesch, Rado
13	59	12,56	4,6975	49,6290	76,35	108 Denk, Matthias
14	58	12,37	4,6888	49,5372	76,21	75 Pelzer, Simon
15	51	10,92	4,6703	49,3424	75,91	262 Maier, Klaus
16	59	12,66	4,6603	49,2369	75,75	94 Löffler, Volker
17	56	12,11	4,6243	48,8559	75,16	168 Friedrich, Martin
18	43	9,30	4,6237	48,8493	75,15	188 Eggert, Timm
19	60	13,11	4,5767	48,3528	74,39	186 Kniep, Christian
20	58	12,68	4,5741	48,3261	74,35	109 Essen, Olaf van
21	61	13,40	4,5522	48,0948	73,99	45 Loch, Marijan
22	57	12,57	4,5346	47,9085	73,71	119 Wiegand, Max
23	59	13,08	4,5107	47,6559	73,32	187 Koch, Robert
24	61	13,65	4,4689	47,2139	72,64	83 Tutschke, Petra
25	45	10,08	4,4643	47,1655	72,56	61 Kummer, Patrick
26	57	12,80	4,4531	47,0476	72,38	174 Lehmann, Stephan
27	54	12,20	4,4262	46,7635	71,94	170 Sturm, Thomas
28	59	13,36	4,4162	46,6572	71,78	51 Köhler, Andreas
29	51	11,59	4,4003	46,4900	71,52	235 Papzien, Siegbert
30	60	13,69	4,3828	46,3042	71,24	74 Pelzer, Werner
31	59	13,49	4,3736	46,2075	71,09	136 Rauch, Richard
32	53	12,14	4,3657	46,1243	70,96	64 Tann, Joachim von der
33	55	12,76	4,3103	45,5391	70,06	189 Blank, Andreas
34	51	12,05	4,2324	44,7153	68,79	143 Möller, Klaus
35	48	11,37	4,2216	44,6019	68,62	247 Käsberger, Hans-Jörg
36	59	14,04	4,2023	44,3974	68,30	161 Graeve, Daniel von
37	59	14,06	4,1963	44,3343	68,21	126 Henn, Frank
38	58	14,28	4,0616	42,9114	66,02	137 Blana, Michael
39	60	14,82	4,0486	42,7736	65,81	179 Schiffmann, Erik
40	59	14,59	4,0439	42,7238	65,73	193 Holm, Volker
41	62	15,36	4,0365	42,6455	65,61	41 Heinemann, Sascha
42	55	13,64	4,0323	42,6011	65,54	50 Eggert, Kurt
43	55	13,69	4,0175	42,4455	65,30	231 Perrot, Laurent
44	55	13,82	3,9797	42,0463	64,69	44 Kuhn, Manfred
45	59	14,91	3,9571	41,8068	64,32	131 Marquardt, Uwe
46	60	15,20	3,9474	41,7043	64,16	113 Pluto, Gerhard

STANDARD -- Overall Stage Results

DM 2010 IPSC Standard

Printed Juni 27, 2010 at 18:02



Stage 3 -- Stage 3

	PTS	TIME	HIT FACTOR	STAGE POINTS	STAGE PERCENT	COMPETITOR # Name
47	59	14,97	3,9412	41,6393	64,06	66 Schütz, Michael
48	60	15,24	3,9370	41,5948	63,99	56 Jakob, Herbert
49	46	11,80	3,8983	41,1859	63,36	48 Bettermann, Heribert
50	61	15,68	3,8903	41,1014	63,23	59 Wohlmuth, Markus
51	57	14,71	3,8749	40,9388	62,98	166 Mansion, Boris
52	53	13,71	3,8658	40,8424	62,83	207 Haben, Jörg
53	57	14,79	3,8540	40,7173	62,64	39 Müller, Jörg
54	61	15,92	3,8317	40,4818	62,28	153 Moskopp, Georg
55	60	15,73	3,8144	40,2991	62,00	217 Hubig, Steffen
56	56	14,73	3,8018	40,1660	61,79	36 Scheper, Hubert
57	57	15,12	3,7698	39,8287	61,27	90 Knoblauch, Manfred
58	47	12,49	3,7630	39,7565	61,16	284 Nothnagel, Wolfgang
59	57	15,30	3,7255	39,3601	60,55	293 Weuster, Frank
60	56	15,15	3,6964	39,0524	60,08	33 Braun, Jürgen
61	51	13,87	3,6770	38,8478	59,77	129 Spoerner, Oliver
62	57	15,53	3,6703	38,7772	59,66	295 Bowakow, Ludwig
63	57	15,64	3,6445	38,5044	59,24	99 Kraft, Herbert
64	55	15,12	3,6376	38,4312	59,12	123 Brauer, Detlev
65	58	15,99	3,6273	38,3224	58,96	245 Remek, Claudia
66	42	11,86	3,5413	37,4143	57,56	203 Midgley, Gregory
67	43	12,17	3,5333	37,3294	57,43	140 Kuenzler, Oliver
68	42	11,92	3,5235	37,2260	57,27	248 Stobbe, Markus
69	60	17,10	3,5088	37,0705	57,03	226 Gerard, Joel
70	51	14,59	3,4955	36,9307	56,82	120 Wiegand, Maximilian
71	47	13,50	3,4815	36,7821	56,59	130 Ballüer, Thomas
72	60	17,25	3,4783	36,7481	56,54	43 Schmickler, Friedrich
73	32	9,29	3,4446	36,3921	55,99	233 Spies, Axel
74	55	16,01	3,4354	36,2948	55,84	42 Stephan, Johann
75	51	14,87	3,4297	36,2353	55,75	145 Jakob, Frank
76	53	15,48	3,4238	36,1724	55,65	150 Hoiss, Michael
77	58	17,17	3,3780	35,6887	54,91	86 Burkhart, Helmut
78	58	17,38	3,3372	35,2575	54,24	291 Stettensch, Rainer
79	60	17,99	3,3352	35,2365	54,21	249 Klees, Guido
80	42	12,61	3,3307	35,1890	54,14	173 Markopoulos, Georgios
81	43	12,93	3,3256	35,1352	54,05	68 Klingberg, Anja
82	59	17,76	3,3221	35,0980	54,00	177 Best, Max
83	55	16,66	3,3013	34,8787	53,66	227 Fleischer, Thomas
84	55	16,81	3,2719	34,5675	53,18	38 Altin, Ergün
85	55	16,86	3,2622	34,4650	53,02	253 Perey, Stefan
86	51	15,68	3,2526	34,3635	52,87	62 Biereigel, Thomas
87	55	16,91	3,2525	34,3631	52,87	230 Schreiner, Michael
88	49	15,21	3,2216	34,0361	52,36	260 Zwickl, Ralf
89	51	16,10	3,1677	33,4670	51,49	191 Zucker, Holger
90	61	19,38	3,1476	33,2544	51,16	234 Hatje, Peter
91	42	13,36	3,1437	33,2136	51,10	95 Terving, Armin
92	46	14,70	3,1293	33,0608	50,86	202 Seeger, Eugen

STANDARD -- Overall Stage Results

DM 2010 IPSC Standard

Printed Juni 27, 2010 at 18:02



Stage 3 -- Stage 3

	PTS	TIME	HIT FACTOR	STAGE POINTS	STAGE PERCENT	COMPETITOR # Name
93	45	14,61	3,0801	32,5413	50,06	162 Kahler, Peter
94	48	15,59	3,0789	32,5288	50,04	221 Mohr, Uwe
95	62	20,15	3,0769	32,5079	50,01	194 Laetsch, Harald
96	48	15,65	3,0671	32,4041	49,85	228 Fleischer, Alexander
97	53	17,29	3,0654	32,3857	49,82	47 Dietz, Stefan
98	55	17,98	3,0590	32,3181	49,72	52 Weiler, Manfred
99	55	18,14	3,0320	32,0330	49,28	87 Kunisch, Matthias
100	55	18,22	3,0187	31,8924	49,07	93 Kelterbaum, Reinhard
101	64	21,55	2,9698	31,3766	48,27	278 Bern, Michael
102	60	20,23	2,9659	31,3349	48,21	142 Brecht, Matthias
103	57	19,50	2,9231	30,8825	47,51	219 Zieffle, Wolfgang
104	59	20,39	2,8936	30,5709	47,03	256 Pfeiffer, Andreas
105	59	20,54	2,8724	30,3476	46,69	229 Fleischer, Claudia
106	59	20,56	2,8696	30,3181	46,64	215 Fuger, Christian
107	53	18,48	2,8680	30,3003	46,62	106 Winter, Mark
108	38	13,27	2,8636	30,2542	46,54	127 Clausen, Torsten
109	44	15,44	2,8497	30,1077	46,32	121 Wittmann, Klaus
110	62	21,85	2,8375	29,9787	46,12	169 Friedrich, Guenter
111	51	18,07	2,8224	29,8184	45,87	208 Schmidt, Frank
112	62	22,19	2,7941	29,5194	45,41	171 Altmaier, Michael
113	59	21,19	2,7843	29,4167	45,26	181 Krueger, Donald
114	61	21,96	2,7778	29,3474	45,15	151 Konstantin, Andreas
115	49	17,85	2,7451	29,0022	44,62	144 Wallroth, Marion
116	61	22,69	2,6884	28,4033	43,70	172 Schafer, Patric
117	44	16,40	2,6829	28,3453	43,61	243 Rosner, Frank
118	63	23,52	2,6786	28,2993	43,54	49 Holzapfel, Christian
119	49	18,32	2,6747	28,2581	43,47	216 Schneider, Lothar
120	48	18,12	2,6490	27,9870	43,06	195 Volker, Lutz
121	55	20,78	2,6468	27,9634	43,02	201 Peter, Franz
122	43	16,26	2,6445	27,9396	42,98	240 Greissl, Andreas
123	47	17,93	2,6213	27,6943	42,61	157 Pixberg, Frank
124	59	22,63	2,6072	27,5448	42,38	252 Lachenmayer, Sonja
125	53	20,53	2,5816	27,2747	41,96	257 Schomacker, Heinz
126	38	14,95	2,5418	26,8544	41,31	105 Graff, Harald
127	46	18,18	2,5303	26,7323	41,13	182 Wittmann, Horst
128	44	17,40	2,5287	26,7163	41,10	220 Gehrsitz, Michael
129	57	22,71	2,5099	26,5174	40,80	63 Kirsch, Patrik
130	47	18,73	2,5093	26,5114	40,79	103 Terving, Theo
131	51	20,56	2,4805	26,2072	40,32	197 Volker, Klaus E.
132	30	12,30	2,4390	25,7685	39,64	55 Klose, Jens
133	55	22,56	2,4379	25,7571	39,63	139 Weiss, Ines
134	40	16,75	2,3881	25,2300	38,82	178 Best, Peter
135	26	11,10	2,3423	24,7470	38,07	292 Kahl, Michael
136	36	15,42	2,3346	24,6656	37,95	37 Freitag, Andreas
137	31	13,40	2,3134	24,4416	37,60	79 Gallenbach, Dr. Heinz
138	53	22,96	2,3084	24,3880	37,52	255 Brunner, Martin

STANDARD -- Overall Stage Results

DM 2010 IPSC Standard

Printed Juni 27, 2010 at 18:02



Stage 3 -- Stage 3

	PTS	TIME	HIT FACTOR	STAGE POINTS	STAGE PERCENT	COMPETITOR # Name
139	44	19,09	2,3049	24,3512	37,46	149 Aron, Michael
140	46	20,41	2,2538	23,8115	36,63	100 Mariack-Kraft, Lisa
141	32	14,51	2,2054	23,3000	35,85	224 Jung, Rudi
142	44	20,04	2,1956	23,1968	35,69	266 Knümann, Guido
143	42	19,44	2,1605	22,8258	35,12	196 Sebelin, Skarthe
144	26	12,18	2,1346	22,5527	34,70	91 Schwarz, Andreas
145	55	26,10	2,1073	22,2636	34,25	135 Vaupel, Cora
146	40	19,09	2,0953	22,1374	34,06	251 Thomanetz, Bernd
147	33	15,76	2,0939	22,1223	34,03	209 Vogel, Stefan
148	45	21,79	2,0652	21,8187	33,57	185 Biedermann, Wolfgang
149	51	24,71	2,0639	21,8057	33,55	287 Kurenbach, Ralf
150	38	18,53	2,0507	21,6661	33,33	263 Saller, Curt
151	58	28,76	2,0167	21,3065	32,78	264 Ritter, Maximilian
152	19	9,52	1,9958	21,0858	32,44	223 Heller, Peter
153	57	28,70	1,9861	20,9829	32,28	167 Mansion, Frauke
154	42	21,94	1,9143	20,2249	31,12	148 Ratta, Maurizio
155	34	18,00	1,8889	19,9563	30,70	180 Rogmann, Jürgen
156	43	23,22	1,8519	19,5650	30,10	265 Rothert, Marcus
157	40	21,62	1,8501	19,5469	30,07	101 Pschibul, Ralf
158	24	12,99	1,8476	19,5198	30,03	267 BoBlet, Peter
159	49	26,61	1,8414	19,4547	29,93	165 Habicht, Stefan
160	44	24,11	1,8250	19,2809	29,66	73 Vollbrecht, Michael
161	61	34,26	1,7805	18,8111	28,94	164 Yates, Mark
162	32	18,02	1,7758	18,7615	28,86	268 Schmid, Patrik
163	49	27,62	1,7741	18,7433	28,84	239 Karbaumer, Rainer
164	23	13,45	1,7100	18,0667	27,79	269 Wüsthoff, Sebastian
165	48	28,20	1,7021	17,9831	27,67	176 Wissgott, Thomas
166	31	18,34	1,6903	17,8581	27,47	258 Schirm, Karsten
167	42	25,75	1,6311	17,2324	26,51	159 Krause, Klaus
168	27	16,68	1,6187	17,1017	26,31	236 Gkazonis, Viktor
169	38	23,97	1,5853	16,7490	25,77	250 Buchleitner, Jürgen
170	36	22,84	1,5762	16,6525	25,62	237 Longwitz, Jörg
171	34	21,76	1,5625	16,5079	25,40	290 Wieder, Werner
172	31	20,42	1,5181	16,0391	24,68	107 Bauer, Jochen
173	50	34,36	1,4552	15,3741	23,65	138 Bartell, Gerd
174	31	21,37	1,4506	15,3260	23,58	190 Lotz, Markus
175	44	30,42	1,4464	15,2815	23,51	116 Kuhlmann, Norbert
176	36	29,06	1,2388	13,0882	20,14	104 Schoenen, Andreas
177	38	31,95	1,1894	12,5657	19,33	282 Klatt, Kuno
178	25	21,38	1,1693	12,3539	19,01	238 Höhn, Klaus
179	16	13,88	1,1527	12,1788	18,74	246 Dose, Klaus-Peter
180	20	17,50	1,1429	12,0744	18,58	198 Dehn, Heinz
181	25	22,27	1,1226	11,8602	18,25	225 Jung, Flo
182	27	24,33	1,1097	11,7245	18,04	88 Knoblauch, Gisela
183	49	46,18	1,0611	11,2102	17,25	281 Monaco, Dr. Anton D.
184	10	11,43	0,8749	9,2433	14,22	254 Etges, Michael

STANDARD -- Overall Stage Results

DM 2010 IPSC Standard

Printed Juni 27, 2010 at 18:02



Stage 3 -- Stage 3

	PTS	TIME	HIT FACTOR	STAGE POINTS	STAGE PERCENT	COMPETITOR # Name
185	26	32,98	0,7884	8,3291	12,81	211 Erb, Margit
186	34	43,37	0,7840	8,2825	12,74	85 Burkhart, Rita
187	36	51,77	0,6954	7,3468	11,30	294 Schröder, Sigurd
188	24	39,25	0,6115	6,4602	9,94	117 Scherer, Michael
189	10	23,92	0,4181	4,4168	6,80	110 Dahmen, Werner
190	3	27,66	0,1085	1,1459	1,76	212 Erb, Ehrhard
191	0	16,10	0,0000	0,0000	0,00	133 Ruzanji, Harold
192	0	28,71	0,0000	0,0000	0,00	183 Wallbaum, Stefan
193	0	0,00	0,0000	0,0000	0,00	285 Wienbreyer, Michael
194	0	55,67	0,0000	0,0000	0,00	102 Bahde, Bernd

STANDARD -- Overall Stage Results

DM 2010 IPSC Standard

Printed Juni 27, 2010 at 18:02



Stage 4 -- Stage 4

	PTS	TIME	HIT FACTOR	STAGE POINTS	STAGE PERCENT	COMPETITOR # Name
1	92	11,80	7,7966	100,0000	100,00	71 Damm, Oliver
2	96	13,32	7,2072	92,4403	92,44	61 Kummer, Patrick
3	97	14,10	6,8794	88,2362	88,24	244 Lentz, Arne
4	86	12,61	6,8200	87,4737	87,47	204 Zobrist, Roger
5	93	13,92	6,6810	85,6915	85,69	66 Schütz, Michael
6	88	13,27	6,6315	85,0562	85,06	33 Braun, Jürgen
7	88	13,30	6,6165	84,8643	84,86	60 Kummer, Steven
8	90	13,63	6,6031	84,6917	84,69	111 Schmidt, Tino
9	92	14,27	6,4471	82,6910	82,69	64 Tann, Joachim von der
10	93	14,66	6,3438	81,3660	81,37	140 Kuenzler, Oliver
11	90	14,42	6,2413	80,0519	80,05	126 Henn, Frank
12	93	15,32	6,0705	77,8607	77,86	76 Trautmann, Ralf
13	91	15,00	6,0667	77,8116	77,81	170 Sturm, Thomas
14	82	13,68	5,9942	76,8815	76,88	120 Wiegand, Maximilian
15	92	15,49	5,9393	76,1782	76,18	45 Loch, Marijan
16	88	14,86	5,9219	75,9553	75,96	48 Bettermann, Heribert
17	86	14,57	5,9025	75,7065	75,71	293 Weuster, Frank
18	93	16,11	5,7728	74,0426	74,04	158 Astroth, Marcus
19	78	13,56	5,7522	73,7784	73,78	223 Heller, Peter
20	85	14,78	5,7510	73,7630	73,76	56 Jakob, Herbert
21	90	15,67	5,7435	73,6661	73,67	231 Perrot, Laurent
22	79	13,79	5,7288	73,4779	73,48	203 Midgley, Gregory
23	90	15,73	5,7216	73,3851	73,39	207 Haben, Jörg
24	90	15,88	5,6675	72,6919	72,69	247 Käsberger, Hans-Jörg
25	89	15,73	5,6580	72,5697	72,57	75 Pelzer, Simon
26	97	17,26	5,6199	72,0817	72,08	50 Eggert, Kurt
27	90	16,10	5,5901	71,6986	71,70	248 Stobbe, Markus
28	73	13,08	5,5810	71,5829	71,58	89 Nothnagel, Nils
29	86	15,63	5,5022	70,5722	70,57	189 Blank, Andreas
30	92	16,79	5,4795	70,2799	70,28	51 Köhler, Andreas
31	84	15,36	5,4688	70,1427	70,14	292 Kahl, Michael
32	88	16,21	5,4287	69,6296	69,63	130 Ballüer, Thomas
33	94	17,60	5,3409	68,5030	68,50	93 Kelterbaum, Reinhard
34	96	18,14	5,2922	67,8779	67,88	68 Klingberg, Anja
35	79	15,00	5,2667	67,5507	67,55	188 Eggert, Timm
36	82	15,73	5,2130	66,8620	66,86	119 Wiegand, Max
37	92	17,83	5,1598	66,1806	66,18	173 Markopoulos, Georgios
38	82	16,28	5,0369	64,6031	64,60	123 Brauer, Detlev
39	91	18,29	4,9754	63,8149	63,81	79 Gallenbach, Dr. Heinz
40	94	19,26	4,8806	62,5988	62,60	179 Schiffmann, Erik
41	86	17,77	4,8396	62,0733	62,07	174 Lehmann, Stephan
42	82	16,98	4,8292	61,9399	61,94	187 Koch, Robert
43	89	18,77	4,7416	60,8163	60,82	185 Biedermann, Wolfgang
44	84	17,72	4,7404	60,8009	60,80	168 Friedrich, Martin
45	70	14,77	4,7393	60,7871	60,79	82 Tagliamonte, Raffaele
46	86	18,25	4,7123	60,4407	60,44	59 Wohlmuth, Markus

STANDARD -- Overall Stage Results

DM 2010 IPSC Standard

Printed Juni 27, 2010 at 18:02



Stage 4 -- Stage 4

	PTS	TIME	HIT FACTOR	STAGE POINTS	STAGE PERCENT	COMPETITOR # Name
47	82	17,45	4,6991	60,2716	60,27	99 Kraft, Herbert
48	66	14,20	4,6479	59,6142	59,61	109 Essen, Olaf van
49	68	14,66	4,6385	59,4934	59,49	94 Löffler, Volker
50	76	16,48	4,6117	59,1494	59,15	129 Spoerner, Oliver
51	76	16,50	4,6061	59,0777	59,08	145 Jakob, Frank
52	82	17,87	4,5887	58,8550	58,86	295 Bowakow, Ludwig
53	90	19,91	4,5203	57,9783	57,98	73 Vollbrecht, Michael
54	80	17,71	4,5172	57,9383	57,94	169 Friedrich, Guenter
55	94	20,83	4,5127	57,8806	57,88	153 Moskopp, Georg
56	92	20,40	4,5098	57,8431	57,84	233 Spies, Axel
57	94	20,86	4,5062	57,7973	57,80	136 Rauch, Richard
58	87	19,32	4,5031	57,7572	57,76	74 Pelzer, Werner
59	75	16,67	4,4991	57,7058	57,71	162 Kahler, Peter
60	78	17,35	4,4957	57,6619	57,66	240 Greissl, Andreas
61	92	20,53	4,4812	57,4769	57,48	230 Schreiner, Michael
62	92	20,67	4,4509	57,0876	57,09	131 Marquardt, Uwe
63	78	17,58	4,4369	56,9076	56,91	108 Denk, Matthias
64	86	19,40	4,4330	56,8579	56,86	44 Kuhn, Manfred
65	71	16,04	4,4264	56,7738	56,77	137 Blana, Michael
66	86	19,51	4,4080	56,5373	56,54	143 Möller, Klaus
67	94	21,39	4,3946	56,3652	56,37	166 Mansion, Boris
68	90	20,54	4,3817	56,2000	56,20	105 Gräff, Harald
69	70	16,02	4,3695	56,0441	56,04	284 Nothnagel, Wolfgang
70	88	20,25	4,3457	55,7381	55,74	39 Müller, Jörg
71	87	20,07	4,3348	55,5989	55,60	186 Kniep, Christian
72	76	17,58	4,3231	55,4484	55,45	55 Klose, Jens
73	84	19,51	4,3055	55,2225	55,22	224 Jung, Rudi
74	80	18,67	4,2849	54,9591	54,96	90 Knoblauch, Manfred
75	94	21,95	4,2825	54,9272	54,93	245 Remek, Claudia
76	86	20,15	4,2680	54,7416	54,74	128 Trautvetter, Ingo
77	91	21,47	4,2385	54,3630	54,36	221 Mohr, Uwe
78	70	16,74	4,1816	53,6336	53,63	83 Tutschke, Petra
79	93	22,40	4,1518	53,2512	53,25	171 Altmaier, Michael
80	70	16,90	4,1420	53,1258	53,13	269 Wüsthoff, Sebastian
81	92	22,26	4,1330	53,0099	53,01	208 Schmidt, Frank
82	95	23,15	4,1037	52,6340	52,63	194 Laetsch, Harald
83	71	17,33	4,0969	52,5477	52,55	46 Wessely, Rene
84	80	19,71	4,0589	52,0592	52,06	150 Hoiss, Michael
85	72	17,75	4,0563	52,0269	52,03	225 Jung, Flo
86	82	20,30	4,0394	51,8098	51,81	42 Stephan, Johann
87	92	22,78	4,0386	51,7998	51,80	209 Vogel, Stefan
88	92	22,89	4,0192	51,5509	51,55	197 Völker, Klaus E.
89	93	23,14	4,0190	51,5482	51,55	52 Weiler, Manfred
90	94	23,42	4,0137	51,4796	51,48	182 Wittmann, Horst
91	69	17,28	3,9931	51,2153	51,22	262 Maier, Klaus
92	54	13,53	3,9911	51,1906	51,19	254 Etges, Michael

STANDARD -- Overall Stage Results

DM 2010 IPSC Standard

Printed Juni 27, 2010 at 18:02



Stage 4 -- Stage 4

	PTS	TIME	HIT FACTOR	STAGE POINTS	STAGE PERCENT	COMPETITOR # Name
93	70	17,71	3,9526	50,6960	50,70	267 Boßlet, Peter
94	93	23,69	3,9257	50,3515	50,35	249 Klees, Guido
95	78	19,88	3,9235	50,3237	50,32	133 Ruzanji, Harold
96	90	22,98	3,9164	50,2327	50,23	278 Bern, Michael
97	94	24,05	3,9085	50,1311	50,13	196 Sebelin, Skarthe
98	92	23,60	3,8983	50,0000	50,00	121 Wittmann, Klaus
99	91	23,56	3,8625	49,5405	49,54	216 Schneider, Lothar
100	80	20,73	3,8591	49,4977	49,50	149 Aron, Michael
101	77	19,98	3,8539	49,4299	49,43	86 Burkhart, Helmut
102	94	24,46	3,8430	49,2908	49,29	265 Rothert, Marcus
103	86	22,42	3,8359	49,1991	49,20	198 Dehn, Heinz
104	95	25,18	3,7728	48,3907	48,39	165 Habicht, Stefan
105	86	22,89	3,7571	48,1889	48,19	263 Saller, Curt
106	89	23,78	3,7426	48,0034	48,00	176 Wissgott, Thomas
107	86	22,99	3,7408	47,9793	47,98	202 Seeger, Eugen
108	70	18,77	3,7294	47,8330	47,83	253 Perey, Stefan
109	88	23,61	3,7272	47,8058	47,81	256 Pfeiffer, Andreas
110	90	24,18	3,7221	47,7398	47,74	167 Mansion, Frauke
111	88	23,65	3,7209	47,7250	47,72	193 Holm, Volker
112	72	19,36	3,7190	47,7003	47,70	67 Jesch, Rado
113	96	25,82	3,7180	47,6880	47,69	264 Ritter, Maximilian
114	78	21,01	3,7125	47,6171	47,62	151 Konstantin, Andreas
115	80	21,57	3,7089	47,5701	47,57	49 Holzapfel, Christian
116	92	25,31	3,6349	46,6219	46,62	101 Pschibul, Ralf
117	55	15,24	3,6089	46,2884	46,29	226 Gerard, Joel
118	89	24,69	3,6047	46,2342	46,23	91 Schwarz, Andreas
119	87	24,14	3,6040	46,2249	46,22	180 Rogmann, Jürgen
120	64	17,83	3,5895	46,0387	46,04	161 Graeve, Daniel von
121	80	22,37	3,5762	45,8689	45,87	191 Zucker, Holger
122	87	24,63	3,5323	45,3053	45,31	201 Peter, Franz
123	60	17,17	3,4945	44,8203	44,82	127 Clausen, Torsten
124	90	25,87	3,4789	44,6211	44,62	266 Knümann, Guido
125	86	24,83	3,4636	44,4238	44,42	217 Hubig, Steffen
126	96	27,90	3,4409	44,1328	44,13	113 Pluto, Gerhard
127	70	20,35	3,4398	44,1192	44,12	95 Terving, Armin
128	68	19,82	3,4309	44,0047	44,00	38 Altin, Ergün
129	70	20,49	3,4163	43,8178	43,82	195 Völker, Lutz
130	78	23,00	3,3913	43,4972	43,50	107 Bauer, Jochen
131	76	22,59	3,3643	43,1511	43,15	43 Schmickler, Friedrich
132	80	23,88	3,3501	42,9685	42,97	251 Thomanetz, Bernd
133	72	21,59	3,3349	42,7734	42,77	110 Dahmen, Werner
134	69	20,89	3,3030	42,3648	42,36	236 Gkazonis, Viktor
135	75	22,86	3,2808	42,0803	42,08	85 Burkhart, Rita
136	98	30,12	3,2537	41,7316	41,73	172 Schäfer, Patric
137	90	27,67	3,2526	41,7184	41,72	157 Pixberg, Frank
138	67	20,91	3,2042	41,0975	41,10	227 Fleischer, Thomas

STANDARD -- Overall Stage Results

DM 2010 IPSC Standard

Printed Juni 27, 2010 at 18:02



Stage 4 -- Stage 4

	PTS	TIME	HIT FACTOR	STAGE POINTS	STAGE PERCENT	COMPETITOR # Name
139	67	20,95	3,1981	41,0190	41,02	62 Biereigel, Thomas
140	73	22,91	3,1864	40,8688	40,87	190 Lotz, Markus
141	96	30,18	3,1809	40,7987	40,80	257 Schomacker, Heinz
142	80	25,37	3,1533	40,4449	40,44	258 Schirm, Karsten
143	78	24,80	3,1452	40,3401	40,34	220 Gehrsitz, Michael
144	63	20,10	3,1343	40,2012	40,20	116 Kuhlmann, Norbert
145	59	19,18	3,0761	39,4546	39,45	178 Best, Peter
146	80	26,08	3,0675	39,3438	39,34	88 Knoblauch, Gisela
147	76	24,93	3,0485	39,1008	39,10	144 Wallroth, Marion
148	89	29,39	3,0282	38,8405	38,84	148 Ratta, Maurizio
149	63	20,85	3,0216	38,7551	38,76	235 Papzien, Siegbert
150	68	22,94	2,9643	38,0198	38,02	228 Fleischer, Alexander
151	65	22,23	2,9240	37,5032	37,50	104 Schoenen, Andreas
152	66	22,83	2,8909	37,0794	37,08	36 Scheper, Hubert
153	65	22,89	2,8397	36,4218	36,42	268 Schmid, Patrik
154	80	29,32	2,7285	34,9961	35,00	47 Dietz, Stefan
155	84	31,04	2,7062	34,7098	34,71	41 Heinemann, Sascha
156	88	32,60	2,6994	34,6226	34,62	234 Hatje, Peter
157	74	27,47	2,6938	34,5515	34,55	219 Zieffle, Wolfgang
158	98	36,60	2,6776	34,3431	34,34	212 Erb, Ehrhard
159	52	19,46	2,6721	34,2732	34,27	250 Buchleitner, Jürgen
160	88	33,20	2,6506	33,9969	34,00	159 Krause, Klaus
161	80	30,26	2,6438	33,9090	33,91	282 Klatt, Kuno
162	78	29,60	2,6351	33,7985	33,80	252 Lachenmayer, Sonja
163	87	33,17	2,6229	33,6409	33,64	87 Kunisch, Matthias
164	81	30,91	2,6205	33,6109	33,61	164 Yates, Mark
165	94	36,97	2,5426	32,6116	32,61	135 Vaupel, Cora
166	93	36,58	2,5424	32,6087	32,61	138 Bartell, Gerd
167	82	32,88	2,4939	31,9872	31,99	237 Longwitz, Jörg
168	84	33,92	2,4764	31,7627	31,76	238 Höhn, Klaus
169	65	26,52	2,4510	31,4365	31,44	181 Krueger, Donald
170	71	29,84	2,3794	30,5178	30,52	239 Karbaumer, Rainer
171	63	26,74	2,3560	30,2185	30,22	177 Best, Max
172	50	22,41	2,2311	28,6169	28,62	106 Winter, Mark
173	50	22,80	2,1930	28,1274	28,13	139 Weiss, Ines
174	47	21,55	2,1810	27,9734	27,97	63 Kirsch, Patrik
175	69	32,55	2,1198	27,1889	27,19	287 Kurenbach, Ralf
176	47	22,46	2,0926	26,8400	26,84	260 Zwickl, Ralf
177	55	26,32	2,0897	26,8022	26,80	229 Fleischer, Claudia
178	72	35,41	2,0333	26,0796	26,08	246 Dose, Klaus-Peter
179	82	40,40	2,0297	26,0331	26,03	142 Brecht, Matthias
180	55	27,10	2,0295	26,0308	26,03	215 Füger, Christian
181	54	28,70	1,8815	24,1327	24,13	290 Wieder, Werner
182	81	45,30	1,7881	22,9341	22,93	102 Bahde, Bernd
183	44	27,75	1,5856	20,3369	20,34	183 Wallbaum, Stefan
184	46	29,43	1,5630	20,0476	20,05	211 Erb, Margit

STANDARD -- Overall Stage Results

DM 2010 IPSC Standard

Printed Juni 27, 2010 at 18:02



Stage 4 -- Stage 4

	PTS	TIME	HIT FACTOR	STAGE POINTS	STAGE PERCENT	COMPETITOR # Name
185	32	20,85	1,5348	19,6851	19,69	37 Freitag, Andreas
186	78	52,11	1,4968	19,1985	19,20	281 Monaco, Dr. Anton D.
187	67	46,37	1,4449	18,5324	18,53	294 Schröder, Sigurd
188	31	21,98	1,4104	18,0896	18,09	100 Mariack-Kraft, Lisa
189	34	24,26	1,4015	17,9756	17,98	103 Terving, Theo
190	29	21,19	1,3686	17,5534	17,55	255 Brunner, Martin
191	40	29,76	1,3441	17,2394	17,24	243 Rösner, Frank
192	32	43,15	0,7416	9,5118	9,51	291 Stettensch, Rainer
193	6	29,98	0,2001	2,5669	2,57	117 Scherer, Michael
194	0	0,00	0,0000	0,0000	0,00	285 Wienbreyer, Michael

STANDARD -- Overall Stage Results

DM 2010 IPSC Standard

Printed Juni 27, 2010 at 18:02




Stage 5 -- Stage 5

	PTS	TIME	HIT FACTOR	STAGE POINTS	STAGE PERCENT	COMPETITOR # Name
1	129	15,13	8,5261	140,0000	100,00	71 Damm, Oliver
2	133	16,97	7,8374	128,6907	91,92	203 Midgley, Gregory
3	126	16,19	7,7826	127,7912	91,28	158 Astroth, Marcus
4	135	18,45	7,3171	120,1475	85,82	56 Jakob, Herbert
5	125	17,45	7,1633	117,6229	84,02	76 Trautmann, Ralf
6	134	18,73	7,1543	117,4747	83,91	223 Heller, Peter
7	133	18,67	7,1237	116,9727	83,55	61 Kummer, Patrick
8	131	18,40	7,1196	116,9044	83,50	75 Pelzer, Simon
9	126	17,71	7,1146	116,8232	83,45	254 Etges, Michael
10	127	18,01	7,0516	115,7890	82,71	204 Zobrist, Roger
11	128	18,28	7,0022	114,9770	82,13	109 Essen, Olaf van
12	130	18,78	6,9223	113,6646	81,19	111 Schmidt, Tino
13	129	19,54	6,6018	108,4033	77,43	188 Eggert, Timm
14	128	19,48	6,5708	107,8942	77,07	248 Stobbe, Markus
15	127	19,47	6,5229	107,1063	76,50	226 Gerard, Joel
16	120	18,49	6,4900	106,5667	76,12	89 Nothnagel, Nils
17	132	20,40	6,4706	106,2481	75,89	108 Denk, Matthias
18	128	19,85	6,4484	105,8831	75,63	126 Henn, Frank
19	133	20,93	6,3545	104,3421	74,53	123 Brauer, Detlev
20	132	20,81	6,3431	104,1548	74,40	207 Haben, Jörg
21	120	19,26	6,2305	102,3063	73,08	33 Braun, Jürgen
22	122	19,62	6,2181	102,1029	72,93	293 Weuster, Frank
23	131	21,10	6,2085	101,9450	72,82	233 Spies, Axel
24	135	21,77	6,2012	101,8246	72,73	170 Sturm, Thomas
25	120	19,39	6,1888	101,6203	72,59	64 Tann, Joachim von der
26	120	19,70	6,0914	100,0213	71,44	187 Koch, Robert
27	128	21,07	6,0750	99,7523	71,25	82 Tagliamonte, Raffaele
28	115	18,98	6,0590	99,4899	71,06	247 Käsberger, Hans-Jörg
29	124	20,50	6,0488	99,3219	70,94	161 Graeve, Daniel von
30	107	17,69	6,0486	99,3192	70,94	60 Kummer, Steven
31	137	22,65	6,0486	99,3184	70,94	130 Ballüer, Thomas
32	129	21,54	5,9889	98,3380	70,24	244 Lentz, Arne
33	124	20,88	5,9387	97,5143	69,65	120 Wiegand, Maximilian
34	128	21,59	5,9287	97,3497	69,54	55 Klose, Jens
35	124	20,99	5,9076	97,0033	69,29	129 Spoerner, Oliver
36	129	21,84	5,9066	96,9872	69,28	169 Friedrich, Guenter
37	122	20,72	5,8880	96,6824	69,06	189 Blank, Andreas
38	124	21,06	5,8879	96,6809	69,06	94 Löffler, Volker
39	134	23,02	5,8210	95,5821	68,27	83 Tutschke, Petra
40	124	21,85	5,6751	93,1853	66,56	295 Bowakow, Ludwig
41	132	23,32	5,6604	92,9443	66,39	137 Blana, Michael
42	122	21,59	5,6508	92,7864	66,28	292 Kahl, Michael
43	114	20,26	5,6269	92,3938	66,00	140 Kuenzler, Oliver
44	119	21,17	5,6212	92,3004	65,93	45 Loch, Marijan
45	124	22,13	5,6033	92,0063	65,72	74 Pelzer, Werner
46	126	22,66	5,5605	91,3036	65,22	119 Wiegand, Max

STANDARD -- Overall Stage Results

DM 2010 IPSC Standard

Printed Juni 27, 2010 at 18:02



Stage 5 -- Stage 5

	PTS	TIME	HIT FACTOR	STAGE POINTS	STAGE PERCENT	COMPETITOR # Name
47	128	23,08	5,5459	91,0650	65,05	99 Kraft, Herbert
48	119	21,49	5,5375	90,9259	64,95	128 Trautvetter, Ingo
49	122	22,07	5,5279	90,7684	64,83	269 Wüsthoff, Sebastian
50	134	24,51	5,4672	89,7716	64,12	51 Köhler, Andreas
51	137	25,09	5,4603	89,6597	64,04	179 Schiffmann, Erik
52	131	24,02	5,4538	89,5520	63,97	166 Mansion, Boris
53	137	25,44	5,3852	88,4261	63,16	221 Mohr, Uwe
54	119	22,26	5,3459	87,7807	62,70	67 Jesch, Rado
55	129	24,16	5,3394	87,6738	62,62	66 Schütz, Michael
56	124	23,24	5,3356	87,6118	62,58	186 Kniep, Christian
57	132	24,82	5,3183	87,3272	62,38	231 Perrot, Laurent
58	122	22,97	5,3113	87,2120	62,29	215 Füger, Christian
59	128	24,13	5,3046	87,1024	62,22	36 Scheper, Hubert
60	126	23,82	5,2897	86,8572	62,04	116 Kuhlmann, Norbert
61	132	25,01	5,2779	86,6638	61,90	95 Terving, Armin
62	122	23,24	5,2496	86,1988	61,57	235 Papzien, Siegbert
63	130	24,87	5,2272	85,8311	61,31	174 Lehmann, Stephan
64	136	26,04	5,2227	85,7581	61,26	182 Wittmann, Horst
65	105	20,11	5,2213	85,7343	61,24	48 Bettermann, Heribert
66	121	23,32	5,1887	85,1989	60,86	162 Kahler, Peter
67	120	23,20	5,1724	84,9318	60,67	173 Markopoulos, Georgios
68	118	22,98	5,1349	84,3159	60,23	145 Jakob, Frank
69	118	22,99	5,1327	84,2792	60,20	225 Jung, Flo
70	130	25,46	5,1060	83,8421	59,89	90 Knoblauch, Manfred
71	112	22,07	5,0748	83,3284	59,52	284 Nothnagel, Wolfgang
72	129	25,62	5,0351	82,6776	59,06	168 Friedrich, Martin
73	116	23,04	5,0347	82,6709	59,05	177 Best, Max
74	136	27,15	5,0092	82,2520	58,75	46 Wessely, Rene
75	137	27,35	5,0091	82,2509	58,75	43 Schmickler, Friedrich
76	129	25,90	4,9807	81,7838	58,42	185 Biedermann, Wolfgang
77	124	25,16	4,9285	80,9260	57,80	245 Remek, Claudia
78	118	24,14	4,8882	80,2642	57,33	38 Altin, Ergün
79	126	25,78	4,8875	80,2537	57,32	73 Vollbrecht, Michael
80	134	27,46	4,8798	80,1275	57,23	240 Greissl, Andreas
81	120	24,65	4,8682	79,9359	57,10	85 Burkhart, Rita
82	130	26,75	4,8598	79,7989	57,00	291 Stettmisch, Rainer
83	119	24,53	4,8512	79,6575	56,90	262 Maier, Klaus
84	126	26,21	4,8073	78,9370	56,38	121 Wittmann, Klaus
85	112	23,46	4,7741	78,3912	55,99	228 Fleischer, Alexander
86	122	25,65	4,7563	78,0998	55,79	195 Völker, Lutz
87	114	24,00	4,7500	77,9957	55,71	105 Gräff, Harald
88	126	26,62	4,7333	77,7212	55,52	224 Jung, Rudi
89	120	25,36	4,7319	77,6979	55,50	243 Rösner, Frank
90	95	20,10	4,7264	77,6077	55,43	267 BoBlet, Peter
91	124	26,24	4,7256	77,5953	55,43	202 Seeger, Eugen
92	102	21,66	4,7091	77,3248	55,23	93 Kelterbaum, Reinhard

STANDARD -- Overall Stage Results

DM 2010 IPSC Standard

Printed Juni 27, 2010 at 18:02



Stage 5 -- Stage 5

	PTS	TIME	HIT FACTOR	STAGE POINTS	STAGE PERCENT	COMPETITOR # Name
93	120	25,55	4,6967	77,1201	55,09	42 Stephan, Johann
94	113	24,15	4,6791	76,8314	54,88	62 Biereigel, Thomas
95	130	27,88	4,6628	76,5646	54,69	91 Schwarz, Andreas
96	106	22,74	4,6614	76,5407	54,67	227 Fleischer, Thomas
97	122	26,46	4,6107	75,7090	54,08	49 Holzapfel, Christian
98	116	25,22	4,5995	75,5249	53,95	209 Vogel, Stefan
99	122	26,54	4,5968	75,4808	53,91	79 Gallenbach, Dr. Heinz
100	122	26,97	4,5235	74,2773	53,06	236 Gkazonis, Viktor
101	116	25,80	4,4961	73,8271	52,73	39 Müller, Jörg
102	116	25,87	4,4840	73,6273	52,59	63 Kirsch, Patrik
103	113	25,21	4,4823	73,6009	52,57	153 Moskopp, Georg
104	122	27,33	4,4640	73,2989	52,36	151 Konstantin, Andreas
105	130	29,13	4,4628	73,2791	52,34	100 Mariack-Kraft, Lisa
106	111	24,94	4,4507	73,0809	52,20	37 Freitag, Andreas
107	111	25,01	4,4382	72,8763	52,05	86 Burkhart, Helmut
108	128	28,97	4,4184	72,5502	51,82	194 Laetsch, Harald
109	124	28,20	4,3972	72,2021	51,57	230 Schreiner, Michael
110	116	26,44	4,3873	72,0400	51,46	143 Möller, Klaus
111	115	26,25	4,3810	71,9359	51,38	131 Marquardt, Uwe
112	134	30,59	4,3805	71,9288	51,38	220 Gehrsitz, Michael
113	130	29,76	4,3683	71,7278	51,23	44 Kuhn, Manfred
114	115	26,39	4,3577	71,5543	51,11	127 Clausen, Torsten
115	122	28,02	4,3540	71,4939	51,07	167 Mansion, Frauke
116	133	30,87	4,3084	70,7444	50,53	171 Altmaier, Michael
117	134	31,18	4,2976	70,5677	50,41	216 Schneider, Lothar
118	116	27,08	4,2836	70,3374	50,24	285 Wienbreyer, Michael
119	120	28,56	4,2017	68,9922	49,28	290 Wieder, Werner
120	129	30,90	4,1748	68,5502	48,96	59 Wohlmuth, Markus
121	120	28,78	4,1696	68,4649	48,90	110 Dahmen, Werner
122	131	31,43	4,1680	68,4391	48,89	41 Heinemann, Sascha
123	111	26,65	4,1651	68,3916	48,85	253 Perey, Stefan
124	116	27,89	4,1592	68,2947	48,78	149 Aron, Michael
125	116	27,98	4,1458	68,0750	48,62	249 Klees, Guido
126	116	28,13	4,1237	67,7120	48,37	176 Wissgott, Thomas
127	99	24,03	4,1199	67,6486	48,32	50 Eggert, Kurt
128	120	29,38	4,0844	67,0667	47,90	103 Terving, Theo
129	114	28,04	4,0656	66,7581	47,68	208 Schmidt, Frank
130	112	27,64	4,0521	66,5361	47,53	148 Ratta, Maurizio
131	122	30,17	4,0438	66,3990	47,43	144 Wallroth, Marion
132	116	28,70	4,0418	66,3672	47,41	196 Sebelin, Skarthe
133	134	33,19	4,0374	66,2941	47,35	265 Rothert, Marcus
134	127	31,59	4,0203	66,0133	47,15	87 Kunisch, Matthias
135	114	28,59	3,9874	65,4739	46,77	260 Zwickl, Ralf
136	120	30,56	3,9267	64,4771	46,06	68 Klingberg, Anja
137	118	30,42	3,8790	63,6942	45,50	133 Ruzanji, Harold
138	120	30,96	3,8760	63,6440	45,46	198 Dehn, Heinz

STANDARD -- Overall Stage Results

DM 2010 IPSC Standard

Printed Juni 27, 2010 at 18:02



Stage 5 -- Stage 5

	PTS	TIME	HIT FACTOR	STAGE POINTS	STAGE PERCENT	COMPETITOR # Name
139	100	25,85	3,8685	63,5209	45,37	190 Lotz, Markus
140	122	31,58	3,8632	63,4344	45,31	263 Saller, Curt
141	97	25,36	3,8249	62,8058	44,86	136 Rauch, Richard
142	138	36,21	3,8111	62,5789	44,70	180 Rogmann, Jürgen
143	120	31,54	3,8047	62,4736	44,62	251 Thomanetz, Bernd
144	120	31,54	3,8047	62,4736	44,62	256 Pfeiffer, Andreas
145	132	34,72	3,8018	62,4269	44,59	172 Schäfer, Patric
146	130	34,38	3,7813	62,0890	44,35	181 Krueger, Donald
147	131	34,73	3,7720	61,9361	44,24	234 Hatje, Peter
148	124	32,94	3,7644	61,8124	44,15	101 Pschibul, Ralf
149	123	33,02	3,7250	61,1653	43,69	113 Pluto, Gerhard
150	112	30,20	3,7086	60,8959	43,50	217 Hubig, Steffen
151	120	32,38	3,7060	60,8530	43,47	266 Knümann, Guido
152	94	25,48	3,6892	60,5767	43,27	191 Zucker, Holger
153	124	33,82	3,6665	60,2040	43,00	88 Knoblauch, Gisela
154	130	35,53	3,6589	60,0794	42,91	258 Schirm, Karsten
155	124	33,96	3,6514	59,9558	42,83	52 Weiler, Manfred
156	116	32,05	3,6193	59,4302	42,45	229 Fleischer, Claudia
157	108	30,05	3,5940	59,0142	42,15	201 Peter, Franz
158	122	34,52	3,5342	58,0318	41,45	264 Ritter, Maximilian
159	95	27,35	3,4735	57,0353	40,74	150 Hoiss, Michael
160	132	38,13	3,4618	56,8440	40,60	47 Dietz, Stefan
161	122	36,33	3,3581	55,1406	39,39	268 Schmid, Patrik
162	109	32,60	3,3436	54,9017	39,22	193 Holm, Volker
163	108	32,81	3,2917	54,0499	38,61	219 Zieffle, Wolfgang
164	101	30,94	3,2644	53,6017	38,29	197 Völker, Klaus E.
165	119	37,00	3,2162	52,8108	37,72	107 Bauer, Jochen
166	133	42,04	3,1637	51,9477	37,11	257 Schomacker, Heinz
167	128	40,66	3,1481	51,6916	36,92	165 Habicht, Stefan
168	126	40,13	3,1398	51,5559	36,83	246 Dose, Klaus-Peter
169	84	26,96	3,1157	51,1607	36,54	106 Winter, Mark
170	108	34,90	3,0946	50,8131	36,30	142 Brecht, Matthias
171	119	39,27	3,0303	49,7580	35,54	239 Karbaumer, Rainer
172	84	28,52	2,9453	48,3623	34,54	250 Buchleitner, Jürgen
173	73	25,15	2,9026	47,6609	34,04	178 Best, Peter
174	94	32,67	2,8773	47,2450	33,75	278 Bern, Michael
175	126	43,98	2,8649	47,0427	33,60	238 Höhn, Klaus
176	137	48,05	2,8512	46,8171	33,44	102 Bahde, Bernd
177	107	37,91	2,8225	46,3455	33,10	183 Wallbaum, Stefan
178	136	49,80	2,7309	44,8422	32,03	138 Bartell, Gerd
179	105	38,48	2,7287	44,8055	32,00	157 Pixberg, Frank
180	91	33,83	2,6899	44,1689	31,55	255 Brunner, Martin
181	120	44,71	2,6840	44,0711	31,48	287 Kurenbach, Ralf
182	132	52,47	2,5157	41,3086	29,51	135 Vaupel, Cora
183	128	51,46	2,4874	40,8430	29,17	252 Lachenmayer, Sonja
184	107	43,68	2,4496	40,2234	28,73	282 Klatt, Kuno

STANDARD -- Overall Stage Results

DM 2010 IPSC Standard

Printed Juni 27, 2010 at 18:02



Stage 5 -- Stage 5

	PTS	TIME	HIT FACTOR	STAGE POINTS	STAGE PERCENT	COMPETITOR # Name
185	88	37,01	2,3777	39,0428	27,89	139 Weiss, Ines
186	132	56,67	2,3293	38,2471	27,32	237 Longwitz, Jörg
187	126	57,28	2,1997	36,1198	25,80	164 Yates, Mark
188	132	62,22	2,1215	34,8354	24,88	211 Erb, Margit
189	114	62,19	1,8331	30,0997	21,50	294 Schröder, Sigurd
190	130	72,65	1,7894	29,3822	20,99	281 Monaco, Dr. Anton D.
191	100	56,63	1,7658	28,9955	20,71	104 Schoenen, Andreas
192	67	43,69	1,5335	25,1808	17,99	117 Scherer, Michael
193	54	38,43	1,4052	23,0728	16,48	159 Krause, Klaus
194	46	48,88	0,9411	15,4527	11,04	212 Erb, Ehrhard

STANDARD -- Overall Stage Results

DM 2010 IPSC Standard

Printed Juni 27, 2010 at 18:02



Stage 6 -- Stage 6

	PTS	TIME	HIT FACTOR	STAGE POINTS	STAGE PERCENT	COMPETITOR # Name
1	132	20,45	6,4548	140,0000	100,00	204 Zobrist, Roger
2	129	21,79	5,9201	128,4044	91,72	66 Schütz, Michael
3	134	22,85	5,8643	127,1938	90,85	56 Jakob, Herbert
4	134	22,94	5,8413	126,6948	90,50	71 Damm, Oliver
5	131	22,53	5,8145	126,1123	90,08	89 Nothnagel, Nils
6	137	23,89	5,7346	124,3804	88,84	45 Loch, Marijan
7	134	24,01	5,5810	121,0487	86,46	109 Essen, Olaf van
8	131	23,54	5,5650	120,7014	86,22	33 Braun, Jürgen
9	131	23,94	5,4720	118,6847	84,77	188 Eggert, Timm
10	130	24,19	5,3741	116,5614	83,26	295 Bowakow, Ludwig
11	131	24,57	5,3317	115,6414	82,60	231 Perrot, Laurent
12	130	24,44	5,3191	115,3691	82,41	248 Stobbe, Markus
13	124	23,49	5,2788	114,4949	81,78	293 Weuster, Frank
14	130	24,73	5,2568	114,0162	81,44	140 Kuenzler, Oliver
15	120	22,83	5,2562	114,0047	81,43	126 Henn, Frank
16	130	24,82	5,2377	113,6028	81,14	67 Jesch, Rado
17	120	23,09	5,1971	112,7210	80,51	223 Heller, Peter
18	128	24,65	5,1927	112,6265	80,45	130 Ballüer, Thomas
19	118	22,73	5,1914	112,5978	80,43	76 Trautmann, Ralf
20	132	25,58	5,1603	111,9234	79,95	64 Tann, Joachim von der
21	132	25,61	5,1542	111,7923	79,85	111 Schmidt, Tino
22	134	26,20	5,1145	110,9305	79,24	207 Haben, Jörg
23	124	24,32	5,0987	110,5874	78,99	168 Friedrich, Martin
24	127	24,91	5,0984	110,5802	78,99	108 Denk, Matthias
25	127	25,22	5,0357	109,2210	78,01	61 Kummer, Patrick
26	132	26,47	4,9868	108,1602	77,26	68 Klingberg, Anja
27	114	22,90	4,9782	107,9734	77,12	203 Midgley, Gregory
28	124	24,92	4,9759	107,9248	77,09	48 Bettermann, Heribert
29	130	26,20	4,9618	107,6191	76,87	284 Nothnagel, Wolfgang
30	122	24,86	4,9075	106,4403	76,03	129 Spoerner, Oliver
31	136	28,04	4,8502	105,1982	75,14	119 Wiegand, Max
32	126	26,01	4,8443	105,0697	75,05	235 Papzien, Siegbert
33	122	25,32	4,8183	104,5066	74,65	292 Kahl, Michael
34	124	25,83	4,8006	104,1225	74,37	174 Lehmann, Stephan
35	119	24,81	4,7965	104,0322	74,31	158 Astroth, Marcus
36	131	27,47	4,7688	103,4332	73,88	162 Kahler, Peter
37	118	24,94	4,7314	102,6202	73,30	60 Kummer, Steven
38	130	28,15	4,6181	100,1642	71,55	145 Jakob, Frank
39	126	27,61	4,5636	98,9809	70,70	90 Knoblauch, Manfred
40	126	27,66	4,5553	98,8020	70,57	189 Blank, Andreas
41	107	23,49	4,5551	98,7980	70,57	187 Koch, Robert
42	136	29,97	4,5379	98,4237	70,30	51 Köhler, Andreas
43	126	28,02	4,4968	97,5326	69,67	143 Möller, Klaus
44	116	26,00	4,4615	96,7681	69,12	137 Blana, Michael
45	111	24,89	4,4596	96,7265	69,09	99 Kraft, Herbert
46	131	29,43	4,4512	96,5447	68,96	73 Vollbrecht, Michael

STANDARD -- Overall Stage Results

DM 2010 IPSC Standard

Printed Juni 27, 2010 at 18:02



Stage 6 -- Stage 6

	PTS	TIME	HIT FACTOR	STAGE POINTS	STAGE PERCENT	COMPETITOR # Name
47	124	27,87	4,4492	96,5011	68,93	120 Wiegand, Maximilian
48	115	25,86	4,4470	96,4532	68,90	127 Clausen, Torsten
49	136	30,67	4,4343	96,1773	68,70	173 Markopoulos, Georgios
50	107	24,17	4,4270	96,0184	68,58	254 Etges, Michael
51	130	29,39	4,4233	95,9381	68,53	86 Burkhart, Helmut
52	118	26,78	4,4063	95,5694	68,26	83 Tutschke, Petra
53	136	30,98	4,3899	95,2149	68,01	221 Mohr, Uwe
54	130	29,70	4,3771	94,9367	67,81	262 Maier, Klaus
55	109	25,01	4,3583	94,5279	67,52	74 Pelzer, Werner
56	126	29,07	4,3344	94,0098	67,15	85 Burkhart, Rita
57	131	30,23	4,3334	93,9898	67,14	46 Wessely, Rene
58	134	30,98	4,3254	93,8147	67,01	95 Terving, Armin
59	116	26,90	4,3123	93,5305	66,81	128 Trautvetter, Ingo
60	128	29,70	4,3098	93,4762	66,77	55 Klose, Jens
61	126	29,24	4,3092	93,4632	66,76	49 Holzapfel, Christian
62	122	28,71	4,2494	92,1667	65,83	185 Biedermann, Wolfgang
63	132	31,10	4,2444	92,0579	65,76	44 Kuhn, Manfred
64	128	30,29	4,2258	91,6554	65,47	166 Mansion, Boris
65	122	29,18	4,1809	90,6822	64,77	209 Vogel, Stefan
66	135	32,31	4,1783	90,6242	64,73	171 Altmaier, Michael
67	124	29,68	4,1779	90,6161	64,73	105 Gräff, Harald
68	123	29,66	4,1470	89,9459	64,25	179 Schiffmann, Erik
69	118	28,54	4,1345	89,6758	64,05	193 Holm, Volker
70	130	31,50	4,1270	89,5118	63,94	121 Wittmann, Klaus
71	111	26,90	4,1264	89,4990	63,93	169 Friedrich, Guenter
72	134	32,71	4,0966	88,8529	63,47	131 Marquardt, Uwe
73	124	30,59	4,0536	87,9204	62,80	186 Kniep, Christian
74	126	31,16	4,0436	87,7042	62,65	39 Müller, Jörg
75	124	30,67	4,0430	87,6911	62,64	41 Heinemann, Sascha
76	122	30,38	4,0158	87,1003	62,21	244 Lentz, Arne
77	137	34,18	4,0082	86,9353	62,10	220 Gehrsitz, Michael
78	111	27,70	4,0072	86,9142	62,08	226 Gerard, Joel
79	126	31,78	3,9648	85,9932	61,42	93 Kelterbaum, Reinhard
80	126	31,82	3,9598	85,8851	61,35	233 Spies, Axel
81	105	26,74	3,9267	85,1678	60,83	269 Wüsthoff, Sebastian
82	108	27,56	3,9187	84,9947	60,71	82 Tagliamonte, Raffaele
83	120	30,63	3,9177	84,9731	60,70	202 Seeger, Eugen
84	116	29,78	3,8952	84,4852	60,35	62 Biereigel, Thomas
85	110	28,26	3,8924	84,4244	60,30	75 Pelzer, Simon
86	126	32,66	3,8579	83,6762	59,77	224 Jung, Rudi
87	122	31,63	3,8571	83,6581	59,76	38 Altin, Ergün
88	119	30,93	3,8474	83,4477	59,61	153 Moskopp, Georg
89	106	27,70	3,8267	82,9991	59,29	123 Brauer, Detlev
90	106	27,81	3,8116	82,6708	59,05	136 Rauch, Richard
91	130	34,11	3,8112	82,6626	59,04	110 Dahmen, Werner
92	125	32,92	3,7971	82,3565	58,83	182 Wittmann, Horst

STANDARD -- Overall Stage Results

DM 2010 IPSC Standard

Printed Juni 27, 2010 at 18:02



Stage 6 -- Stage 6

	PTS	TIME	HIT FACTOR	STAGE POINTS	STAGE PERCENT	COMPETITOR # Name
93	118	31,48	3,7484	81,3008	58,07	144 Wallroth, Marion
94	119	31,83	3,7386	81,0882	57,92	240 Greissl, Andreas
95	123	33,00	3,7273	80,8423	57,74	59 Wohlmuth, Markus
96	115	30,93	3,7181	80,6428	57,60	50 Eggert, Kurt
97	109	29,46	3,6999	80,2493	57,32	191 Zucker, Holger
98	134	36,58	3,6632	79,4527	56,75	151 Konstantin, Andreas
99	114	31,55	3,6133	78,3706	55,98	63 Kirsch, Patrik
100	117	32,92	3,5541	77,0856	55,06	161 Graeve, Daniel von
101	130	36,74	3,5384	76,7453	54,82	181 Krueger, Donald
102	92	26,19	3,5128	76,1903	54,42	94 Löffler, Volker
103	116	33,03	3,5120	76,1723	54,41	37 Freitag, Andreas
104	128	36,54	3,5030	75,9782	54,27	116 Kuhlmann, Norbert
105	130	37,46	3,4704	75,2702	53,76	290 Wieder, Werner
106	106	30,69	3,4539	74,9129	53,51	198 Dehn, Heinz
107	135	39,14	3,4492	74,8101	53,44	52 Weiler, Manfred
108	130	37,97	3,4238	74,2592	53,04	172 Schäfer, Patric
109	115	33,63	3,4196	74,1683	52,98	148 Ratta, Maurizio
110	129	37,79	3,4136	74,0389	52,88	180 Rogmann, Jürgen
111	115	33,99	3,3833	73,3828	52,42	253 Perey, Stefan
112	128	37,90	3,3773	73,2518	52,32	176 Wissgott, Thomas
113	110	32,72	3,3619	72,9167	52,08	113 Pluto, Gerhard
114	121	36,05	3,3564	72,7994	52,00	265 Rothert, Marcus
115	116	34,57	3,3555	72,7790	51,98	217 Hubig, Steffen
116	109	32,56	3,3477	72,6088	51,86	236 Gkazonis, Viktor
117	96	28,74	3,3403	72,4489	51,75	267 Boßlet, Peter
118	125	37,54	3,3298	72,2209	51,59	190 Lotz, Markus
119	118	35,59	3,3155	71,9120	51,37	263 Saller, Curt
120	120	36,25	3,3103	71,7994	51,29	260 Zwickl, Ralf
121	113	34,15	3,3089	71,7687	51,26	194 Laetsch, Harald
122	110	33,68	3,2660	70,8383	50,60	178 Best, Peter
123	132	40,53	3,2568	70,6390	50,46	216 Schneider, Lothar
124	105	32,25	3,2558	70,6166	50,44	91 Schwarz, Andreas
125	116	35,68	3,2511	70,5148	50,37	208 Schmidt, Frank
126	124	38,24	3,2427	70,3317	50,24	101 Pschibul, Ralf
127	96	29,89	3,2118	69,6615	49,76	36 Scheper, Hubert
128	108	34,01	3,1755	68,8755	49,20	150 Hoiss, Michael
129	120	37,81	3,1738	68,8370	49,17	268 Schmid, Patrik
130	117	36,88	3,1725	68,8085	49,15	142 Brecht, Matthias
131	131	41,42	3,1627	68,5975	49,00	43 Schmickler, Friedrich
132	131	41,49	3,1574	68,4818	48,92	278 Bern, Michael
133	120	38,04	3,1546	68,4208	48,87	246 Dose, Klaus-Peter
134	118	37,51	3,1458	68,2311	48,74	243 Rösner, Frank
135	118	37,71	3,1291	67,8692	48,48	227 Fleischer, Thomas
136	126	40,36	3,1219	67,7122	48,37	245 Remek, Claudia
137	100	32,07	3,1182	67,6314	48,31	42 Stephan, Johann
138	123	39,49	3,1147	67,5562	48,25	215 Füger, Christian

STANDARD -- Overall Stage Results

DM 2010 IPSC Standard

Printed Juni 27, 2010 at 18:02



Stage 6 -- Stage 6

	PTS	TIME	HIT FACTOR	STAGE POINTS	STAGE PERCENT	COMPETITOR # Name
139	128	41,19	3,1076	67,4009	48,14	266 Knümann, Guido
140	102	32,83	3,1069	67,3871	48,13	79 Gallenbach, Dr. Heinz
141	120	38,76	3,0960	67,1498	47,96	230 Schreiner, Michael
142	129	41,89	3,0795	66,7924	47,71	165 Habicht, Stefan
143	104	34,09	3,0507	66,1689	47,26	250 Buchleitner, Jürgen
144	118	38,90	3,0334	65,7930	47,00	256 Pfeiffer, Andreas
145	105	34,88	3,0103	65,2920	46,64	196 Sebelin, Skarthe
146	87	29,19	2,9805	64,6447	46,17	228 Fleischer, Alexander
147	128	43,94	2,9131	63,1826	45,13	195 Völker, Lutz
148	103	36,08	2,8548	61,9182	44,23	100 Mariack-Kraft, Lisa
149	124	43,55	2,8473	61,7563	44,11	287 Kurenbach, Ralf
150	97	34,17	2,8387	61,5707	43,98	234 Hatje, Peter
151	101	36,02	2,8040	60,8170	43,44	291 Stettmisch, Rainer
152	103	37,00	2,7838	60,3786	43,13	167 Mansion, Frauke
153	95	34,54	2,7504	59,6553	42,61	133 Ruzanji, Harold
154	105	38,82	2,7048	58,6653	41,90	149 Aron, Michael
155	124	46,74	2,6530	57,5414	41,10	47 Dietz, Stefan
156	130	49,07	2,6493	57,4612	41,04	282 Klatt, Kuno
157	105	40,08	2,6198	56,8210	40,59	104 Schoenen, Andreas
158	132	50,53	2,6123	56,6594	40,47	257 Schomacker, Heinz
159	122	46,96	2,5980	56,3481	40,25	258 Schirm, Karsten
160	124	47,93	2,5871	56,1128	40,08	219 Zieffle, Wolfgang
161	120	46,56	2,5773	55,9005	39,93	197 Völker, Klaus E.
162	120	46,66	2,5718	55,7807	39,84	238 Höhn, Klaus
163	120	47,56	2,5231	54,7251	39,09	239 Karbaumer, Rainer
164	136	54,31	2,5041	54,3133	38,80	107 Bauer, Jochen
165	111	44,66	2,4854	53,9078	38,51	157 Pixberg, Frank
166	88	35,43	2,4838	53,8715	38,48	285 Wienbreyer, Michael
167	99	40,36	2,4529	53,2024	38,00	251 Thomanetz, Bernd
168	136	55,45	2,4527	53,1967	38,00	138 Bartell, Gerd
169	100	40,96	2,4414	52,9526	37,82	88 Knoblauch, Gisela
170	88	36,18	2,4323	52,7547	37,68	183 Wallbaum, Stefan
171	134	58,32	2,2977	49,8350	35,60	212 Erb, Ehrhard
172	134	58,39	2,2949	49,7753	35,55	211 Erb, Margit
173	89	39,22	2,2693	49,2187	35,16	177 Best, Max
174	118	52,21	2,2601	49,0203	35,01	252 Lachenmayer, Sonja
175	75	34,26	2,1891	47,4812	33,92	201 Peter, Franz
176	82	38,48	2,1310	46,2196	33,01	103 Terving, Theo
177	62	29,35	2,1124	45,8175	32,73	247 Käsberger, Hans-Jörg
178	82	39,26	2,0886	45,3013	32,36	225 Jung, Flo
179	77	37,29	2,0649	44,7864	31,99	87 Kunisch, Matthias
180	105	51,12	2,0540	44,5498	31,82	159 Krause, Klaus
181	122	60,30	2,0232	43,8824	31,34	237 Longwitz, Jörg
182	93	49,37	1,8837	40,8571	29,18	249 Klees, Guido
183	90	50,51	1,7818	38,6467	27,60	229 Fleischer, Claudia
184	128	76,29	1,6778	36,3906	25,99	294 Schröder, Sigurd

STANDARD -- Overall Stage Results

DM 2010 IPSC Standard

Printed Juni 27, 2010 at 18:02




Stage 6 -- Stage 6

	PTS	TIME	HIT FACTOR	STAGE POINTS	STAGE PERCENT	COMPETITOR # Name
185	70	42,41	1,6506	35,7995	25,57	255 Brunner, Martin
186	73	44,31	1,6475	35,7329	25,52	139 Weiss, Ines
187	92	57,86	1,5900	34,4871	24,63	135 Vaupel, Cora
188	123	78,03	1,5763	34,1894	24,42	102 Bahde, Bernd
189	67	55,67	1,2035	26,1036	18,65	164 Yates, Mark
190	108	105,98	1,0191	22,1028	15,79	281 Monaco, Dr. Anton D.
191	36	56,61	0,6359	13,7929	9,85	106 Winter, Mark
192	25	60,83	0,4110	8,9139	6,37	117 Scherer, Michael
193	0	9,59	0,0000	0,0000	0,00	264 Ritter, Maximilian
194	0	1,00	0,0000	0,0000	0,00	170 Sturm, Thomas

STANDARD -- Overall Stage Results

DM 2010 IPSC Standard

Printed Juni 27, 2010 at 18:02



Stage 7 -- Stage 7

	PTS	TIME	HIT FACTOR	STAGE POINTS	STAGE PERCENT	COMPETITOR # Name
1	142	16,73	8,4877	145,0000	100,00	244 Lentz, Arne
2	125	15,59	8,0180	136,9744	94,47	71 Damm, Oliver
3	131	16,34	8,0171	136,9603	94,46	111 Schmidt, Tino
4	136	16,99	8,0047	136,7480	94,31	66 Schütz, Michael
5	144	18,03	7,9867	136,4402	94,10	61 Kummer, Patrick
6	138	18,73	7,3679	125,8685	86,81	56 Jakob, Herbert
7	133	18,48	7,1970	122,9491	84,79	204 Zobrist, Roger
8	137	19,21	7,1317	121,8341	84,02	45 Loch, Marijan
9	136	19,20	7,0833	121,0078	83,45	89 Nothnagel, Nils
10	133	18,87	7,0482	120,4080	83,04	226 Gerard, Joel
11	119	17,03	6,9877	119,3735	82,33	33 Braun, Jürgen
12	137	19,64	6,9756	119,1666	82,18	120 Wiegand, Maximilian
13	133	19,14	6,9488	118,7095	81,87	254 Etges, Michael
14	129	18,60	6,9355	118,4820	81,71	94 Löffler, Volker
15	129	18,68	6,9058	117,9746	81,36	203 Midgley, Gregory
16	136	19,77	6,8791	117,5189	81,05	247 Käsberger, Hans-Jörg
17	134	19,79	6,7711	115,6737	79,77	76 Trautmann, Ralf
18	129	19,09	6,7575	115,4408	79,61	60 Kummer, Steven
19	110	16,73	6,5750	112,3240	77,46	223 Heller, Peter
20	131	20,17	6,4948	110,9535	76,52	248 Stobbe, Markus
21	129	19,99	6,4532	110,2434	76,03	187 Koch, Robert
22	135	21,02	6,4225	109,7177	75,67	207 Haben, Jörg
23	145	22,68	6,3933	109,2196	75,32	51 Köhler, Andreas
24	138	21,67	6,3683	108,7917	75,03	173 Markopoulos, Georgios
25	125	19,72	6,3387	108,2876	74,68	269 Wüsthoff, Sebastian
26	140	22,16	6,3177	107,9279	74,43	83 Tutschke, Petra
27	137	21,85	6,2700	107,1136	73,87	109 Essen, Olaf van
28	136	22,16	6,1372	104,8443	72,31	68 Klingberg, Anja
29	134	22,09	6,0661	103,6298	71,47	127 Clausen, Torsten
30	131	21,71	6,0341	103,0830	71,09	292 Kahl, Michael
31	122	20,35	5,9951	102,4168	70,63	231 Perrot, Laurent
32	119	19,94	5,9679	101,9524	70,31	161 Graeve, Daniel von
33	133	22,63	5,8772	100,4021	69,24	119 Wiegand, Max
34	114	19,46	5,8582	100,0778	69,02	64 Tann, Joachim von der
35	139	23,80	5,8403	99,7731	68,81	128 Trautvetter, Ingo
36	139	23,97	5,7989	99,0655	68,32	145 Jakob, Frank
37	113	19,51	5,7919	98,9457	68,24	75 Pelzer, Simon
38	135	23,39	5,7717	98,6005	68,00	108 Denk, Matthias
39	133	23,12	5,7526	98,2742	67,78	129 Spoerner, Oliver
40	135	23,56	5,7301	97,8890	67,51	202 Seeger, Eugen
41	110	19,52	5,6352	96,2694	66,39	293 Weuster, Frank
42	137	24,40	5,6148	95,9194	66,15	93 Kelterbaum, Reinhard
43	120	21,48	5,5866	95,4383	65,82	158 Astroth, Marcus
44	131	23,66	5,5368	94,5872	65,23	74 Pelzer, Werner
45	139	25,25	5,5050	94,0436	64,86	59 Wohlmuth, Markus
46	123	22,35	5,5034	94,0163	64,84	67 Jesch, Rado

STANDARD -- Overall Stage Results

DM 2010 IPSC Standard

Printed Juni 27, 2010 at 18:02



Stage 7 -- Stage 7

	PTS	TIME	HIT FACTOR	STAGE POINTS	STAGE PERCENT	COMPETITOR # Name
47	125	22,83	5,4753	93,5362	64,51	99 Kraft, Herbert
48	133	24,50	5,4286	92,7387	63,96	36 Scheper, Hubert
49	110	20,30	5,4187	92,5704	63,84	235 Papzien, Siegbert
50	105	19,39	5,4152	92,5097	63,80	189 Blank, Andreas
51	105	19,42	5,4068	92,3668	63,70	136 Rauch, Richard
52	124	23,01	5,3890	92,0621	63,49	233 Spies, Axel
53	120	22,27	5,3884	92,0527	63,48	284 Nothnagel, Wolfgang
54	131	24,36	5,3777	91,8691	63,36	174 Lehmann, Stephan
55	121	22,56	5,3635	91,6267	63,19	82 Tagliamonte, Raffaele
56	113	21,07	5,3631	91,6198	63,19	295 Bowakow, Ludwig
57	131	24,47	5,3535	91,4562	63,07	215 Füger, Christian
58	103	19,24	5,3534	91,4551	63,07	126 Henn, Frank
59	118	22,06	5,3490	91,3802	63,02	48 Bettermann, Heribert
60	122	22,87	5,3345	91,1317	62,85	140 Kuenzler, Oliver
61	109	20,51	5,3145	90,7897	62,61	170 Sturm, Thomas
62	133	25,32	5,2528	89,7354	61,89	50 Eggert, Kurt
63	137	26,38	5,1933	88,7200	61,19	90 Knoblauch, Manfred
64	123	23,90	5,1464	87,9190	60,63	224 Jung, Rudi
65	142	27,64	5,1375	87,7659	60,53	44 Kuhn, Manfred
66	125	24,50	5,1020	87,1605	60,11	162 Kahler, Peter
67	135	26,51	5,0924	86,9961	60,00	121 Wittmann, Klaus
68	133	26,23	5,0705	86,6222	59,74	253 Perey, Stefan
69	134	26,44	5,0681	86,5803	59,71	131 Marquardt, Uwe
70	133	26,28	5,0609	86,4573	59,63	236 Gkazonis, Viktor
71	137	27,24	5,0294	85,9190	59,25	116 Kuhlmann, Norbert
72	135	26,86	5,0261	85,8625	59,22	264 Ritter, Maximilian
73	107	21,64	4,9445	84,4699	58,26	123 Brauer, Detlev
74	123	24,96	4,9279	84,1853	58,06	38 Altin, Ergün
75	92	18,73	4,9119	83,9123	57,87	188 Eggert, Timm
76	142	28,93	4,9084	83,8524	57,83	221 Mohr, Uwe
77	112	23,42	4,7822	81,6971	56,34	95 Terving, Armin
78	125	26,25	4,7619	81,3498	56,10	179 Schiffmann, Erik
79	137	28,77	4,7619	81,3498	56,10	230 Schreiner, Michael
80	119	25,07	4,7467	81,0902	55,92	46 Wessely, Rene
81	135	28,57	4,7252	80,7234	55,67	166 Mansion, Boris
82	133	28,42	4,6798	79,9472	55,14	260 Zwickl, Ralf
83	116	24,80	4,6774	79,9065	55,11	85 Burkhart, Rita
84	129	27,58	4,6773	79,9045	55,11	49 Holzapfel, Christian
85	135	29,17	4,6280	79,0629	54,53	47 Dietz, Stefan
86	134	29,19	4,5906	78,4235	54,09	171 Altmaier, Michael
87	138	30,19	4,5711	78,0893	53,85	198 Dehn, Heinz
88	116	25,52	4,5455	77,6521	53,55	177 Best, Max
89	125	27,64	4,5224	77,2587	53,28	193 Holm, Volker
90	124	27,77	4,4653	76,2819	52,61	190 Lotz, Markus
91	133	29,89	4,4496	76,0154	52,42	151 Konstantin, Andreas
92	111	25,24	4,3978	75,1293	51,81	130 Ballüer, Thomas

STANDARD -- Overall Stage Results

DM 2010 IPSC Standard

Printed Juni 27, 2010 at 18:02



Stage 7 -- Stage 7

	PTS	TIME	HIT FACTOR	STAGE POINTS	STAGE PERCENT	COMPETITOR # Name
93	132	30,03	4,3956	75,0921	51,79	219 Zieffle, Wolfgang
94	121	27,53	4,3952	75,0853	51,78	143 Möller, Klaus
95	112	25,55	4,3836	74,8864	51,65	262 Maier, Klaus
96	137	31,36	4,3686	74,6311	51,47	73 Vollbrecht, Michael
97	104	23,83	4,3642	74,5564	51,42	169 Friedrich, Guenter
98	142	32,63	4,3518	74,3442	51,27	278 Bern, Michael
99	121	27,81	4,3510	74,3293	51,26	185 Biedermann, Wolfgang
100	122	28,15	4,3339	74,0384	51,06	182 Wittmann, Horst
101	129	30,03	4,2957	73,3855	50,61	144 Wallroth, Marion
102	117	27,38	4,2732	73,0009	50,35	62 Biereigel, Thomas
103	123	28,80	4,2708	72,9606	50,32	195 Völker, Lutz
104	119	28,03	4,2455	72,5270	50,02	42 Stephan, Johann
105	129	30,43	4,2392	72,4208	49,95	227 Fleischer, Thomas
106	127	29,99	4,2347	72,3441	49,89	167 Mansion, Frauke
107	127	30,11	4,2179	72,0557	49,69	290 Wieder, Werner
108	108	25,62	4,2155	72,0145	49,67	225 Jung, Flo
109	96	22,93	4,1867	71,5225	49,33	267 Boßlet, Peter
110	135	32,42	4,1641	71,1371	49,06	165 Habicht, Stefan
111	127	30,61	4,1490	70,8787	48,88	196 Sebelin, Skarthe
112	125	30,33	4,1213	70,4066	48,56	37 Freitag, Andreas
113	133	32,38	4,1075	70,1698	48,39	186 Kniep, Christian
114	116	28,33	4,0946	69,9499	48,24	194 Laetsch, Harald
115	133	32,67	4,0710	69,5470	47,96	104 Schoenen, Andreas
116	142	34,89	4,0699	69,5285	47,95	87 Kunisch, Matthias
117	123	30,24	4,0675	69,4863	47,92	148 Ratta, Maurizio
118	95	23,37	4,0650	69,4449	47,89	191 Zucker, Holger
119	130	32,06	4,0549	69,2716	47,77	172 Schäfer, Patric
120	135	33,34	4,0492	69,1741	47,71	243 Rösner, Frank
121	123	30,50	4,0328	68,8939	47,51	91 Schwarz, Andreas
122	114	28,36	4,0197	68,6711	47,36	63 Kirsch, Patrik
123	141	35,21	4,0045	68,4114	47,18	265 Rothert, Marcus
124	113	28,39	3,9803	67,9968	46,89	103 Terving, Theo
125	127	32,10	3,9564	67,5887	46,61	208 Schmidt, Frank
126	122	30,89	3,9495	67,4711	46,53	113 Pluto, Gerhard
127	90	22,79	3,9491	67,4643	46,53	55 Klose, Jens
128	118	29,90	3,9465	67,4196	46,50	217 Hubig, Steffen
129	93	23,69	3,9257	67,0646	46,25	228 Fleischer, Alexander
130	132	33,72	3,9146	66,8747	46,12	41 Heinemann, Sascha
131	108	27,78	3,8877	66,4151	45,80	137 Blana, Michael
132	129	33,22	3,8832	66,3385	45,75	157 Pixberg, Frank
133	138	35,65	3,8710	66,1295	45,61	142 Brecht, Matthias
134	121	31,35	3,8596	65,9361	45,47	256 Pfeiffer, Andreas
135	139	36,28	3,8313	65,4520	45,14	180 Rogmann, Jürgen
136	121	31,59	3,8303	65,4352	45,13	133 Ruzanji, Harold
137	139	37,17	3,7396	63,8848	44,06	197 Völker, Klaus E.
138	107	28,77	3,7192	63,5360	43,82	105 Gräff, Harald

STANDARD -- Overall Stage Results

DM 2010 IPSC Standard

Printed Juni 27, 2010 at 18:02



Stage 7 -- Stage 7

	PTS	TIME	HIT FACTOR	STAGE POINTS	STAGE PERCENT	COMPETITOR # Name
139	113	30,54	3,7001	63,2099	43,59	268 Schmid, Patrik
140	125	33,85	3,6928	63,0851	43,51	149 Aron, Michael
141	110	29,90	3,6789	62,8488	43,34	43 Schmickler, Friedrich
142	141	38,68	3,6453	62,2742	42,95	216 Schneider, Lothar
143	112	30,82	3,6340	62,0813	42,81	39 Müller, Jörg
144	105	29,32	3,5812	61,1788	42,19	153 Moskopp, Georg
145	133	37,37	3,5590	60,8001	41,93	110 Dahmen, Werner
146	110	30,99	3,5495	60,6383	41,82	266 Knümann, Guido
147	132	37,58	3,5125	60,0057	41,38	52 Weiler, Manfred
148	112	31,89	3,5121	59,9983	41,38	251 Thomanetz, Bernd
149	139	39,69	3,5021	59,8287	41,26	234 Hatje, Peter
150	134	38,66	3,4661	59,2132	40,84	201 Peter, Franz
151	108	31,33	3,4472	58,8897	40,61	101 Pschibul, Ralf
152	112	32,96	3,3981	58,0506	40,03	258 Schirm, Karsten
153	123	36,29	3,3894	57,9020	39,93	291 Stettmisch, Rainer
154	104	30,81	3,3755	57,6657	39,77	178 Best, Peter
155	139	41,27	3,3681	57,5382	39,68	88 Knoblauch, Gisela
156	87	25,92	3,3565	57,3403	39,55	86 Burkhart, Helmut
157	126	37,74	3,3386	57,0354	39,33	176 Wissgott, Thomas
158	133	40,07	3,3192	56,7032	39,11	238 Höhn, Klaus
159	73	22,08	3,3062	56,4806	38,95	240 Greissl, Andreas
160	123	37,41	3,2879	56,1685	38,74	246 Dose, Klaus-Peter
161	114	35,94	3,1720	54,1879	37,37	181 Krueger, Donald
162	104	33,09	3,1429	53,6923	37,03	220 Gehrsitz, Michael
163	86	27,78	3,0958	52,8861	36,47	263 Saller, Curt
164	124	40,36	3,0723	52,4863	36,20	249 Klees, Guido
165	70	22,94	3,0514	52,1291	35,95	168 Friedrich, Martin
166	139	45,83	3,0329	51,8132	35,73	159 Krause, Klaus
167	121	39,99	3,0258	51,6904	35,65	257 Schomacker, Heinz
168	141	46,61	3,0251	51,6792	35,64	138 Bartell, Gerd
169	140	46,75	2,9947	51,1590	35,28	79 Gallenbach, Dr. Heinz
170	107	36,12	2,9623	50,6071	34,90	285 Wienbreyer, Michael
171	133	44,96	2,9582	50,5360	34,85	252 Lachenmayer, Sonja
172	139	47,27	2,9406	50,2348	34,64	212 Erb, Ehrhard
173	105	36,09	2,9094	49,7025	34,28	250 Buchleitner, Jürgen
174	97	33,72	2,8766	49,1428	33,89	100 Mariack-Kraft, Lisa
175	91	32,19	2,8270	48,2943	33,31	245 Remek, Claudia
176	110	39,63	2,7757	47,4181	32,70	287 Kurenbach, Ralf
177	115	42,01	2,7374	46,7650	32,25	229 Fleischer, Claudia
178	141	51,90	2,7168	46,4117	32,01	135 Vaupel, Cora
179	108	41,07	2,6297	44,9236	30,98	139 Weiss, Ines
180	110	42,48	2,5895	44,2368	30,51	239 Karbaumer, Rainer
181	110	44,70	2,4609	42,0398	28,99	282 Klatt, Kuno
182	74	31,12	2,3779	40,6226	28,02	150 Hoiss, Michael
183	55	24,18	2,2746	38,8581	26,80	209 Vogel, Stefan
184	107	48,93	2,1868	37,3580	25,76	164 Yates, Mark

STANDARD -- Overall Stage Results

DM 2010 IPSC Standard

Printed Juni 27, 2010 at 18:02



Stage 7 -- Stage 7

	PTS	TIME	HIT FACTOR	STAGE POINTS	STAGE PERCENT	COMPETITOR # Name
185	136	62,72	2,1684	37,0432	25,55	102 Bahde, Bernd
186	139	74,49	1,8660	31,8781	21,98	294 Schröder, Sigurd
187	84	53,82	1,5608	26,6631	18,39	183 Wallbaum, Stefan
188	139	91,42	1,5205	25,9746	17,91	211 Erb, Margit
189	135	94,13	1,4342	24,5009	16,90	281 Monaco, Dr. Anton D.
190	68	49,15	1,3835	23,6353	16,30	117 Scherer, Michael
191	52	38,52	1,3499	23,0618	15,90	107 Bauer, Jochen
192	25	41,39	0,6040	10,3186	7,12	237 Longwitz, Jörg
193	12	26,75	0,4486	7,6636	5,29	106 Winter, Mark
194	9	29,96	0,3004	5,1319	3,54	255 Brunner, Martin

STANDARD -- Overall Stage Results

DM 2010 IPSC Standard

Printed Juni 27, 2010 at 18:02




Stage 8 -- Stage 8

	PTS	TIME	HIT FACTOR	STAGE POINTS	STAGE PERCENT	COMPETITOR # Name
1	55	10,90	5,0459	60,0000	100,00	203 Midgley, Gregory
2	56	11,71	4,7822	56,8652	94,78	56 Jakob, Herbert
3	54	11,93	4,5264	53,8231	89,71	204 Zobrist, Roger
4	55	12,28	4,4788	53,2573	88,76	158 Astroth, Marcus
5	50	11,50	4,3478	51,6996	86,17	33 Braun, Jürgen
6	54	12,57	4,2959	51,0827	85,14	61 Kummer, Patrick
7	56	13,11	4,2715	50,7926	84,65	207 Haben, Jörg
8	53	12,71	4,1699	49,5844	82,64	67 Jesch, Rado
9	50	12,33	4,0552	48,2194	80,37	109 Essen, Olaf van
10	54	13,65	3,9560	47,0410	78,40	45 Loch, Marijan
11	55	14,12	3,8952	46,3173	77,20	284 Nothnagel, Wolfgang
12	50	12,87	3,8850	46,1962	76,99	111 Schmidt, Tino
13	58	15,20	3,8158	45,3732	75,62	295 Bowakow, Ludwig
14	50	13,12	3,8110	45,3160	75,53	223 Heller, Peter
15	48	12,78	3,7559	44,6607	74,43	51 Köhler, Andreas
16	50	13,50	3,7037	44,0404	73,40	188 Eggert, Timm
17	54	14,81	3,6462	43,3565	72,26	189 Blank, Andreas
18	48	13,17	3,6446	43,3382	72,23	248 Stobbe, Markus
19	53	14,59	3,6326	43,1952	71,99	89 Nothnagel, Nils
20	52	14,37	3,6186	43,0290	71,72	140 Kuenzler, Oliver
21	44	12,28	3,5831	42,6059	71,01	126 Henn, Frank
22	56	15,71	3,5646	42,3864	70,64	48 Bettermann, Heribert
23	50	14,11	3,5436	42,1365	70,23	119 Wiegand, Max
24	57	16,11	3,5382	42,0721	70,12	173 Markopoulos, Georgios
25	50	14,17	3,5286	41,9580	69,93	174 Lehmann, Stephan
26	50	14,17	3,5286	41,9580	69,93	193 Holm, Volker
27	55	15,63	3,5189	41,8426	69,74	83 Tutschke, Petra
28	60	17,25	3,4783	41,3597	68,93	293 Weuster, Frank
29	52	14,97	3,4736	41,3044	68,84	128 Trautvetter, Ingo
30	55	16,36	3,3619	39,9755	66,63	186 Kniep, Christian
31	53	15,82	3,3502	39,8368	66,39	71 Damm, Oliver
32	56	16,73	3,3473	39,8022	66,34	108 Denk, Matthias
33	56	16,74	3,3453	39,7784	66,30	209 Vogel, Stefan
34	58	17,45	3,3238	39,5228	65,87	221 Mohr, Uwe
35	50	15,13	3,3047	39,2958	65,49	170 Sturm, Thomas
36	48	14,53	3,3035	39,2817	65,47	120 Wiegand, Maximilian
37	48	14,54	3,3012	39,2547	65,42	292 Kahl, Michael
38	52	15,79	3,2932	39,1594	65,27	59 Wohlmuth, Markus
39	39	11,88	3,2828	39,0358	65,06	66 Schütz, Michael
40	52	15,96	3,2581	38,7423	64,57	230 Schreiner, Michael
41	57	17,55	3,2479	38,6200	64,37	226 Gerard, Joel
42	58	17,91	3,2384	38,5077	64,18	149 Aron, Michael
43	54	16,83	3,2086	38,1526	63,59	79 Gallenbach, Dr. Heinz
44	54	16,99	3,1783	37,7934	62,99	86 Burkhardt, Helmut
45	50	15,82	3,1606	37,5819	62,64	130 Ballüer, Thomas
46	54	17,24	3,1323	37,2453	62,08	136 Rauch, Richard

STANDARD -- Overall Stage Results

DM 2010 IPSC Standard

Printed Juni 27, 2010 at 18:02



Stage 8 -- Stage 8

	PTS	TIME	HIT FACTOR	STAGE POINTS	STAGE PERCENT	COMPETITOR # Name
47	50	16,05	3,1153	37,0433	61,74	235 Papzien, Siegbert
48	54	17,38	3,1070	36,9453	61,58	50 Eggert, Kurt
49	52	16,84	3,0879	36,7178	61,20	260 Zwickl, Ralf
50	48	15,68	3,0612	36,4007	60,67	224 Jung, Rudi
51	39	12,86	3,0327	36,0611	60,10	76 Trautmann, Ralf
52	52	17,24	3,0162	35,8659	59,78	202 Seeger, Eugen
53	51	16,94	3,0106	35,7991	59,67	46 Wessely, Rene
54	56	18,93	2,9583	35,1765	58,63	278 Bern, Michael
55	47	15,92	2,9523	35,1051	58,51	41 Heinemann, Sascha
56	52	17,62	2,9512	35,0924	58,49	201 Peter, Franz
57	39	13,22	2,9501	35,0791	58,47	244 Lentz, Arne
58	52	17,68	2,9412	34,9733	58,29	269 Wüsthoff, Sebastian
59	45	15,41	2,9202	34,7236	57,87	36 Scheper, Hubert
60	49	16,90	2,8994	34,4766	57,46	168 Friedrich, Martin
61	48	16,59	2,8933	34,4041	57,34	63 Kirsch, Patrik
62	58	20,19	2,8727	34,1591	56,93	176 Wissgott, Thomas
63	53	18,55	2,8571	33,9740	56,62	162 Kahler, Peter
64	54	18,99	2,8436	33,8130	56,36	44 Kuhn, Manfred
65	37	13,27	2,7882	33,1548	55,26	94 Löffler, Volker
66	43	15,55	2,7653	32,8816	54,80	182 Wittmann, Horst
67	38	14,00	2,7143	32,2753	53,79	231 Perrot, Laurent
68	54	19,93	2,7095	32,2182	53,70	291 Stettmisch, Rainer
69	58	21,52	2,6952	32,0480	53,41	198 Dehn, Heinz
70	40	14,87	2,6900	31,9863	53,31	75 Pelzer, Simon
71	53	19,77	2,6808	31,8775	53,13	216 Schneider, Lothar
72	56	20,95	2,6730	31,7848	52,97	151 Konstantin, Andreas
73	52	19,51	2,6653	31,6928	52,82	256 Pfeiffer, Andreas
74	50	18,89	2,6469	31,4741	52,46	129 Spoerner, Oliver
75	44	16,67	2,6395	31,3857	52,31	145 Jakob, Frank
76	37	14,03	2,6372	31,3588	52,26	82 Tagliamonte, Raffaele
77	49	18,62	2,6316	31,2919	52,15	190 Lotz, Markus
78	53	20,17	2,6277	31,2453	52,08	234 Hatje, Peter
79	36	13,88	2,5937	30,8410	51,40	247 Käsberger, Hans-Jörg
80	48	18,51	2,5932	30,8354	51,39	133 Ruzanji, Harold
81	55	21,26	2,5870	30,7620	51,27	113 Pluto, Gerhard
82	50	19,35	2,5840	30,7259	51,21	49 Holzapfel, Christian
83	37	14,32	2,5838	30,7237	51,21	64 Tann, Joachim von der
84	46	17,88	2,5727	30,5918	50,99	143 Möller, Klaus
85	40	15,57	2,5690	30,5483	50,91	127 Clausen, Torsten
86	56	21,82	2,5665	30,5175	50,86	137 Blana, Michael
87	56	21,82	2,5665	30,5175	50,86	153 Moskopp, Georg
88	54	21,15	2,5532	30,3598	50,60	148 Ratta, Maurizio
89	53	21,00	2,5238	30,0104	50,02	95 Terving, Armin
90	44	17,53	2,5100	29,8460	49,74	121 Wittmann, Klaus
91	54	21,74	2,4839	29,5358	49,23	104 Schoenen, Andreas
92	52	20,94	2,4833	29,5285	49,21	107 Bauer, Jochen

STANDARD -- Overall Stage Results

DM 2010 IPSC Standard

Printed Juni 27, 2010 at 18:02



Stage 8 -- Stage 8

	PTS	TIME	HIT FACTOR	STAGE POINTS	STAGE PERCENT	COMPETITOR # Name
93	52	20,97	2,4797	29,4863	49,14	157 Pixberg, Frank
94	37	14,94	2,4766	29,4487	49,08	68 Klingberg, Anja
95	31	12,60	2,4603	29,2554	48,76	254 Etges, Michael
96	44	18,03	2,4404	29,0183	48,36	287 Kurenbach, Ralf
97	46	18,88	2,4364	28,9715	48,29	195 Völker, Lutz
98	40	16,42	2,4361	28,9669	48,28	225 Jung, Flo
99	55	22,88	2,4038	28,5839	47,64	180 Rogmann, Jürgen
100	46	19,15	2,4021	28,5630	47,61	167 Mansion, Frauke
101	51	21,34	2,3899	28,4178	47,36	142 Brecht, Matthias
102	37	15,49	2,3886	28,4031	47,34	90 Knoblauch, Manfred
103	33	13,83	2,3861	28,3731	47,29	187 Koch, Robert
104	44	18,46	2,3835	28,3424	47,24	227 Fleischer, Thomas
105	44	18,61	2,3643	28,1139	46,86	42 Stephan, Johann
106	56	23,79	2,3539	27,9904	46,65	131 Marquardt, Uwe
107	50	21,26	2,3518	27,9655	46,61	179 Schiffmann, Erik
108	48	20,53	2,3380	27,8014	46,34	103 Terving, Theo
109	50	21,42	2,3343	27,7566	46,26	101 Pschibul, Ralf
110	46	19,75	2,3291	27,6953	46,16	85 Burkhardt, Rita
111	54	23,37	2,3107	27,4758	45,79	215 Füger, Christian
112	37	16,12	2,2953	27,2930	45,49	74 Pelzer, Werner
113	50	21,84	2,2894	27,2228	45,37	265 Rothert, Marcus
114	35	15,58	2,2465	26,7126	44,52	150 Hoiss, Michael
115	55	24,50	2,2449	26,6939	44,49	138 Bartell, Gerd
116	50	22,91	2,1825	25,9514	43,25	238 Höhn, Klaus
117	44	20,28	2,1696	25,7988	43,00	255 Brunner, Martin
118	35	16,20	2,1605	25,6902	42,82	161 Graeve, Daniel von
119	41	19,00	2,1579	25,6593	42,77	166 Mansion, Boris
120	33	15,68	2,1046	25,0255	41,71	228 Fleischer, Alexander
121	52	24,72	2,1036	25,0132	41,69	196 Sebelin, Skarthe
122	54	25,80	2,0930	24,8879	41,48	47 Dietz, Stefan
123	41	19,63	2,0886	24,8358	41,39	110 Dahmen, Werner
124	33	16,17	2,0408	24,2672	40,45	105 Gräff, Harald
125	31	15,38	2,0156	23,9674	39,95	99 Kraft, Herbert
126	46	22,87	2,0114	23,9170	39,86	197 Völker, Klaus E.
127	43	21,38	2,0112	23,9153	39,86	194 Laetsch, Harald
128	39	19,48	2,0021	23,8062	39,68	243 Rösner, Frank
129	48	24,10	1,9917	23,6831	39,47	55 Klose, Jens
130	39	19,63	1,9868	23,6243	39,37	39 Müller, Jörg
131	44	22,63	1,9443	23,1198	38,53	268 Schmid, Patrik
132	44	22,65	1,9426	23,0993	38,50	246 Dose, Klaus-Peter
133	35	18,04	1,9401	23,0699	38,45	285 Wienbreyer, Michael
134	36	18,57	1,9386	23,0518	38,42	250 Buchleitner, Jürgen
135	24	12,40	1,9355	23,0147	38,36	60 Kummer, Steven
136	39	20,63	1,8905	22,4792	37,47	229 Fleischer, Claudia
137	29	15,38	1,8856	22,4211	37,37	38 Altin, Ergün
138	48	25,82	1,8590	22,1055	36,84	290 Wieder, Werner

STANDARD -- Overall Stage Results

DM 2010 IPSC Standard

Printed Juni 27, 2010 at 18:02



Stage 8 -- Stage 8

	PTS	TIME	HIT FACTOR	STAGE POINTS	STAGE PERCENT	COMPETITOR # Name
139	37	19,91	1,8584	22,0976	36,83	249 Klees, Guido
140	35	19,03	1,8392	21,8698	36,45	217 Hubig, Steffen
141	32	18,03	1,7748	21,1042	35,17	43 Schmickler, Friedrich
142	50	28,35	1,7637	20,9716	34,95	219 Zieffle, Wolfgang
143	35	19,94	1,7553	20,8717	34,79	88 Knoblauch, Gisela
144	49	28,58	1,7145	20,3868	33,98	264 Ritter, Maximilian
145	56	33,43	1,6751	19,9190	33,20	102 Bahde, Bernd
146	50	29,89	1,6728	19,8911	33,15	159 Krause, Klaus
147	27	16,35	1,6514	19,6364	32,73	253 Perey, Stefan
148	29	17,94	1,6165	19,2216	32,04	37 Freitag, Andreas
149	37	23,03	1,6066	19,1039	31,84	236 Gkazonis, Viktor
150	53	33,02	1,6051	19,0860	31,81	245 Remek, Claudia
151	28	17,60	1,5909	18,9174	31,53	185 Biedermann, Wolfgang
152	40	25,47	1,5705	18,6744	31,12	183 Wallbaum, Stefan
153	25	16,00	1,5625	18,5795	30,97	123 Brauer, Detlev
154	23	15,01	1,5323	18,2206	30,37	267 BoBlet, Peter
155	33	21,72	1,5193	18,0663	30,11	100 Mariack-Kraft, Lisa
156	31	20,80	1,4904	17,7220	29,54	172 Schäfer, Patric
157	20	13,59	1,4717	17,4995	29,17	262 Maier, Klaus
158	39	26,60	1,4662	17,4340	29,06	135 Vaupel, Cora
159	46	31,53	1,4589	17,3480	28,91	211 Erb, Margit
160	28	19,37	1,4455	17,1887	28,65	165 Habicht, Stefan
161	27	18,78	1,4377	17,0956	28,49	169 Friedrich, Guenter
162	35	24,91	1,4051	16,7074	27,85	251 Thomanetz, Bernd
163	49	36,18	1,3543	16,1043	26,84	164 Yates, Mark
164	33	25,06	1,3168	15,6584	26,10	257 Schomacker, Heinz
165	20	15,37	1,3012	15,4729	25,79	240 Greissl, Andreas
166	31	24,78	1,2510	14,8756	24,79	139 Weiss, Ines
167	27	21,68	1,2454	14,8088	24,68	191 Zucker, Holger
168	31	25,79	1,2020	14,2931	23,82	282 Klatt, Kuno
169	24	20,11	1,1934	14,1910	23,65	144 Wallroth, Marion
170	25	21,11	1,1843	14,0821	23,47	87 Kunisch, Matthias
171	20	16,90	1,1834	14,0721	23,45	171 Altmaier, Michael
172	21	17,87	1,1752	13,9736	23,29	52 Weiler, Manfred
173	41	34,96	1,1728	13,9453	23,24	212 Erb, Ehrhard
174	21	18,16	1,1564	13,7505	22,92	73 Vollbrecht, Michael
175	20	17,60	1,1364	13,5124	22,52	177 Best, Max
176	21	19,78	1,0617	12,6243	21,04	233 Spies, Axel
177	19	18,05	1,0526	12,5167	20,86	116 Kuhlmann, Norbert
178	20	20,12	0,9940	11,8200	19,70	181 Krueger, Donald
179	20	20,52	0,9747	11,5896	19,32	266 Knümann, Guido
180	16	16,74	0,9558	11,3653	18,94	106 Winter, Mark
181	16	18,75	0,8533	10,1469	16,91	62 Biereigel, Thomas
182	14	16,44	0,8516	10,1261	16,88	93 Kelterbaum, Reinhard
183	27	32,46	0,8318	9,8908	16,48	258 Schirm, Karsten
184	18	24,77	0,7267	8,6410	14,40	208 Schmidt, Frank

STANDARD -- Overall Stage Results

DM 2010 IPSC Standard

Printed Juni 27, 2010 at 18:02



Stage 8 -- Stage 8

	PTS	TIME	HIT FACTOR	STAGE POINTS	STAGE PERCENT	COMPETITOR # Name
185	12	17,54	0,6842	8,1352	13,56	263 Saller, Curt
186	27	40,86	0,6608	7,8574	13,10	117 Scherer, Michael
187	18	29,62	0,6077	7,2261	12,04	281 Monaco, Dr. Anton D.
188	11	23,90	0,4603	5,4728	9,12	220 Gehrsitz, Michael
189	16	35,45	0,4513	5,3668	8,94	237 Longwitz, Jörg
190	23	53,02	0,4338	5,1583	8,60	294 Schröder, Sigurd
191	4	12,78	0,3130	3,7217	6,20	91 Schwarz, Andreas
192	5	17,30	0,2890	3,4367	5,73	178 Best, Peter
193	0	35,14	0,0000	0,0000	0,00	239 Karbaumer, Rainer
194	0	33,74	0,0000	0,0000	0,00	252 Lachenmayer, Sonja

STANDARD -- Overall Stage Results

DM 2010 IPSC Standard

Printed Juni 27, 2010 at 18:02



Stage 9 -- Stage 9

	PTS	TIME	HIT FACTOR	STAGE POINTS	STAGE PERCENT	COMPETITOR # Name
1	67	9,70	6,9072	70,0000	100,00	203 Midgley, Gregory
2	62	9,17	6,7612	68,5200	97,89	111 Schmidt, Tino
3	64	9,67	6,6184	67,0731	95,82	188 Eggert, Timm
4	66	10,16	6,4961	65,8332	94,05	204 Zobrist, Roger
5	68	10,59	6,4212	65,0741	92,96	293 Weuster, Frank
6	67	10,69	6,2675	63,5173	90,74	89 Nothnagel, Nils
7	63	10,10	6,2376	63,2141	90,31	284 Nothnagel, Wolfgang
8	66	10,63	6,2088	62,9225	89,89	244 Lentz, Arne
9	60	9,70	6,1856	62,6866	89,55	140 Kuenzler, Oliver
10	62	10,13	6,1204	62,0265	88,61	126 Henn, Frank
11	66	10,86	6,0773	61,5898	87,99	187 Koch, Robert
12	54	8,98	6,0134	60,9414	87,06	61 Kummer, Patrick
13	63	10,57	5,9603	60,4033	86,29	56 Jakob, Herbert
14	64	10,75	5,9535	60,3346	86,19	60 Kummer, Steven
15	60	10,14	5,9172	59,9664	85,67	120 Wiegand, Maximilian
16	66	11,19	5,8981	59,7735	85,39	51 Köhler, Andreas
17	68	11,53	5,8977	59,7688	85,38	67 Jesch, Rado
18	63	10,71	5,8824	59,6137	85,16	109 Essen, Olaf van
19	52	8,93	5,8231	59,0129	84,30	71 Damm, Oliver
20	68	11,81	5,7578	58,3518	83,36	137 Blana, Michael
21	68	11,90	5,7143	57,9104	82,73	207 Haben, Jörg
22	66	11,67	5,6555	57,3150	81,88	99 Kraft, Herbert
23	64	11,42	5,6042	56,7948	81,14	48 Bettermann, Heribert
24	68	12,31	5,5240	55,9817	79,97	83 Tutschke, Petra
25	66	12,02	5,4908	55,6461	79,49	38 Altin, Ergün
26	64	11,67	5,4841	55,5781	79,40	162 Kahler, Peter
27	61	11,17	5,4611	55,3441	79,06	76 Trautmann, Ralf
28	68	12,50	5,4400	55,1307	78,76	189 Blank, Andreas
29	68	12,52	5,4313	55,0427	78,63	231 Perrot, Laurent
30	64	11,87	5,3917	54,6417	78,06	173 Markopoulos, Georgios
31	64	11,89	5,3827	54,5498	77,93	295 Bowakow, Ludwig
32	67	12,50	5,3600	54,3200	77,60	247 Käsberger, Hans-Jörg
33	68	12,75	5,3333	54,0498	77,21	119 Wiegand, Max
34	60	11,25	5,3333	54,0498	77,21	145 Jakob, Frank
35	64	12,05	5,3112	53,8255	76,89	292 Kahl, Michael
36	62	11,80	5,2542	53,2482	76,07	170 Sturm, Thomas
37	67	12,84	5,2181	52,8816	75,55	36 Scheper, Hubert
38	66	12,71	5,1928	52,6251	75,18	129 Spoerner, Oliver
39	69	13,29	5,1919	52,6161	75,17	108 Denk, Matthias
40	69	13,39	5,1531	52,2232	74,60	46 Wessely, Rene
41	60	11,72	5,1195	51,8822	74,12	130 Ballüer, Thomas
42	62	12,13	5,1113	51,7995	74,00	168 Friedrich, Martin
43	54	10,59	5,0992	51,6765	73,82	223 Heller, Peter
44	60	11,79	5,0891	51,5742	73,68	161 Graeve, Daniel von
45	49	9,68	5,0620	51,2998	73,29	64 Tann, Joachim von der
46	66	13,07	5,0497	51,1756	73,11	128 Trautvetter, Ingo

STANDARD -- Overall Stage Results

DM 2010 IPSC Standard

Printed Juni 27, 2010 at 18:02



Stage 9 -- Stage 9

	PTS	TIME	HIT FACTOR	STAGE POINTS	STAGE PERCENT	COMPETITOR # Name
47	69	13,69	5,0402	51,0788	72,97	95 Terving, Armin
48	58	11,51	5,0391	51,0679	72,95	269 Wüsthoff, Sebastian
49	58	11,56	5,0173	50,8470	72,64	93 Kelterbaum, Reinhard
50	69	13,98	4,9356	50,0192	71,46	131 Marquardt, Uwe
51	58	11,78	4,9236	49,8974	71,28	195 Völker, Lutz
52	66	13,45	4,9071	49,7298	71,04	37 Freitag, Andreas
53	60	12,27	4,8900	49,5566	70,80	235 Papzien, Siegbert
54	69	14,29	4,8286	48,9341	69,91	86 Burkhart, Helmut
55	67	13,97	4,7960	48,6041	69,43	233 Spies, Axel
56	68	14,26	4,7686	48,3264	69,04	90 Knoblauch, Manfred
57	69	14,50	4,7586	48,2254	68,89	221 Mohr, Uwe
58	66	13,91	4,7448	48,0852	68,69	59 Wohlmuth, Markus
59	60	12,74	4,7096	47,7284	68,18	62 Biereigel, Thomas
60	56	12,02	4,6589	47,2148	67,45	193 Holm, Volker
61	66	14,17	4,6577	47,2029	67,43	153 Moskopp, Georg
62	70	15,05	4,6512	47,1364	67,34	227 Fleischer, Thomas
63	66	14,32	4,6089	46,7085	66,73	45 Loch, Marijan
64	63	13,68	4,6053	46,6712	66,67	179 Schiffmann, Erik
65	64	13,90	4,6043	46,6617	66,66	143 Möller, Klaus
66	66	14,39	4,5865	46,4813	66,40	191 Zucker, Holger
67	67	14,69	4,5609	46,2219	66,03	44 Kuhn, Manfred
68	66	14,62	4,5144	45,7500	65,36	166 Mansion, Boris
69	68	15,18	4,4796	45,3975	64,85	185 Biedermann, Wolfgang
70	66	14,78	4,4655	45,2548	64,65	190 Lotz, Markus
71	66	14,78	4,4655	45,2548	64,65	230 Schreiner, Michael
72	62	13,95	4,4444	45,0415	64,34	178 Best, Peter
73	62	13,95	4,4444	45,0415	64,34	224 Jung, Rudi
74	54	12,16	4,4408	45,0044	64,29	254 Etges, Michael
75	62	13,99	4,4317	44,9127	64,16	174 Lehmann, Stephan
76	51	11,53	4,4232	44,8266	64,04	66 Schütz, Michael
77	63	14,25	4,4211	44,8044	64,01	55 Klose, Jens
78	68	15,40	4,4156	44,7490	63,93	110 Dahmen, Werner
79	47	10,70	4,3925	44,5153	63,59	158 Astroth, Marcus
80	65	14,96	4,3449	44,0328	62,90	198 Dehn, Heinz
81	60	13,88	4,3228	43,8083	62,58	33 Braun, Jürgen
82	68	15,82	4,2984	43,5610	62,23	167 Mansion, Frauke
83	54	12,58	4,2925	43,5019	62,15	50 Eggert, Kurt
84	61	14,23	4,2867	43,4430	62,06	262 Maier, Klaus
85	65	15,25	4,2623	43,1955	61,71	74 Pelzer, Werner
86	62	14,57	4,2553	43,1248	61,61	150 Hoiss, Michael
87	65	15,31	4,2456	43,0262	61,47	202 Seeger, Eugen
88	60	14,14	4,2433	43,0028	61,43	256 Pfeiffer, Andreas
89	68	16,03	4,2420	42,9903	61,41	121 Wittmann, Klaus
90	64	15,22	4,2050	42,6148	60,88	42 Stephan, Johann
91	53	12,65	4,1897	42,4600	60,66	82 Tagliamonte, Raffaele
92	58	13,94	4,1607	42,1658	60,24	75 Pelzer, Simon

STANDARD -- Overall Stage Results

DM 2010 IPSC Standard

Printed Juni 27, 2010 at 18:02




Stage 9 -- Stage 9

	PTS	TIME	HIT FACTOR	STAGE POINTS	STAGE PERCENT	COMPETITOR #	Name
93	67	16,17	4,1435	41,9913	59,99	87	Kunisch, Matthias
94	64	15,46	4,1397	41,9532	59,93	266	Knümann, Guido
95	68	16,45	4,1337	41,8927	59,85	151	Konstantin, Andreas
96	56	13,57	4,1267	41,8218	59,75	253	Perey, Stefan
97	62	15,13	4,0978	41,5286	59,33	248	Stobbe, Markus
98	53	13,02	4,0707	41,2534	58,93	105	Gräff, Harald
99	62	15,25	4,0656	41,2019	58,86	243	Rösner, Frank
100	58	14,40	4,0278	40,8188	58,31	236	Gkazonis, Viktor
101	52	12,92	4,0248	40,7883	58,27	127	Clausen, Torsten
102	64	15,91	4,0226	40,7666	58,24	79	Gallenbach, Dr. Heinz
103	61	15,17	4,0211	40,7511	58,22	215	Füger, Christian
104	64	16,03	3,9925	40,4614	57,80	217	Hubig, Steffen
105	54	13,53	3,9911	40,4474	57,78	63	Kirsch, Patrik
106	62	15,65	3,9617	40,1488	57,36	290	Wieder, Werner
107	58	14,74	3,9349	39,8773	56,97	49	Holzapfel, Christian
108	65	16,62	3,9110	39,6349	56,62	171	Altmaier, Michael
109	50	12,82	3,9002	39,5255	56,46	169	Friedrich, Guenter
110	69	17,79	3,8786	39,3068	56,15	194	Laetsch, Harald
111	58	15,12	3,8360	38,8751	55,54	100	Mariack-Kraft, Lisa
112	66	17,24	3,8283	38,7973	55,42	209	Vogel, Stefan
113	62	16,20	3,8272	38,7857	55,41	144	Wallroth, Marion
114	68	17,80	3,8202	38,7154	55,31	142	Brecht, Matthias
115	65	17,02	3,8190	38,7034	55,29	73	Vollbrecht, Michael
116	55	14,50	3,7931	38,4406	54,92	43	Schmickler, Friedrich
117	52	13,76	3,7791	38,2983	54,71	260	Zwickl, Ralf
118	62	16,69	3,7148	37,6470	53,78	149	Aron, Michael
119	66	17,83	3,7016	37,5135	53,59	101	Pschibul, Ralf
120	58	15,88	3,6524	37,0145	52,88	250	Buchleitner, Jürgen
121	58	16,10	3,6025	36,5088	52,16	177	Best, Max
122	66	18,83	3,5050	35,5213	50,74	216	Schneider, Lothar
123	70	20,02	3,4965	35,4347	50,62	172	Schäfer, Patric
124	66	18,88	3,4958	35,4272	50,61	41	Heinemann, Sascha
125	64	18,37	3,4839	35,3074	50,44	197	Völker, Klaus E.
126	65	18,69	3,4778	35,2451	50,35	249	Klees, Guido
127	68	19,59	3,4712	35,1779	50,25	278	Bern, Michael
128	62	17,88	3,4676	35,1414	50,20	251	Thomanetz, Bernd
129	52	15,10	3,4437	34,8997	49,86	91	Schwarz, Andreas
130	52	15,22	3,4166	34,6245	49,46	133	Ruzanji, Harold
131	68	20,29	3,3514	33,9642	48,52	208	Schmidt, Frank
132	52	15,53	3,3484	33,9334	48,48	136	Rauch, Richard
133	45	13,50	3,3333	33,7811	48,26	39	Müller, Jörg
134	66	19,81	3,3317	33,7640	48,23	47	Dietz, Stefan
135	59	18,01	3,2760	33,1996	47,43	219	Zieffle, Wolfgang
136	45	13,81	3,2585	33,0228	47,18	225	Jung, Flo
137	66	20,31	3,2496	32,9328	47,05	176	Wissgott, Thomas
138	45	13,88	3,2421	32,8563	46,94	123	Brauer, Detlev

STANDARD -- Overall Stage Results

DM 2010 IPSC Standard

Printed Juni 27, 2010 at 18:02



Stage 9 -- Stage 9

	PTS	TIME	HIT FACTOR	STAGE POINTS	STAGE PERCENT	COMPETITOR # Name
139	49	15,30	3,2026	32,4563	46,37	68 Klingberg, Anja
140	68	21,43	3,1731	32,1575	45,94	113 Pluto, Gerhard
141	62	19,57	3,1681	32,1067	45,87	285 Wienbreyer, Michael
142	62	19,70	3,1472	31,8948	45,56	165 Habicht, Stefan
143	53	16,99	3,1195	31,6139	45,16	246 Dose, Klaus-Peter
144	56	18,00	3,1111	31,5290	45,04	139 Weiss, Ines
145	67	21,55	3,1090	31,5081	45,01	226 Gerard, Joel
146	57	18,85	3,0239	30,6449	43,78	186 Kniep, Christian
147	58	19,31	3,0036	30,4397	43,49	229 Fleischer, Claudia
148	58	19,39	2,9912	30,3141	43,31	245 Remek, Claudia
149	46	15,50	2,9677	30,0761	42,97	240 Greissl, Andreas
150	63	21,33	2,9536	29,9326	42,76	220 Gehrsitz, Michael
151	58	19,66	2,9502	29,8978	42,71	104 Schoenen, Andreas
152	62	21,02	2,9496	29,8919	42,70	263 Saller, Curt
153	50	17,02	2,9377	29,7718	42,53	265 Rothert, Marcus
154	50	17,32	2,8868	29,2561	41,79	180 Rogmann, Jürgen
155	66	22,96	2,8746	29,1318	41,62	282 Klatt, Kuno
156	68	23,93	2,8416	28,7979	41,14	252 Lachenmayer, Sonja
157	35	12,34	2,8363	28,7440	41,06	228 Fleischer, Alexander
158	62	22,02	2,8156	28,5344	40,76	238 Höhn, Klaus
159	60	21,32	2,8143	28,5206	40,74	196 Sebelin, Skarthe
160	68	24,52	2,7732	28,1050	40,15	164 Yates, Mark
161	66	24,10	2,7386	27,7538	39,65	116 Kuhlmann, Norbert
162	52	19,34	2,6887	27,2485	38,93	85 Burkhart, Rita
163	37	13,88	2,6657	27,0151	38,59	267 Boßlet, Peter
164	43	16,14	2,6642	26,9998	38,57	157 Pixberg, Frank
165	44	16,53	2,6618	26,9758	38,54	183 Wallbaum, Stefan
166	35	13,36	2,6198	26,5495	37,93	182 Wittmann, Horst
167	62	24,43	2,5379	25,7195	36,74	181 Krueger, Donald
168	62	24,59	2,5214	25,5522	36,50	135 Vaupel, Cora
169	66	26,38	2,5019	25,3550	36,22	237 Longwitz, Jörg
170	26	10,54	2,4668	24,9993	35,71	94 Löffler, Volker
171	64	26,56	2,4096	24,4201	34,89	159 Krause, Klaus
172	45	18,81	2,3923	24,2448	34,64	88 Knoblauch, Gisela
173	45	18,94	2,3759	24,0784	34,40	258 Schirm, Karsten
174	70	29,69	2,3577	23,8937	34,13	212 Erb, Ehrhard
175	66	28,02	2,3555	23,8710	34,10	287 Kurenbach, Ralf
176	62	26,65	2,3265	23,5770	33,68	239 Karbaumer, Rainer
177	65	28,09	2,3140	23,4507	33,50	102 Bahde, Bernd
178	62	27,14	2,2845	23,1514	33,07	201 Peter, Franz
179	39	17,12	2,2780	23,0864	32,98	103 Terving, Theo
180	57	26,47	2,1534	21,8231	31,18	234 Hatje, Peter
181	49	22,80	2,1491	21,7799	31,11	268 Schmid, Patrik
182	68	32,09	2,1190	21,4750	30,68	281 Monaco, Dr. Anton D.
183	64	30,60	2,0915	21,1960	30,28	52 Weiler, Manfred
184	68	32,62	2,0846	21,1261	30,18	291 Stettmisch, Rainer

STANDARD -- Overall Stage Results

DM 2010 IPSC Standard

Printed Juni 27, 2010 at 18:02



Stage 9 -- Stage 9

	PTS	TIME	HIT FACTOR	STAGE POINTS	STAGE PERCENT	COMPETITOR # Name
185	35	16,79	2,0846	21,1258	30,18	106 Winter, Mark
186	66	34,83	1,8949	19,2037	27,43	107 Bauer, Jochen
187	63	40,08	1,5719	15,9297	22,76	148 Ratta, Maurizio
188	61	42,13	1,4479	14,6735	20,96	264 Ritter, Maximilian
189	45	31,66	1,4214	14,4044	20,58	138 Bartell, Gerd
190	68	56,29	1,2080	12,2426	17,49	211 Erb, Margit
191	40	36,07	1,1090	11,2385	16,06	117 Scherer, Michael
192	22	21,07	1,0441	10,5816	15,12	257 Schomacker, Heinz
193	19	48,38	0,3927	3,9800	5,69	294 Schröder, Sigurd
194	7	18,85	0,3714	3,7634	5,38	255 Brunner, Martin

STANDARD -- Overall Stage Results

DM 2010 IPSC Standard

Printed Juni 27, 2010 at 18:02



Stage 10 -- Stage 10

	PTS	TIME	HIT FACTOR	STAGE POINTS	STAGE PERCENT	COMPETITOR # Name
1	42	4,97	8,4507	45,0000	100,00	203 Midgley, Gregory
2	39	4,87	8,0082	42,6437	94,76	71 Damm, Oliver
3	42	5,45	7,7064	41,0367	91,19	158 Astroth, Marcus
4	42	5,53	7,5949	40,4430	89,87	204 Zobrist, Roger
5	44	5,87	7,4957	39,9148	88,70	46 Wessely, Rene
6	41	5,70	7,1930	38,3026	85,12	89 Nothnagel, Nils
7	40	5,79	6,9085	36,7876	81,75	188 Eggert, Timm
8	39	5,71	6,8301	36,3704	80,82	120 Wiegand, Maximilian
9	43	6,44	6,6770	35,5551	79,01	50 Eggert, Kurt
10	43	6,57	6,5449	34,8516	77,45	111 Schmidt, Tino
11	41	6,27	6,5391	34,8206	77,38	140 Kuenzler, Oliver
12	45	6,93	6,4935	34,5779	76,84	119 Wiegand, Max
13	39	6,09	6,4039	34,1010	75,78	76 Trautmann, Ralf
14	39	6,12	6,3725	33,9338	75,41	60 Kummer, Steven
15	43	6,76	6,3609	33,8720	75,27	75 Pelzer, Simon
16	39	6,14	6,3518	33,8233	75,16	207 Haben, Jörg
17	37	5,86	6,3140	33,6220	74,72	247 Käsberger, Hans-Jörg
18	35	5,55	6,3063	33,5811	74,62	45 Loch, Marijan
19	37	5,91	6,2606	33,3376	74,08	56 Jakob, Herbert
20	36	5,85	6,1538	32,7692	72,82	61 Kummer, Patrick
21	45	7,38	6,0976	32,4695	72,15	128 Trautvetter, Ingo
22	41	6,90	5,9420	31,6413	70,31	162 Kahler, Peter
23	41	7,05	5,8156	30,9681	68,82	99 Kraft, Herbert
24	42	7,23	5,8091	30,9336	68,74	231 Perrot, Laurent
25	35	6,09	5,7471	30,6034	68,01	51 Köhler, Andreas
26	43	7,50	5,7333	30,5300	67,84	108 Denk, Matthias
27	43	7,53	5,7105	30,4084	67,57	79 Gallenbach, Dr. Heinz
28	39	6,86	5,6851	30,2733	67,27	295 Bowakow, Ludwig
29	37	6,52	5,6748	30,2186	67,15	187 Koch, Robert
30	35	6,24	5,6090	29,8678	66,37	94 Löffler, Volker
31	37	6,63	5,5807	29,7172	66,04	292 Kahl, Michael
32	39	7,01	5,5635	29,6255	65,83	223 Heller, Peter
33	41	7,47	5,4886	29,2269	64,95	129 Spoerner, Oliver
34	44	8,13	5,4121	28,8192	64,04	221 Mohr, Uwe
35	34	6,33	5,3712	28,6019	63,56	226 Gerard, Joel
36	38	7,10	5,3521	28,5000	63,33	74 Pelzer, Werner
37	42	7,86	5,3435	28,4542	63,23	68 Klingberg, Anja
38	36	6,94	5,1873	27,6225	61,38	109 Essen, Olaf van
39	40	7,80	5,1282	27,3077	60,68	59 Wohlmuth, Markus
40	37	7,28	5,0824	27,0639	60,14	174 Lehmann, Stephan
41	27	5,38	5,0186	26,7240	59,39	161 Graeve, Daniel von
42	42	8,40	5,0000	26,6250	59,17	83 Tutschke, Petra
43	31	6,33	4,8973	26,0782	57,95	293 Weuster, Frank
44	40	8,18	4,8900	26,0391	57,86	236 Gkazonis, Viktor
45	44	9,02	4,8780	25,9756	57,72	198 Dehn, Heinz
46	42	8,63	4,8667	25,9154	57,59	123 Brauer, Detlev

STANDARD -- Overall Stage Results

DM 2010 IPSC Standard

Printed Juni 27, 2010 at 18:02



Stage 10 -- Stage 10

	PTS	TIME	HIT FACTOR	STAGE POINTS	STAGE PERCENT	COMPETITOR # Name
47	37	7,62	4,8556	25,8563	57,46	235 Papzien, Siegbert
48	39	8,04	4,8507	25,8302	57,40	49 Holzapfel, Christian
49	45	9,28	4,8491	25,8217	57,38	104 Schoenen, Andreas
50	37	7,69	4,8114	25,6209	56,94	110 Dahmen, Werner
51	40	8,35	4,7904	25,5090	56,69	95 Terving, Armin
52	42	8,84	4,7511	25,2998	56,22	73 Vollbrecht, Michael
53	38	8,01	4,7441	25,2622	56,14	116 Kuhlmann, Norbert
54	25	5,33	4,6904	24,9765	55,50	233 Spies, Axel
55	43	9,21	4,6688	24,8616	55,25	36 Scheper, Hubert
56	43	9,23	4,6587	24,8077	55,13	262 Maier, Klaus
57	41	8,81	4,6538	24,7815	55,07	195 Völker, Lutz
58	39	8,48	4,5991	24,4900	54,42	137 Blana, Michael
59	45	9,81	4,5872	24,4266	54,28	151 Konstantin, Andreas
60	33	7,22	4,5706	24,3386	54,09	193 Holm, Volker
61	39	8,62	4,5244	24,0922	53,54	55 Klose, Jens
62	42	9,35	4,4920	23,9198	53,16	153 Moskopp, Georg
63	39	8,70	4,4828	23,8707	53,05	149 Aron, Michael
64	40	8,96	4,4643	23,7723	52,83	131 Marquardt, Uwe
65	37	8,32	4,4471	23,6809	52,62	150 Hoiss, Michael
66	41	9,22	4,4469	23,6795	52,62	90 Knoblauch, Manfred
67	42	9,46	4,4397	23,6416	52,54	171 Altmaier, Michael
68	38	8,76	4,3379	23,0993	51,33	127 Clausen, Torsten
69	29	6,70	4,3284	23,0485	51,22	173 Markopoulos, Georgios
70	45	10,45	4,3062	22,9306	50,96	182 Wittmann, Horst
71	39	9,06	4,3046	22,9222	50,94	179 Schiffmann, Erik
72	39	9,15	4,2623	22,6967	50,44	240 Greissl, Andreas
73	35	8,27	4,2322	22,5363	50,08	145 Jakob, Frank
74	33	7,82	4,2199	22,4712	49,94	178 Best, Peter
75	33	7,84	4,2092	22,4139	49,81	191 Zucker, Holger
76	43	10,22	4,2074	22,4046	49,79	258 Schirm, Karsten
77	40	9,51	4,2061	22,3975	49,77	202 Seeger, Eugen
78	32	7,63	4,1940	22,3329	49,63	220 Gehrsitz, Michael
79	40	9,54	4,1929	22,3270	49,62	107 Bauer, Jochen
80	39	9,45	4,1270	21,9762	48,84	121 Wittmann, Klaus
81	36	8,75	4,1143	21,9086	48,69	82 Tagliamonte, Raffaele
82	41	9,98	4,1082	21,8763	48,61	230 Schreiner, Michael
83	41	10,04	4,0837	21,7455	48,32	172 Schäfer, Patric
84	26	6,38	4,0752	21,7006	48,22	93 Kelterbaum, Reinhard
85	35	8,60	4,0698	21,6715	48,16	269 Wüsthoff, Sebastian
86	41	10,11	4,0554	21,5950	47,99	101 Pschibul, Ralf
87	28	6,93	4,0404	21,5152	47,81	126 Henn, Frank
88	25	6,21	4,0258	21,4372	47,64	64 Tann, Joachim von der
89	37	9,20	4,0217	21,4158	47,59	224 Jung, Rudi
90	40	9,98	4,0080	21,3427	47,43	194 Laetsch, Harald
91	35	8,76	3,9954	21,2757	47,28	263 Saller, Curt
92	35	8,79	3,9818	21,2031	47,12	103 Terving, Theo

STANDARD -- Overall Stage Results

DM 2010 IPSC Standard

Printed Juni 27, 2010 at 18:02




Stage 10 -- Stage 10

	PTS	TIME	HIT FACTOR	STAGE POINTS	STAGE PERCENT	COMPETITOR # Name
93	26	6,55	3,9695	21,1374	46,97	189 Blank, Andreas
94	39	9,83	3,9674	21,1267	46,95	253 Perey, Stefan
95	33	8,32	3,9663	21,1208	46,94	38 Altin, Ergün
96	37	9,39	3,9404	20,9824	46,63	197 Völker, Klaus E.
97	37	9,40	3,9362	20,9601	46,58	254 Etges, Michael
98	36	9,15	3,9344	20,9508	46,56	186 Kniep, Christian
99	38	9,67	3,9297	20,9255	46,50	257 Schomacker, Heinz
100	35	8,91	3,9282	20,9175	46,48	85 Burkhart, Rita
101	36	9,23	3,9003	20,7692	46,15	245 Remek, Claudia
102	37	9,51	3,8906	20,7177	46,04	196 Sebelin, Skarthe
103	38	9,79	3,8815	20,6690	45,93	234 Hatje, Peter
104	37	9,55	3,8743	20,6309	45,85	190 Lotz, Markus
105	35	9,17	3,8168	20,3244	45,17	180 Rogmann, Jürgen
106	35	9,19	3,8085	20,2802	45,07	113 Pluto, Gerhard
107	41	10,80	3,7963	20,2153	44,92	47 Dietz, Stefan
108	35	9,22	3,7961	20,2142	44,92	243 Rösner, Frank
109	31	8,22	3,7713	20,0821	44,63	249 Klees, Guido
110	33	8,77	3,7628	20,0371	44,53	177 Best, Max
111	39	10,37	3,7608	20,0265	44,50	208 Schmidt, Frank
112	37	9,89	3,7412	19,9216	44,27	285 Wienbreyer, Michael
113	36	9,65	3,7306	19,8653	44,15	217 Hubig, Steffen
114	37	9,93	3,7261	19,8414	44,09	246 Dose, Klaus-Peter
115	23	6,21	3,7037	19,7222	43,83	168 Friedrich, Martin
116	33	8,95	3,6872	19,6341	43,63	167 Mansion, Frauke
117	21	5,76	3,6458	19,4141	43,14	48 Bettermann, Heribert
118	33	9,06	3,6424	19,3957	43,10	266 Knümann, Guido
119	39	10,73	3,6347	19,3546	43,01	88 Knoblauch, Gisela
120	35	9,77	3,5824	19,0763	42,39	228 Fleischer, Alexander
121	33	9,25	3,5676	18,9973	42,22	105 Gräff, Harald
122	29	8,13	3,5670	18,9945	42,21	248 Stobbe, Markus
123	35	9,82	3,5642	18,9791	42,18	144 Wallroth, Marion
124	41	11,56	3,5467	18,8862	41,97	87 Kunisch, Matthias
125	41	11,57	3,5436	18,8699	41,93	165 Habicht, Stefan
126	41	11,60	3,5345	18,8211	41,82	176 Wissgott, Thomas
127	39	11,13	3,5040	18,6590	41,46	290 Wieder, Werner
128	22	6,34	3,4700	18,4779	41,06	33 Braun, Jürgen
129	34	9,82	3,4623	18,4369	40,97	219 Zieffle, Wolfgang
130	39	11,30	3,4513	18,3783	40,84	201 Peter, Franz
131	31	9,01	3,4406	18,3213	40,71	260 Zwickl, Ralf
132	40	11,63	3,4394	18,3147	40,70	216 Schneider, Lothar
133	36	10,65	3,3803	18,0000	40,00	264 Ritter, Maximilian
134	42	12,43	3,3789	17,9928	39,98	142 Brecht, Matthias
135	39	11,57	3,3708	17,9494	39,89	265 Rothert, Marcus
136	31	9,29	3,3369	17,7691	39,49	250 Buchleitner, Jürgen
137	42	12,70	3,3071	17,6102	39,13	278 Bern, Michael
138	42	12,77	3,2890	17,5137	38,92	164 Yates, Mark

STANDARD -- Overall Stage Results

DM 2010 IPSC Standard

Printed Juni 27, 2010 at 18:02



Stage 10 -- Stage 10

	PTS	TIME	HIT FACTOR	STAGE POINTS	STAGE PERCENT	COMPETITOR # Name
139	26	8,03	3,2379	17,2416	38,31	39 Müller, Jörg
140	26	8,06	3,2258	17,1774	38,17	225 Jung, Flo
141	35	11,18	3,1306	16,6704	37,05	157 Pixberg, Frank
142	33	10,67	3,0928	16,4691	36,60	42 Stephan, Johann
143	27	8,83	3,0578	16,2826	36,18	91 Schwarz, Andreas
144	28	9,24	3,0303	16,1364	35,86	268 Schmid, Patrik
145	42	13,87	3,0281	16,1247	35,83	215 Füger, Christian
146	39	12,92	3,0186	16,0739	35,72	252 Lachenmayer, Sonja
147	21	6,96	3,0172	16,0668	35,70	267 Boßlet, Peter
148	42	13,99	3,0021	15,9864	35,53	244 Lentz, Arne
149	23	7,72	2,9793	15,8646	35,25	63 Kirsch, Patrik
150	22	7,48	2,9412	15,6618	34,80	136 Rauch, Richard
151	43	14,99	2,8686	15,2752	33,94	135 Vaupel, Cora
152	35	12,26	2,8548	15,2019	33,78	282 Klatt, Kuno
153	28	9,90	2,8283	15,0606	33,47	209 Vogel, Stefan
154	19	6,76	2,8107	14,9667	33,26	67 Jesch, Rado
155	24	8,59	2,7939	14,8778	33,06	44 Kuhn, Manfred
156	41	14,98	2,7370	14,5744	32,39	102 Bahde, Bernd
157	26	9,62	2,7027	14,3919	31,98	130 Ballüer, Thomas
158	45	16,73	2,6898	14,3231	31,83	211 Erb, Margit
159	43	16,10	2,6708	14,2220	31,60	212 Erb, Ehrhard
160	44	16,61	2,6490	14,1060	31,35	239 Karbaumer, Rainer
161	39	15,11	2,5811	13,7442	30,54	229 Fleischer, Claudia
162	18	7,08	2,5424	13,5381	30,08	62 Biereigel, Thomas
163	44	17,56	2,5057	13,3428	29,65	138 Bartell, Gerd
164	23	9,24	2,4892	13,2549	29,46	100 Mariack-Kraft, Lisa
165	20	8,16	2,4510	13,0515	29,00	166 Mansion, Boris
166	29	11,86	2,4452	13,0207	28,93	183 Wallbaum, Stefan
167	35	14,34	2,4407	12,9969	28,88	255 Brunner, Martin
168	20	8,67	2,3068	12,2837	27,30	148 Ratta, Maurizio
169	41	18,26	2,2453	11,9565	26,57	41 Heinemann, Sascha
170	35	16,24	2,1552	11,4763	25,50	237 Longwitz, Jörg
171	21	9,77	2,1494	11,4458	25,44	106 Winter, Mark
172	24	11,68	2,0548	10,9418	24,32	238 Höhn, Klaus
173	37	18,18	2,0352	10,8375	24,08	281 Monaco, Dr. Anton D.
174	18	8,95	2,0112	10,7095	23,80	37 Freitag, Andreas
175	21	10,75	1,9535	10,4023	23,12	185 Biedermann, Wolfgang
176	20	10,93	1,8298	9,7438	21,65	227 Fleischer, Thomas
177	40	23,48	1,7036	9,0716	20,16	291 Stettmisch, Rainer
178	45	26,80	1,6791	8,9412	19,87	284 Nothnagel, Wolfgang
179	16	9,61	1,6649	8,8658	19,70	256 Pfeiffer, Andreas
180	13	8,02	1,6209	8,6315	19,18	86 Burkhart, Helmut
181	26	16,38	1,5873	8,4524	18,78	159 Krause, Klaus
182	18	12,08	1,4901	7,9346	17,63	133 Ruzanji, Harold
183	12	8,34	1,4388	7,6619	17,03	143 Möller, Klaus
184	16	12,19	1,3126	6,9893	15,53	139 Weiss, Ines

STANDARD -- Overall Stage Results

DM 2010 IPSC Standard

Printed Juni 27, 2010 at 18:02




Stage 10 -- Stage 10

	PTS	TIME	HIT FACTOR	STAGE POINTS	STAGE PERCENT	COMPETITOR # Name
185	10	8,09	1,2361	6,5822	14,63	43 Schmickler, Friedrich
186	8	6,68	1,1976	6,3772	14,17	66 Schütz, Michael
187	14	11,90	1,1765	6,2647	13,92	181 Krueger, Donald
188	9	8,17	1,1016	5,8660	13,04	169 Friedrich, Guenter
189	9	9,31	0,9667	5,1477	11,44	287 Kurenbach, Ralf
190	5	9,05	0,5525	2,9420	6,54	251 Thomanetz, Bernd
191	10	18,77	0,5328	2,8370	6,30	117 Scherer, Michael
192	7	23,29	0,3006	1,6005	3,56	294 Schröder, Sigurd
193	1	13,67	0,0732	0,3895	0,87	52 Weiler, Manfred
194	0	5,36	0,0000	0,0000	0,00	170 Sturm, Thomas

STANDARD -- Overall Stage Results

DM 2010 IPSC Standard

Printed Juni 27, 2010 at 18:02




Stage 11 -- Stage 11

	PTS	TIME	HIT FACTOR	STAGE POINTS	STAGE PERCENT	COMPETITOR # Name
1	157	32,87	4,7764	160,0000	100,00	203 Midgley, Gregory
2	148	31,06	4,7650	159,6174	99,76	71 Damm, Oliver
3	152	34,42	4,4160	147,9288	92,46	61 Kummer, Patrick
4	148	33,58	4,4074	147,6390	92,27	111 Schmidt, Tino
5	157	36,81	4,2651	142,8742	89,30	45 Loch, Marijan
6	144	33,97	4,2390	141,9996	88,75	188 Eggert, Timm
7	151	35,72	4,2273	141,6073	88,50	56 Jakob, Herbert
8	154	36,66	4,2008	140,7176	87,95	60 Kummer, Steven
9	148	35,79	4,1352	138,5224	86,58	204 Zobrist, Roger
10	150	37,49	4,0011	134,0281	83,77	244 Lentz, Arne
11	134	34,11	3,9285	131,5961	82,25	51 Köhler, Andreas
12	150	38,62	3,8840	130,1065	81,32	109 Essen, Olaf van
13	138	35,65	3,8710	129,6700	81,04	48 Bettermann, Heribert
14	140	36,51	3,8346	128,4506	80,28	223 Heller, Peter
15	146	38,10	3,8320	128,3654	80,23	207 Haben, Jörg
16	154	40,59	3,7940	127,0930	79,43	108 Denk, Matthias
17	128	34,06	3,7581	125,8883	78,68	158 Astroth, Marcus
18	128	34,20	3,7427	125,3730	78,36	140 Kuenzler, Oliver
19	140	37,74	3,7096	124,2642	77,67	189 Blank, Andreas
20	139	37,88	3,6695	122,9206	76,83	76 Trautmann, Ralf
21	152	41,47	3,6653	122,7805	76,74	292 Kahl, Michael
22	142	38,93	3,6476	122,1867	76,37	174 Lehmann, Stephan
23	147	41,11	3,5758	119,7815	74,86	74 Pelzer, Werner
24	140	39,28	3,5642	119,3924	74,62	99 Kraft, Herbert
25	146	41,00	3,5610	119,2859	74,55	119 Wiegand, Max
26	138	39,38	3,5043	117,3879	73,37	187 Koch, Robert
27	146	41,83	3,4903	116,9190	73,07	89 Nothnagel, Nils
28	140	40,16	3,4861	116,7762	72,99	233 Spies, Axel
29	140	40,28	3,4757	116,4283	72,77	120 Wiegand, Maximilian
30	145	41,74	3,4739	116,3685	72,73	44 Kuhn, Manfred
31	150	43,37	3,4586	115,8569	72,41	235 Papzien, Siegbert
32	151	44,02	3,4303	114,9071	71,82	68 Klingberg, Anja
33	134	39,11	3,4262	114,7723	71,73	64 Tann, Joachim von der
34	140	40,90	3,4230	114,6634	71,66	173 Markopoulos, Georgios
35	144	42,25	3,4083	114,1710	71,36	269 Wüsthoff, Sebastian
36	151	44,54	3,3902	113,5656	70,98	170 Sturm, Thomas
37	158	46,70	3,3833	113,3340	70,83	90 Knoblauch, Manfred
38	148	44,05	3,3598	112,5475	70,34	247 Käsberger, Hans-Jörg
39	150	45,24	3,3156	111,0679	69,42	162 Kahler, Peter
40	139	41,97	3,3119	110,9420	69,34	67 Jesch, Rado
41	126	38,10	3,3071	110,7811	69,24	33 Braun, Jürgen
42	146	44,16	3,3062	110,7500	69,22	186 Kniep, Christian
43	146	44,26	3,2987	110,4998	69,06	50 Eggert, Kurt
44	146	44,49	3,2816	109,9285	68,71	128 Trautvetter, Ingo
45	137	41,84	3,2744	109,6854	68,55	82 Tagliamonte, Raffaele
46	136	41,65	3,2653	109,3815	68,36	231 Perrot, Laurent

STANDARD -- Overall Stage Results

DM 2010 IPSC Standard

Printed Juni 27, 2010 at 18:02




Stage 11 -- Stage 11

	PTS	TIME	HIT FACTOR	STAGE POINTS	STAGE PERCENT	COMPETITOR # Name
47	142	43,93	3,2324	108,2797	67,67	145 Jakob, Frank
48	131	40,95	3,1990	107,1612	66,98	46 Wessely, Rene
49	144	45,57	3,1600	105,8531	66,16	123 Brauer, Detlev
50	134	42,42	3,1589	105,8167	66,14	236 Gkazonis, Viktor
51	144	45,59	3,1586	105,8066	66,13	93 Kelterbaum, Reinhard
52	140	44,44	3,1503	105,5295	65,96	38 Altin, Ergün
53	115	36,55	3,1464	105,3976	65,87	94 Löffler, Volker
54	133	42,29	3,1450	105,3499	65,84	248 Stobbe, Markus
55	157	50,31	3,1207	104,5359	65,33	221 Mohr, Uwe
56	150	48,37	3,1011	103,8808	64,93	59 Wohlmut, Markus
57	129	41,65	3,0972	103,7516	64,84	284 Nothnagel, Wolfgang
58	119	38,47	3,0933	103,6203	64,76	293 Weuster, Frank
59	137	44,61	3,0711	102,8746	64,30	168 Friedrich, Martin
60	146	47,81	3,0538	102,2949	63,93	91 Schwarz, Andreas
61	127	42,13	3,0145	100,9793	63,11	75 Pelzer, Simon
62	132	43,89	3,0075	100,7461	62,97	254 Etges, Michael
63	137	46,18	2,9667	99,3772	62,11	83 Tutschke, Petra
64	144	49,82	2,8904	96,8231	60,51	226 Gerard, Joel
65	144	49,84	2,8892	96,7842	60,49	256 Pfeiffer, Andreas
66	148	51,72	2,8616	95,8569	59,91	265 Rothert, Marcus
67	130	45,56	2,8534	95,5828	59,74	193 Holm, Volker
68	116	40,81	2,8424	95,2163	59,51	295 Bowakow, Ludwig
69	134	47,41	2,8264	94,6793	59,17	129 Spoerner, Oliver
70	110	39,04	2,8176	94,3850	58,99	137 Blana, Michael
71	131	46,56	2,8136	94,2493	58,91	63 Kirsch, Patrik
72	139	49,43	2,8121	94,1985	58,87	198 Dehn, Heinz
73	152	54,64	2,7818	93,1865	58,24	95 Terving, Armin
74	132	47,56	2,7754	92,9720	58,11	49 Holzapfel, Christian
75	149	54,21	2,7486	92,0719	57,54	86 Burkhart, Helmut
76	132	48,09	2,7449	91,9473	57,47	228 Fleischer, Alexander
77	127	46,56	2,7277	91,3715	57,11	39 Müller, Jörg
78	147	54,05	2,7197	91,1049	56,94	182 Wittmann, Horst
79	134	49,45	2,7098	90,7734	56,73	121 Wittmann, Klaus
80	147	54,31	2,7067	90,6687	56,67	194 Laetsch, Harald
81	113	42,26	2,6739	89,5713	55,98	161 Graeve, Daniel von
82	118	44,53	2,6499	88,7665	55,48	126 Henn, Frank
83	123	46,60	2,6395	88,4177	55,26	62 Biereigel, Thomas
84	142	53,83	2,6379	88,3658	55,23	202 Seeger, Eugen
85	129	49,28	2,6177	87,6878	54,80	37 Freitag, Andreas
86	123	46,99	2,6176	87,6839	54,80	150 Hoiss, Michael
87	121	46,37	2,6094	87,4114	54,63	116 Kuhlmann, Norbert
88	150	57,72	2,5988	87,0532	54,41	79 Gallenbach, Dr. Heinz
89	138	53,11	2,5984	87,0408	54,40	151 Konstantin, Andreas
90	146	56,39	2,5891	86,7303	54,21	144 Wallroth, Marion
91	145	56,10	2,5847	86,5815	54,11	262 Maier, Klaus
92	146	56,52	2,5832	86,5308	54,08	41 Heinemann, Sascha

STANDARD -- Overall Stage Results

DM 2010 IPSC Standard

Printed Juni 27, 2010 at 18:02




Stage 11 -- Stage 11

	PTS	TIME	HIT FACTOR	STAGE POINTS	STAGE PERCENT	COMPETITOR # Name
93	134	52,02	2,5759	86,2888	53,93	191 Zucker, Holger
94	132	51,53	2,5616	85,8092	53,63	260 Zwickl, Ralf
95	134	52,44	2,5553	85,5977	53,50	85 Burkhart, Rita
96	98	38,37	2,5541	85,5568	53,47	55 Klose, Jens
97	134	52,71	2,5422	85,1592	53,22	110 Dahmen, Werner
98	110	44,11	2,4938	83,5364	52,21	66 Schütz, Michael
99	144	58,41	2,4653	82,5839	51,61	209 Vogel, Stefan
100	131	53,27	2,4592	82,3775	51,49	245 Remek, Claudia
101	138	56,14	2,4581	82,3430	51,46	268 Schmid, Patrik
102	144	58,69	2,4536	82,1899	51,37	142 Brecht, Matthias
103	151	62,08	2,4323	81,4789	50,92	180 Rogmann, Jürgen
104	145	60,02	2,4159	80,9267	50,58	249 Klees, Guido
105	150	62,20	2,4116	80,7832	50,49	278 Bern, Michael
106	112	46,71	2,3978	80,3208	50,20	185 Biedermann, Wolfgang
107	122	51,11	2,3870	79,9602	49,98	127 Clausen, Torsten
108	139	58,34	2,3826	79,8120	49,88	217 Hubig, Steffen
109	128	53,94	2,3730	79,4912	49,68	166 Mansion, Boris
110	147	63,65	2,3095	77,3640	48,35	215 Füger, Christian
111	123	53,40	2,3034	77,1585	48,22	43 Schmickler, Friedrich
112	138	60,30	2,2886	76,6623	47,91	149 Aron, Michael
113	111	48,61	2,2835	76,4922	47,81	73 Vollbrecht, Michael
114	116	50,91	2,2785	76,3264	47,70	105 Gräff, Harald
115	108	47,83	2,2580	75,6386	47,27	130 Ballüer, Thomas
116	127	56,93	2,2308	74,7279	46,70	148 Ratta, Maurizio
117	117	52,51	2,2281	74,6387	46,65	178 Best, Peter
118	117	52,53	2,2273	74,6102	46,63	224 Jung, Rudi
119	136	61,21	2,2219	74,4280	46,52	157 Pixberg, Frank
120	123	55,50	2,2162	74,2390	46,40	136 Rauch, Richard
121	156	70,42	2,2153	74,2076	46,38	172 Schäfer, Patric
122	121	54,97	2,2012	73,7360	46,09	264 Ritter, Maximilian
123	127	57,76	2,1988	73,6540	46,03	195 Völker, Lutz
124	133	60,96	2,1818	73,0847	45,68	176 Wissgott, Thomas
125	96	44,03	2,1803	73,0369	45,65	169 Friedrich, Guenter
126	129	59,17	2,1802	73,0312	45,64	243 Rösner, Frank
127	129	59,54	2,1666	72,5773	45,36	208 Schmidt, Frank
128	127	58,75	2,1617	72,4129	45,26	230 Schreiner, Michael
129	115	53,49	2,1499	72,0187	45,01	179 Schiffmann, Erik
130	85	40,53	2,0972	70,2526	43,91	36 Scheper, Hubert
131	142	68,08	2,0858	69,8697	43,67	216 Schneider, Lothar
132	104	50,04	2,0783	69,6203	43,51	267 BoBlet, Peter
133	120	58,84	2,0394	68,3170	42,70	167 Mansion, Frauke
134	105	51,79	2,0274	67,9146	42,45	291 Stettisch, Rainer
135	113	56,20	2,0107	67,3538	42,10	220 Gehrsitz, Michael
136	103	51,72	1,9915	66,7112	41,69	88 Knoblauch, Gisela
137	103	51,88	1,9854	66,5055	41,57	87 Kunisch, Matthias
138	152	76,77	1,9799	66,3242	41,45	181 Krueger, Donald

STANDARD -- Overall Stage Results

DM 2010 IPSC Standard

Printed Juni 27, 2010 at 18:02



Stage 11 -- Stage 11

	PTS	TIME	HIT FACTOR	STAGE POINTS	STAGE PERCENT	COMPETITOR # Name
139	142	71,97	1,9730	66,0932	41,31	282 Klatt, Kuno
140	129	65,48	1,9701	65,9935	41,25	104 Schoenen, Andreas
141	96	48,73	1,9700	65,9925	41,25	253 Perey, Stefan
142	82	41,80	1,9617	65,7140	41,07	240 Greissl, Andreas
143	107	55,06	1,9433	65,0980	40,69	42 Stephan, Johann
144	140	73,45	1,9061	63,8493	39,91	238 Höhn, Klaus
145	113	59,41	1,9020	63,7146	39,82	101 Pschibul, Ralf
146	95	50,03	1,8989	63,6082	39,76	47 Dietz, Stefan
147	117	62,12	1,8835	63,0920	39,43	263 Saller, Curt
148	134	71,32	1,8789	62,9381	39,34	52 Weiler, Manfred
149	91	48,96	1,8587	62,2616	38,91	131 Marquardt, Uwe
150	83	45,22	1,8355	61,4848	38,43	143 Möller, Klaus
151	110	60,47	1,8191	60,9358	38,08	153 Moskopp, Georg
152	124	69,04	1,7961	60,1646	37,60	250 Buchleitner, Jürgen
153	136	76,08	1,7876	59,8809	37,43	290 Wieder, Werner
154	109	61,32	1,7776	59,5449	37,22	113 Pluto, Gerhard
155	113	63,90	1,7684	59,2376	37,02	252 Lachenmayer, Sonja
156	144	82,14	1,7531	58,7256	36,70	135 Vaupel, Cora
157	96	54,87	1,7496	58,6079	36,63	171 Altmaier, Michael
158	148	86,06	1,7197	57,6077	36,00	212 Erb, Ehrhard
159	118	71,41	1,6524	55,3532	34,60	201 Peter, Franz
160	119	72,45	1,6425	55,0210	34,39	190 Lotz, Markus
161	115	70,48	1,6317	54,6578	34,16	257 Schomacker, Heinz
162	104	63,94	1,6265	54,4855	34,05	100 Mariack-Kraft, Lisa
163	152	93,92	1,6184	54,2133	33,88	138 Bartell, Gerd
164	114	70,47	1,6177	54,1902	33,87	251 Thomanetz, Bernd
165	151	93,40	1,6167	54,1564	33,85	164 Yates, Mark
166	118	73,16	1,6129	54,0292	33,77	227 Fleischer, Thomas
167	116	72,43	1,6015	53,6487	33,53	258 Schirm, Karsten
168	119	75,44	1,5774	52,8403	33,03	266 Knümann, Guido
169	94	59,79	1,5722	52,6647	32,92	103 Terving, Theo
170	142	93,10	1,5252	51,0927	31,93	234 Hatje, Peter
171	103	69,60	1,4799	49,5733	30,98	287 Kurenbach, Ralf
172	120	81,67	1,4693	49,2197	30,76	285 Wienbreyer, Michael
173	105	72,80	1,4423	48,3145	30,20	246 Dose, Klaus-Peter
174	124	87,52	1,4168	47,4607	29,66	197 Völker, Klaus E.
175	98	71,30	1,3745	46,0423	28,78	237 Longwitz, Jörg
176	86	67,82	1,2681	42,4777	26,55	183 Wallbaum, Stefan
177	74	60,13	1,2307	41,2250	25,77	165 Habicht, Stefan
178	104	94,89	1,0960	36,7141	22,95	229 Fleischer, Claudia
179	70	64,91	1,0784	36,1249	22,58	196 Sebelin, Skarthe
180	129	131,00	0,9847	32,9867	20,62	281 Monaco, Dr. Anton D.
181	108	114,60	0,9424	31,5689	19,73	239 Karbaumer, Rainer
182	95	108,90	0,8724	29,2224	18,26	211 Erb, Margit
183	90	106,82	0,8425	28,2234	17,64	159 Krause, Klaus
184	68	81,49	0,8345	27,9528	17,47	219 Zieffle, Wolfgang

STANDARD -- Overall Stage Results

DM 2010 IPSC Standard

Printed Juni 27, 2010 at 18:02



Stage 11 -- Stage 11

	PTS	TIME	HIT FACTOR	STAGE POINTS	STAGE PERCENT	COMPETITOR # Name
185	84	110,70	0,7588	25,4186	15,89	294 Schröder, Sigurd
186	45	67,15	0,6701	22,4485	14,03	107 Bauer, Jochen
187	37	71,56	0,5170	17,3201	10,83	177 Best, Max
188	31	65,28	0,4749	15,9075	9,94	133 Ruzanji, Harold
189	26	57,67	0,4508	15,1023	9,44	255 Brunner, Martin
190	50	121,30	0,4122	13,8080	8,63	102 Bahde, Bernd
191	41	114,28	0,3588	12,0180	7,51	117 Scherer, Michael
192	16	53,91	0,2968	9,9419	6,21	225 Jung, Flo
193	10	60,70	0,1647	5,5186	3,45	106 Winter, Mark
194	0	78,97	0,0000	0,0000	0,00	139 Weiss, Ines



Disqualified Shooters

No.	Name
80	Schürmann, Heinz
81	Wefing, Tino
112	Winkmann, Fred
118	Metzner, Michael
122	Gotic, Robert
125	Brodda, Fred
152	Naubereit, Philipp
156	Langenhan, Sven
160	Möbs, Stefan
192	Pommerening, Wolfhard
241	Humberg, Bernd