

OPEN -- Overall Stage Results

3.Enziancup 2010

Printed Oktober 17, 2010 at 20:06



Stage 1 -- Six to four

	PTS	TIME	HIT FACTOR	STAGE POINTS	STAGE PERCENT	COMPETITOR # Name
1	68	8.04	8.4577	70.0000	100.00	15 Schneider, Patrik
2	67	8.91	7.5196	62.2361	88.91	76 Schmitt, Beat
3	68	10.01	6.7932	56.2238	80.32	56 Tamborenea, Gerardo
4	68	11.15	6.0987	50.4753	72.11	80 Heller, Joshua
5	69	12.38	5.5735	46.1290	65.90	66 Dressler, Bernd
6	70	12.61	5.5511	45.9439	65.63	58 Haas, Peter
7	67	12.11	5.5326	45.7905	65.42	57 Bruno, Alfonsino
8	69	12.52	5.5112	45.6131	65.16	77 Bogaert, Rene
9	69	13.40	5.1493	42.6176	60.88	37 Schett, Robert
10	68	14.00	4.8571	40.2000	57.43	59 Betschart, Bruno
11	66	16.08	4.1045	33.9706	48.53	48 Sieber, Heinz
12	69	17.09	4.0374	33.4158	47.74	75 Heller, Jessey
13	70	18.24	3.8377	31.7628	45.38	23 Bachmann, Stefan S
14	69	20.54	3.3593	27.8031	39.72	8 Albrecht, Hans
15	62	20.62	3.0068	24.8856	35.55	64 Riedi, Serenella
16	52	20.43	2.5453	21.0659	30.09	71 Burch, Hubert

STANDARD -- Overall Stage Results

3.Enziancup 2010

Printed Oktober 17, 2010 at 20:06



Stage 1 -- Six to four

	PTS	TIME	HIT FACTOR	STAGE POINTS	STAGE PERCENT	COMPETITOR # Name
1	69	10.66	6.4728	70.0000	100.00	78 Midgley, Gregory M
2	70	11.84	5.9122	63.9370	91.34	39 Bern, Michael M
3	68	12.80	5.3125	57.4520	82.07	45 Holzapfel, Christian
4	60	12.71	4.7207	51.0519	72.93	29 Frey, Michael
5	66	14.05	4.6975	50.8012	72.57	30 Mayer, Norbert
6	68	14.96	4.5455	49.1568	70.22	16 Brosch, Hanspeter
7	66	14.68	4.4959	48.6210	69.46	42 Gotic, Robert R
8	70	16.09	4.3505	47.0488	67.21	40 Mohr, Uwe U
9	66	17.15	3.8484	41.6185	59.45	11 Kaesberger, Hansjoerg
10	68	17.82	3.8159	41.2674	58.95	18 Kuenzler, Oliver
11	68	17.97	3.7841	40.9230	58.46	1 Oruglica, Hajrudin O
12	65	18.00	3.6111	39.0523	55.79	10 Trautmann, Ralf
13	69	19.28	3.5788	38.7033	55.29	51 Stauffer, Peter
14	70	20.90	3.3493	36.2208	51.74	22 Burger, Marco
15	65	20.34	3.1957	34.5596	49.37	43 vanEssen, Olaf O

PRODUCTION -- Overall Stage Results

3.Enziancup 2010

Printed Oktober 17, 2010 at 20:06



Stage 1 -- Six to four

	PTS	TIME	HIT FACTOR	STAGE POINTS	STAGE PERCENT	COMPETITOR # Name
1	66	10.79	6.1168	70.0000	100.00	60 Burkhalter, Christine
2	66	11.23	5.8771	67.2573	96.08	3 Ergler, Manfred
3	70	12.11	5.7803	66.1499	94.50	9 Heller, Peter
4	70	12.91	5.4222	62.0508	88.64	53 Hubli, Pascal
5	66	12.43	5.3097	60.7643	86.81	54 Pochon, Eric
6	70	13.35	5.2434	60.0057	85.72	47 Ximenes, Artur
7	70	13.77	5.0835	58.1754	83.11	5 Minder, Rolf
8	68	13.46	5.0520	57.8148	82.59	67 Binder, Thomas
9	70	14.66	4.7749	54.6436	78.06	61 Hasler, Matthias
10	70	15.41	4.5425	51.9841	74.26	41 Huber, Markus
11	68	15.03	4.5243	51.7756	73.97	6 Luebeck, Magnus
12	68	15.87	4.2848	49.0352	70.05	65 Fricker, Claudia
13	66	16.22	4.0691	46.5660	66.52	72 Ditzler, Roger
14	66	16.62	3.9711	45.4452	64.92	12 Schekin, Oleg O
15	70	18.14	3.8589	44.1607	63.09	62 Michel, Walter
16	62	16.18	3.8319	43.8519	62.65	55 Perucchini, Marco
17	68	18.12	3.7528	42.9464	61.35	31 Gabriel, Erich
18	66	17.93	3.6810	42.1249	60.18	4 Weltin, Martin
19	66	19.37	3.4073	38.9933	55.70	13 Houghthon, Patrick
20	68	20.11	3.3814	38.6966	55.28	35 Deflorian, Peter
21	70	20.95	3.3413	38.2375	54.63	44 Waldmann, Daniel
22	64	20.36	3.1434	35.9731	51.39	14 Schuldt, Rocco R
23	70	23.17	3.0211	34.5738	49.39	52 Lung, Gerhard
24	62	21.01	2.9510	33.7708	48.24	63 Rothweiler, Claus
25	68	25.28	2.6899	30.7827	43.98	25 Rigoni, Patrick P
26	66	33.73	1.9567	22.3925	31.99	74 Rottweiler, Max M
27	70	47.46	1.4749	16.8790	24.11	33 Maeder, Patrick
28	0	0.00	0.0000	0.0000	0.00	36 Schelling, Alois

MODIFIED -- Overall Stage Results

3.Enziancup 2010

Printed Oktober 17, 2010 at 20:06



Stage 1 -- Six to four

	PTS	TIME	HIT FACTOR	STAGE POINTS	STAGE PERCENT	COMPETITOR # Name
1	69	10.16	6.7913	70.0000	100.00	17 Meier, Dominic M
2	70	13.72	5.1020	52.5880	75.13	32 Jenni, Patrick
3	67	15.94	4.2033	43.3241	61.89	26 Arent, Benjamin B
4	68	19.26	3.5306	36.3911	51.99	21 Bonaldo, Massimo
5	54	24.37	2.2158	22.8392	32.63	79 Mottet, Andreas

REVOLVER (STANDARD) -- Overall Stage Results

3.Enziancup 2010

Printed Oktober 17, 2010 at 20:06



Stage 1 -- Six to four

	PTS	TIME	HIT FACTOR	STAGE POINTS	STAGE PERCENT	COMPETITOR # Name
1	70	14.57	4.8044	70.0000	100.00	34 Berger, Ferdinand
2	70	21.40	3.2710	47.6589	68.08	27 Wohlmuth, Markus M
3	68	21.17	3.2121	46.8002	66.86	7 Itani, Marwan
4	70	23.89	2.9301	42.6915	60.99	70 Zuercher, Bramwell
5	70	26.32	2.6596	38.7500	55.36	68 Schmocker, Ernst
6	54	23.28	2.3196	33.7964	48.28	24 Derrer, Marco M
7	69	31.87	2.1650	31.5447	45.06	73 Schmocker, Christof C

OPEN -- Overall Stage Results

3.Enziancup 2010

Printed Oktober 17, 2010 at 20:06




Stage 2 -- Twister

	PTS	TIME	HIT FACTOR	STAGE POINTS	STAGE PERCENT	COMPETITOR # Name
1	126	11.82	10.6599	130.0000	100.00	15 Schneider, Patrik
2	122	12.69	9.6139	117.2434	90.19	58 Haas, Peter
3	125	13.03	9.5932	116.9919	89.99	76 Schmitt, Beat
4	123	13.57	9.0641	110.5390	85.03	59 Betschart, Bruno
5	113	12.75	8.8627	108.0833	83.14	57 Bruno, Alfonsino
6	129	14.89	8.6635	105.6538	81.27	80 Heller, Joshua
7	121	15.79	7.6631	93.4531	71.89	71 Burch, Hubert
8	121	16.45	7.3556	89.7036	69.00	56 Tamborenea, Gerardo
9	114	15.98	7.1339	86.9998	66.92	75 Heller, Jessey
10	117	17.48	6.6934	81.6272	62.79	37 Schett, Robert
11	117	17.52	6.6781	81.4408	62.65	66 Dressler, Bernd
12	114	17.69	6.4443	78.5900	60.45	23 Bachmann, Stefan S
13	110	17.20	6.3953	77.9928	59.99	8 Albrecht, Hans
14	112	18.29	6.1236	74.6783	57.44	77 Bogaert, Rene
15	117	19.45	6.0154	73.3595	56.43	48 Sieber, Heinz
16	106	20.26	5.2320	63.8053	49.08	64 Riedi, Serenella

STANDARD -- Overall Stage Results

3.Enziancup 2010

Printed Oktober 17, 2010 at 20:06



Stage 2 -- Twister

	PTS	TIME	HIT FACTOR	STAGE POINTS	STAGE PERCENT	COMPETITOR # Name
1	122	14.68	8.3106	130.0000	100.00	16 Brosch, Hanspeter
2	107	13.54	7.9025	123.6160	95.09	10 Trautmann, Ralf
3	113	14.80	7.6351	119.4335	91.87	78 Midgley, Gregory M
4	121	17.37	6.9660	108.9670	83.82	29 Frey, Michael
5	101	15.18	6.6535	104.0781	80.06	11 Kaesberger, Hansjoerg
6	114	17.15	6.6472	103.9801	79.98	51 Stauffer, Peter
7	117	17.85	6.5546	102.5315	78.87	43 vanEssen, Olaf O
8	129	20.38	6.3297	99.0136	76.16	30 Mayer, Norbert
9	109	17.65	6.1756	96.6032	74.31	18 Kuenzler, Oliver
10	110	18.86	5.8324	91.2348	70.18	1 Oruglica, Hajrudin O
11	112	19.21	5.8303	91.2011	70.15	39 Bern, Michael M
12	113	19.52	5.7889	90.5541	69.66	22 Burger, Marco
13	108	19.35	5.5814	87.3077	67.16	40 Mohr, Uwe U
14	106	19.29	5.4951	85.9574	66.12	45 Holzapfel, Christian
15	99	22.58	4.3844	68.5837	52.76	42 Gotic, Robert R

PRODUCTION -- Overall Stage Results

3.Enziancup 2010

Printed Oktober 17, 2010 at 20:06



Stage 2 -- Twister

	PTS	TIME	HIT FACTOR	STAGE POINTS	STAGE PERCENT	COMPETITOR # Name
1	122	12.22	9.9836	130.0000	100.00	9 Heller, Peter
2	119	14.94	7.9652	103.7173	79.78	67 Binder, Thomas
3	116	16.33	7.1035	92.4968	71.15	62 Michel, Walter
4	119	17.02	6.9918	91.0421	70.03	41 Huber, Markus
5	112	16.05	6.9782	90.8652	69.90	47 Ximenes, Artur
6	120	17.21	6.9727	90.7936	69.84	12 Schekin, Oleg O
7	109	15.69	6.9471	90.4604	69.58	53 Hubli, Pascal
8	107	15.52	6.8943	89.7732	69.06	65 Fricker, Claudia
9	104	15.98	6.5081	84.7445	65.19	60 Burkhalter, Christine
10	98	15.12	6.4815	84.3974	64.92	3 Ergler, Manfred
11	103	16.32	6.3113	82.1811	63.22	63 Rothweiler, Claus
12	114	18.34	6.2159	80.9395	62.26	25 Rigoni, Patrick P
13	119	19.29	6.1690	80.3285	61.79	31 Gabriel, Erich
14	102	16.89	6.0391	78.6367	60.49	5 Minder, Rolf
15	112	18.72	5.9829	77.9053	59.93	44 Waldmann, Daniel
16	108	18.48	5.8442	76.0986	58.54	55 Perucchini, Marco
17	87	15.20	5.7237	74.5299	57.33	6 Luebeck, Magnus
18	99	17.47	5.6669	73.7899	56.76	54 Pochon, Eric
19	112	20.34	5.5064	71.7004	55.15	61 Hasler, Matthias
20	103	18.88	5.4555	71.0379	54.64	52 Lung, Gerhard
21	109	20.78	5.2454	68.3024	52.54	35 Deflorian, Peter
22	105	22.95	4.5752	59.5746	45.83	13 Houghton, Patrick
23	100	22.44	4.4563	58.0272	44.64	33 Maeder, Patrick
24	100	24.35	4.1068	53.4756	41.14	72 Ditzler, Roger
25	87	25.33	3.4347	44.7238	34.40	14 Schuldt, Rocco R
26	95	30.28	3.1374	40.8529	31.43	4 Weltin, Martin
27	95	39.66	2.3954	31.1907	23.99	74 Rottweiler, Max M
28	0	0.00	0.0000	0.0000	0.00	36 Schelling, Alois

MODIFIED -- Overall Stage Results

3.Enziancup 2010

Printed Oktober 17, 2010 at 20:06



Stage 2 -- Twister

	PTS	TIME	HIT FACTOR	STAGE POINTS	STAGE PERCENT	COMPETITOR # Name
1	116	14.06	8.2504	130.0000	100.00	17 Meier, Dominic M
2	108	15.97	6.7627	106.5588	81.97	21 Bonaldo, Massimo
3	108	16.95	6.3717	100.3979	77.23	26 Arent, Benjamin B
4	111	17.90	6.2011	97.7104	75.16	32 Jenni, Patrick
5	110	18.10	6.0773	95.7601	73.66	79 Mottet, Andreas

REVOLVER (STANDARD) -- Overall Stage Results

3.Enziancup 2010

Printed Oktober 17, 2010 at 20:06



Stage 2 -- Twister

	PTS	TIME	HIT FACTOR	STAGE POINTS	STAGE PERCENT	COMPETITOR # Name
1	90	15.53	5.7952	130.0000	100.00	34 Berger, Ferdinand
2	100	22.34	4.4763	100.4128	77.24	24 Derrer, Marco M
3	105	25.41	4.1322	92.6951	71.30	70 Zuercher, Bramwell
4	112	27.75	4.0360	90.5373	69.64	68 Schmocker, Ernst
5	107	27.17	3.9382	88.3418	67.96	27 Wohlmuth, Markus M
6	107	41.52	2.5771	57.8094	44.47	73 Schmocker, Christof C
7	0	8.96	0.0000	0.0000	0.00	7 Itani, Marwan

OPEN -- Overall Stage Results

3.Enziancup 2010

Printed Oktober 17, 2010 at 20:06



Stage 3 -- Open

	PTS	TIME	HIT FACTOR	STAGE POINTS	STAGE PERCENT	COMPETITOR # Name
1	115	10.30	11.1650	120.0000	100.00	75 Heller, Jessey
2	120	11.10	10.8108	116.1927	96.83	71 Burch, Hubert
3	98	9.29	10.5490	113.3786	94.48	58 Haas, Peter
4	117	11.75	9.9574	107.0209	89.18	15 Schneider, Patrik
5	113	11.46	9.8604	105.9777	88.31	76 Schmitt, Beat
6	118	12.56	9.3949	100.9748	84.15	80 Heller, Joshua
7	120	13.83	8.6768	93.2566	77.71	23 Bachmann, Stefan S
8	111	13.09	8.4798	91.1389	75.95	59 Betschart, Bruno
9	115	14.71	7.8178	84.0245	70.02	77 Bogaert, Rene
10	115	14.83	7.7546	83.3446	69.45	8 Albrecht, Hans
11	119	16.80	7.0833	76.1304	63.44	37 Schett, Robert
12	102	15.62	6.5301	70.1843	58.49	66 Dressler, Bernd
13	119	18.97	6.2731	67.4218	56.18	57 Bruno, Alfonsino
14	102	19.16	5.3236	57.2170	47.68	56 Tamborenea, Gerardo
15	99	18.94	5.2270	56.1792	46.82	48 Sieber, Heinz
16	88	19.66	4.4761	48.1083	40.09	64 Riedi, Serenella

STANDARD -- Overall Stage Results

3.Enziancup 2010

Printed Oktober 17, 2010 at 20:06



Stage 3 -- Open

	PTS	TIME	HIT FACTOR	STAGE POINTS	STAGE PERCENT	COMPETITOR # Name
1	114	11.89	9.5879	120.0000	100.00	51 Stauffer, Peter
2	115	12.39	9.2817	116.1675	96.81	10 Trautmann, Ralf
3	111	12.67	8.7609	109.6490	91.37	11 Kaesberger, Hansjoerg
4	109	13.10	8.3206	104.1390	86.78	78 Midgley, Gregory M
5	116	14.07	8.2445	103.1863	85.99	16 Brosch, Hanspeter
6	117	14.26	8.2048	102.6891	85.57	30 Mayer, Norbert
7	119	15.34	7.7575	97.0912	80.91	43 vanEssen, Olaf O
8	117	15.55	7.5241	94.1702	78.48	22 Burger, Marco
9	118	15.79	7.4731	93.5316	77.94	29 Frey, Michael
10	114	15.48	7.3643	92.1705	76.81	42 Gotic, Robert R
11	97	13.65	7.1062	88.9400	74.12	18 Kuenzler, Oliver
12	119	19.66	6.0529	75.7568	63.13	39 Bern, Michael M
13	110	19.67	5.5923	69.9917	58.33	1 Oruglica, Hajrudin O
14	112	21.04	5.3232	66.6240	55.52	45 Holzapfel, Christian
15	104	20.45	5.0856	63.6500	53.04	40 Mohr, Uwe U

PRODUCTION -- Overall Stage Results

3.Enziancup 2010

Printed Oktober 17, 2010 at 20:06



Stage 3 -- Open

	PTS	TIME	HIT FACTOR	STAGE POINTS	STAGE PERCENT	COMPETITOR # Name
1	118	13.77	8.5694	120.0000	100.00	9 Heller, Peter
2	114	13.32	8.5586	119.8488	99.87	62 Michel, Walter
3	116	13.96	8.3095	116.3605	96.97	53 Hubli, Pascal
4	114	14.17	8.0452	112.6596	93.88	67 Binder, Thomas
5	120	15.11	7.9418	111.2116	92.68	54 Pochon, Eric
6	118	15.01	7.8614	110.0866	91.74	72 Ditzler, Roger
7	116	16.28	7.1253	99.7785	83.15	47 Ximenes, Artur
8	108	15.40	7.0130	98.2056	81.84	33 Maeder, Patrick
9	118	16.91	6.9781	97.7173	81.43	52 Lung, Gerhard
10	108	15.50	6.9677	97.5720	81.31	3 Ergler, Manfred
11	102	14.66	6.9577	97.4315	81.19	41 Huber, Markus
12	110	15.90	6.9182	96.8788	80.73	63 Rothweiler, Claus
13	112	16.80	6.6667	93.3559	77.80	5 Minder, Rolf
14	112	17.12	6.5421	91.6110	76.34	65 Fricker, Claudia
15	110	16.95	6.4897	90.8775	75.73	55 Perucchini, Marco
16	118	18.40	6.4130	89.8043	74.84	25 Rigoni, Patrick P
17	116	18.27	6.3492	88.9104	74.09	61 Hasler, Matthias
18	114	18.03	6.3228	88.5406	73.78	60 Burkhalter, Christine
19	106	17.17	6.1736	86.4507	72.04	12 Schekin, Oleg O
20	95	15.80	6.0127	84.1976	70.16	13 Houghthon, Patrick
21	86	14.98	5.7410	80.3933	66.99	44 Waldmann, Daniel
22	114	20.29	5.6185	78.6785	65.57	31 Gabriel, Erich
23	114	22.69	5.0242	70.3564	58.63	35 Deflorian, Peter
24	112	22.39	5.0022	70.0482	58.37	4 Weltin, Martin
25	93	20.89	4.4519	62.3416	51.95	14 Schuldt, Rocco R
26	114	27.01	4.2207	59.1035	49.25	74 Rottweiler, Max M
27	103	24.86	4.1432	58.0189	48.35	6 Luebeck, Magnus
28	0	0.00	0.0000	0.0000	0.00	36 Schelling, Alois

MODIFIED -- Overall Stage Results

3.Enziancup 2010

Printed Oktober 17, 2010 at 20:06



Stage 3 -- Open

	PTS	TIME	HIT FACTOR	STAGE POINTS	STAGE PERCENT	COMPETITOR # Name
1	115	12.30	9.3496	120.0000	100.00	17 Meier, Dominic M
2	120	14.70	8.1633	104.7737	87.31	32 Jenni, Patrick
3	103	13.92	7.3994	94.9700	79.14	26 Arent, Benjamin B
4	112	15.81	7.0841	90.9232	75.77	21 Bonaldo, Massimo
5	71	20.28	3.5010	44.9344	37.45	79 Mottet, Andreas

REVOLVER (STANDARD) -- Overall Stage Results

3.Enziancup 2010

Printed Oktober 17, 2010 at 20:06



Stage 3 -- Open

	PTS	TIME	HIT FACTOR	STAGE POINTS	STAGE PERCENT	COMPETITOR # Name
1	119	23.96	4.9666	120.0000	100.00	34 Berger, Ferdinand
2	118	24.85	4.7485	114.7299	95.61	70 Zuercher, Bramwell
3	119	29.81	3.9919	96.4509	80.38	68 Schmocker, Ernst
4	102	26.79	3.8074	91.9917	76.66	24 Derrer, Marco M
5	100	27.48	3.6390	87.9234	73.27	27 Wohlmuth, Markus M
6	118	36.39	3.2426	78.3468	65.29	73 Schmocker, Christof C

OPEN -- Overall Stage Results

3.Enziancup 2010

Printed Oktober 17, 2010 at 20:06




Stage 4 -- Small

	PTS	TIME	HIT FACTOR	STAGE POINTS	STAGE PERCENT	COMPETITOR # Name
1	123	10.96	11.2226	130.0000	100.00	15 Schneider, Patrik
2	129	12.14	10.6260	123.0892	94.68	80 Heller, Joshua
3	121	11.40	10.6140	122.9502	94.58	58 Haas, Peter
4	124	12.29	10.0895	116.8742	89.90	76 Schmitt, Beat
5	126	13.54	9.3058	107.7955	82.92	75 Heller, Jessey
6	109	11.74	9.2845	107.5492	82.73	56 Tamborenea, Gerardo
7	118	12.88	9.1615	106.1243	81.63	57 Bruno, Alfonsino
8	125	14.32	8.7291	101.1151	77.78	66 Dressler, Bernd
9	99	12.02	8.2363	95.4068	73.39	59 Betschart, Bruno
10	118	14.76	7.9946	92.6071	71.24	8 Albrecht, Hans
11	126	16.04	7.8554	90.9945	70.00	77 Bogaert, Rene
12	124	16.34	7.5887	87.9060	67.62	37 Schett, Robert
13	125	16.67	7.4985	86.8607	66.82	71 Burch, Hubert
14	116	17.45	6.6476	77.0037	59.23	23 Bachmann, Stefan S
15	128	22.64	5.6537	65.4911	50.38	48 Sieber, Heinz
16	123	22.66	5.4281	62.8773	48.37	64 Riedi, Serenella

STANDARD -- Overall Stage Results

3.Enziancup 2010

Printed Oktober 17, 2010 at 20:06



Stage 4 -- Small

	PTS	TIME	HIT FACTOR	STAGE POINTS	STAGE PERCENT	COMPETITOR # Name
1	127	12.54	10.1276	130.0000	100.00	78 Midgley, Gregory M
2	126	12.56	10.0318	128.7710	99.05	10 Trautmann, Ralf
3	128	12.81	9.9922	128.2620	98.66	16 Brosch, Hanspeter
4	130	13.33	9.7524	125.1844	96.30	18 Kuenzler, Oliver
5	124	12.93	9.5901	123.1006	94.69	11 Kaesberger, Hansjoerg
6	126	13.32	9.4595	121.4237	93.40	51 Stauffer, Peter
7	129	14.33	9.0021	115.5528	88.89	43 vanEssen, Olaf O
8	125	15.37	8.1327	104.3935	80.30	29 Frey, Michael
9	110	15.31	7.1848	92.2263	70.94	42 Gotic, Robert R
10	126	18.43	6.8367	87.7571	67.51	1 Oruglica, Hajrudin O
11	118	17.47	6.7544	86.7014	66.69	45 Holzapfel, Christian
12	126	18.72	6.7308	86.3976	66.46	39 Bern, Michael M
13	125	19.22	6.5036	83.4822	64.22	40 Mohr, Uwe U
14	129	20.97	6.1516	78.9639	60.74	30 Mayer, Norbert
15	127	21.00	6.0476	77.6286	59.71	22 Burger, Marco

PRODUCTION -- Overall Stage Results

3.Enziancup 2010

Printed Oktober 17, 2010 at 20:06



Stage 4 -- Small

	PTS	TIME	HIT FACTOR	STAGE POINTS	STAGE PERCENT	COMPETITOR # Name
1	124	12.81	9.6799	130.0000	100.00	9 Heller, Peter
2	128	13.68	9.3567	125.6593	96.66	67 Binder, Thomas
3	130	14.03	9.2659	124.4390	95.72	53 Hubli, Pascal
4	126	14.98	8.4112	112.9613	86.89	5 Minder, Rolf
5	120	14.44	8.3102	111.6053	85.85	63 Rothweiler, Claus
6	120	14.60	8.2192	110.3822	84.91	44 Waldmann, Daniel
7	122	15.18	8.0369	107.9342	83.03	65 Fricker, Claudia
8	128	15.93	8.0352	107.9108	83.01	60 Burkhalter, Christine
9	118	15.24	7.7428	103.9843	79.99	52 Lung, Gerhard
10	126	16.34	7.7111	103.5593	79.66	62 Michel, Walter
11	130	17.06	7.6202	102.3376	78.72	61 Hasler, Matthias
12	116	15.27	7.5966	102.0210	78.48	55 Perucchini, Marco
13	118	15.61	7.5593	101.5196	78.09	41 Huber, Markus
14	126	17.29	7.2874	97.8693	75.28	72 Ditzler, Roger
15	122	16.87	7.2318	97.1215	74.71	3 Ergler, Manfred
16	126	17.46	7.2165	96.9164	74.55	54 Pochon, Eric
17	120	16.74	7.1685	96.2712	74.05	12 Schekin, Oleg O
18	108	16.11	6.7039	90.0324	69.26	6 Luebeck, Magnus
19	124	20.37	6.0874	81.7526	62.89	25 Rigoni, Patrick P
20	118	19.51	6.0482	81.2261	62.48	13 Houghthon, Patrick
21	128	21.45	5.9674	80.1408	61.65	14 Schuldt, Rocco R
22	116	19.71	5.8853	79.0391	60.80	35 Deflorian, Peter
23	115	20.14	5.7100	76.6848	58.99	31 Gabriel, Erich
24	122	25.45	4.7937	64.3788	49.52	4 Weltin, Martin
25	116	25.85	4.4874	60.2654	46.36	33 Maeder, Patrick
26	122	41.81	2.9180	39.1878	30.14	74 Rottweiler, Max M
27	0	0.00	0.0000	0.0000	0.00	36 Schelling, Alois
28	0	6.31	0.0000	0.0000	0.00	47 Ximenes, Artur

MODIFIED -- Overall Stage Results

3.Enziancup 2010

Printed Oktober 17, 2010 at 20:06



Stage 4 -- Small

	PTS	TIME	HIT FACTOR	STAGE POINTS	STAGE PERCENT	COMPETITOR # Name
1	126	11.78	10.6961	130.0000	100.00	17 Meier, Dominic M
2	120	13.55	8.8561	107.6366	82.80	32 Jenni, Patrick
3	110	13.97	7.8740	95.7005	73.62	21 Bonaldo, Massimo
4	118	18.00	6.5556	79.6760	61.29	26 Arent, Benjamin B
5	125	20.59	6.0709	73.7856	56.76	79 Mottet, Andreas

REVOLVER (STANDARD) -- Overall Stage Results

3.Enziancup 2010

Printed Oktober 17, 2010 at 20:06



Stage 4 -- Small

	PTS	TIME	HIT FACTOR	STAGE POINTS	STAGE PERCENT	COMPETITOR # Name
1	122	22.75	5.3626	130.0000	100.00	24 Derrer, Marco M
2	128	26.71	4.7922	116.1719	89.36	70 Zuercher, Bramwell
3	125	27.25	4.5872	111.2009	85.54	68 Schmocker, Ernst
4	128	28.79	4.4460	107.7788	82.91	34 Berger, Ferdinand
5	129	30.45	4.2365	102.6993	79.00	27 Wohlmuth, Markus M
6	127	34.80	3.6494	88.4686	68.05	73 Schmocker, Christof C

OPEN -- Overall Stage Results

3.Enziancup 2010

Printed Oktober 17, 2010 at 20:06




Stage 5 -- Full wide

	PTS	TIME	HIT FACTOR	STAGE POINTS	STAGE PERCENT	COMPETITOR # Name
1	156	15.42	10.1167	160.0000	100.00	58 Haas, Peter
2	158	16.24	9.7291	153.8689	96.17	15 Schneider, Patrik
3	156	17.45	8.9398	141.3868	88.37	80 Heller, Joshua
4	155	17.70	8.7571	138.4963	86.56	71 Burch, Hubert
5	157	18.05	8.6981	137.5632	85.98	76 Schmitt, Beat
6	139	17.22	8.0720	127.6619	79.79	59 Betschart, Bruno
7	148	19.78	7.4823	118.3355	73.96	57 Bruno, Alfonsino
8	154	21.36	7.2097	114.0248	71.27	37 Schett, Robert
9	155	22.10	7.0136	110.9224	69.33	8 Albrecht, Hans
10	156	23.88	6.5327	103.3166	64.57	66 Dressler, Bernd
11	158	25.19	6.2723	99.1993	62.00	64 Riedi, Serenella
12	155	26.41	5.8690	92.8203	58.01	56 Tamborenea, Gerardo
13	157	28.00	5.6071	88.6791	55.42	77 Bogaert, Rene
14	155	28.24	5.4887	86.8054	54.25	75 Heller, Jessey
15	158	29.12	5.4258	85.8115	53.63	48 Sieber, Heinz
16	156	29.41	5.3043	83.8898	52.43	23 Bachmann, Stefan S

STANDARD -- Overall Stage Results

3.Enziancup 2010

Printed Oktober 17, 2010 at 20:06



Stage 5 -- Full wide

	PTS	TIME	HIT FACTOR	STAGE POINTS	STAGE PERCENT	COMPETITOR # Name
1	156	16.28	9.5823	160.0000	100.00	10 Trautmann, Ralf
2	152	17.55	8.6610	144.6160	90.38	78 Midgley, Gregory M
3	157	19.88	7.8974	131.8661	82.42	16 Brosch, Hanspeter
4	159	20.16	7.8869	131.6911	82.31	51 Stauffer, Peter
5	154	20.99	7.3368	122.5062	76.57	30 Mayer, Norbert
6	134	18.54	7.2276	120.6826	75.43	18 Kuenzler, Oliver
7	152	21.82	6.9661	116.3158	72.70	22 Burger, Marco
8	152	22.64	6.7138	112.1029	70.06	43 vanEssen, Olaf O
9	154	23.28	6.6151	110.4556	69.03	1 Oruglica, Hajrudin O
10	152	23.32	6.5180	108.8341	68.02	11 Kaesberger, Hansjoerg
11	155	24.52	6.3214	105.5507	65.97	40 Mohr, Uwe U
12	138	21.85	6.3158	105.4575	65.91	45 Holzapfel, Christian
13	156	25.68	6.0748	101.4330	63.40	42 Gotic, Robert R
14	157	27.90	5.6272	93.9605	58.73	39 Bern, Michael M
15	143	30.20	4.7351	79.0640	49.42	29 Frey, Michael

PRODUCTION -- Overall Stage Results

3.Enziancup 2010

Printed Oktober 17, 2010 at 20:06



Stage 5 -- Full wide

	PTS	TIME	HIT FACTOR	STAGE POINTS	STAGE PERCENT	COMPETITOR # Name
1	148	17.64	8.3900	160.0000	100.00	9 Heller, Peter
2	158	20.43	7.7337	147.4842	92.18	67 Binder, Thomas
3	154	20.77	7.4145	141.3973	88.37	62 Michel, Walter
4	152	20.57	7.3894	140.9179	88.07	54 Pochon, Eric
5	156	22.28	7.0018	133.5261	83.45	3 Ergler, Manfred
6	145	21.38	6.7820	129.3353	80.83	60 Burkhalter, Christine
7	150	22.50	6.6667	127.1351	79.46	41 Huber, Markus
8	144	21.86	6.5874	125.6230	78.51	65 Fricker, Claudia
9	148	22.61	6.5458	124.8297	78.02	35 Deflorian, Peter
10	144	22.07	6.5247	124.4277	77.77	5 Minder, Rolf
11	148	23.04	6.4236	122.5000	76.56	63 Rothweiler, Claus
12	156	24.30	6.4198	122.4264	76.52	47 Ximenes, Artur
13	146	23.00	6.3478	121.0548	75.66	72 Ditzler, Roger
14	158	25.68	6.1526	117.3327	73.33	52 Lung, Gerhard
15	160	26.20	6.1069	116.4597	72.79	44 Waldmann, Daniel
16	140	24.45	5.7260	109.1958	68.25	20 Dahmen, Werner
17	158	27.70	5.7040	108.7763	67.99	61 Hasler, Matthias
18	139	25.53	5.4446	103.8295	64.89	53 Hubli, Pascal
19	148	27.61	5.3604	102.2238	63.89	31 Gabriel, Erich
20	152	28.51	5.3315	101.6724	63.55	33 Maeder, Patrick
21	152	31.63	4.8056	91.6434	57.28	13 Houghton, Patrick
22	143	31.55	4.5325	86.4358	54.02	25 Rigoni, Patrick P
23	112	24.80	4.5161	86.1238	53.83	12 Schekin, Oleg O
24	134	30.07	4.4563	84.9823	53.11	55 Perucchini, Marco
25	156	39.24	3.9755	75.8145	47.38	14 Schuldt, Rocco R
26	106	32.03	3.3094	63.1111	39.44	4 Weltin, Martin
27	138	50.22	2.7479	52.4034	32.75	74 Rottweiler, Max M
28	36	19.06	1.8888	36.0194	22.51	6 Luebeck, Magnus
29	0	0.00	0.0000	0.0000	0.00	36 Schelling, Alois

MODIFIED -- Overall Stage Results

3.Enziancup 2010

Printed Oktober 17, 2010 at 20:06



Stage 5 -- Full wide

	PTS	TIME	HIT FACTOR	STAGE POINTS	STAGE PERCENT	COMPETITOR # Name
1	157	16.19	9.6973	160.0000	100.00	17 Meier, Dominic M
2	152	16.63	9.1401	150.8060	94.25	26 Arent, Benjamin B
3	148	21.59	6.8550	113.1036	70.69	21 Bonaldo, Massimo
4	154	25.39	6.0654	100.0749	62.55	79 Mottet, Andreas
5	87	19.50	4.4615	73.6125	46.01	32 Jenni, Patrick

REVOLVER (STANDARD) -- Overall Stage Results

3.Enziancup 2010

Printed Oktober 17, 2010 at 20:06



Stage 5 -- Full wide

	PTS	TIME	HIT FACTOR	STAGE POINTS	STAGE PERCENT	COMPETITOR # Name
1	157	31.59	4.9699	160.0000	100.00	34 Berger, Ferdinand
2	156	32.28	4.8327	155.5826	97.24	70 Zuercher, Bramwell
3	141	30.67	4.5973	148.0046	92.50	7 Itani, Marwan
4	157	34.20	4.5906	147.7895	92.37	24 Derrer, Marco M
5	158	37.85	4.1744	134.3882	83.99	27 Wohlmuth, Markus M
6	153	37.71	4.0573	130.6185	81.64	68 Schmocker, Ernst
7	158	55.60	2.8417	91.4855	57.18	73 Schmocker, Christof C

OPEN -- Overall Stage Results

3.Enziancup 2010

Printed Oktober 17, 2010 at 20:06




Stage 6 -- Only one

	PTS	TIME	HIT FACTOR	STAGE POINTS	STAGE PERCENT	COMPETITOR # Name
1	76	8.39	9.0584	80.0000	100.00	15 Schneider, Patrik
2	70	7.81	8.9629	79.1563	98.95	58 Haas, Peter
3	75	8.67	8.6505	76.3977	95.50	80 Heller, Joshua
4	77	8.96	8.5938	75.8964	94.87	75 Heller, Jessey
5	74	8.74	8.4668	74.7754	93.47	59 Betschart, Bruno
6	77	9.34	8.2441	72.8085	91.01	76 Schmitt, Beat
7	73	9.72	7.5103	66.3277	82.91	71 Burch, Hubert
8	74	10.89	6.7952	60.0126	75.02	37 Schett, Robert
9	72	10.88	6.6176	58.4443	73.06	8 Albrecht, Hans
10	64	10.94	5.8501	51.6655	64.58	57 Bruno, Alfonsino
11	75	13.34	5.6222	49.6528	62.07	64 Riedi, Serenella
12	78	14.04	5.5556	49.0643	61.33	23 Bachmann, Stefan S
13	76	13.92	5.4598	48.2184	60.27	48 Sieber, Heinz
14	78	15.48	5.0388	44.5002	55.63	77 Bogaert, Rene
15	47	10.91	4.3080	38.0462	47.56	66 Dressler, Bernd
16	0	4.83	0.0000	0.0000	0.00	56 Tamborenea, Gerardo

STANDARD -- Overall Stage Results

3.Enziancup 2010

Printed Oktober 17, 2010 at 20:06



Stage 6 -- Only one

	PTS	TIME	HIT FACTOR	STAGE POINTS	STAGE PERCENT	COMPETITOR # Name
1	73	7.18	10.1671	80.0000	100.00	78 Midgley, Gregory M
2	74	8.82	8.3900	66.0168	82.52	18 Kuenzler, Oliver
3	77	9.66	7.9710	62.7199	78.40	43 vanEssen, Olaf O
4	74	9.41	7.8640	61.8776	77.35	10 Trautmann, Ralf
5	67	8.52	7.8638	61.8766	77.35	29 Frey, Michael
6	79	10.17	7.7679	61.1220	76.40	22 Burger, Marco
7	66	8.50	7.7647	61.0965	76.37	11 Kaesberger, Hansjoerg
8	75	9.83	7.6297	60.0343	75.04	16 Brosch, Hanspeter
9	75	10.06	7.4553	58.6617	73.33	51 Stauffer, Peter
10	72	10.61	6.7861	53.3960	66.75	42 Gotic, Robert R
11	70	10.53	6.6477	52.3072	65.38	45 Holzapfel, Christian
12	75	11.53	6.5048	51.1827	63.98	30 Mayer, Norbert
13	72	12.98	5.5470	43.6465	54.56	40 Mohr, Uwe U
14	75	14.48	5.1796	40.7553	50.94	39 Bern, Michael M
15	68	13.14	5.1750	40.7198	50.90	1 Oruglica, Hajrudin O

PRODUCTION -- Overall Stage Results

3.Enziancup 2010

Printed Oktober 17, 2010 at 20:06



Stage 6 -- Only one

	PTS	TIME	HIT FACTOR	STAGE POINTS	STAGE PERCENT	COMPETITOR # Name
1	80	10.47	7.6409	80.0000	100.00	67 Binder, Thomas
2	70	9.19	7.6170	79.7497	99.69	9 Heller, Peter
3	70	9.60	7.2917	76.3438	95.43	54 Pochon, Eric
4	70	9.61	7.2841	76.2643	95.33	3 Ergler, Manfred
5	72	10.52	6.8441	71.6578	89.57	44 Waldmann, Daniel
6	70	10.91	6.4161	67.1769	83.97	47 Ximenes, Artur
7	70	11.61	6.0293	63.1266	78.91	62 Michel, Walter
8	62	10.30	6.0194	63.0233	78.78	41 Huber, Markus
9	74	12.32	6.0065	62.8880	78.61	60 Burkhalter, Christine
10	70	11.86	5.9022	61.7960	77.24	63 Rothweiler, Claus
11	74	12.55	5.8964	61.7355	77.17	53 Hubli, Pascal
12	72	12.42	5.7971	60.6957	75.87	65 Fricker, Claudia
13	78	13.47	5.7906	60.6281	75.79	61 Hasler, Matthias
14	72	12.47	5.7739	60.4523	75.57	5 Minder, Rolf
15	66	11.87	5.5602	58.2157	72.77	35 Deflorian, Peter
16	62	11.53	5.3773	56.3001	70.38	52 Lung, Gerhard
17	76	14.26	5.3296	55.8008	69.75	13 Houghthon, Patrick
18	64	12.06	5.3068	55.5622	69.45	55 Perucchini, Marco
19	66	13.58	4.8601	50.8851	63.61	72 Ditzler, Roger
20	72	14.94	4.8193	50.4578	63.07	6 Luebeck, Magnus
21	76	16.11	4.7176	49.3929	61.74	31 Gabriel, Erich
22	72	15.69	4.5889	48.0459	60.06	25 Rigoni, Patrick P
23	72	15.96	4.5113	47.2331	59.04	33 Maeder, Patrick
24	62	15.54	3.9897	41.7722	52.22	14 Schuldt, Rocco R
25	76	26.29	2.8908	30.2670	37.83	4 Weltin, Martin
26	28	15.86	1.7654	18.4842	23.11	12 Schekin, Oleg O
27	23	21.86	1.0522	11.0160	13.77	74 Rottweiler, Max M
28	0	0.00	0.0000	0.0000	0.00	36 Schelling, Alois

MODIFIED -- Overall Stage Results

3.Enziancup 2010

Printed Oktober 17, 2010 at 20:06



Stage 6 -- Only one

	PTS	TIME	HIT FACTOR	STAGE POINTS	STAGE PERCENT	COMPETITOR # Name
1	69	8.12	8.4975	80.0000	100.00	26 Arent, Benjamin B
2	78	9.52	8.1933	77.1356	96.42	17 Meier, Dominic M
3	76	10.94	6.9470	65.4023	81.75	32 Jenni, Patrick
4	64	10.50	6.0952	57.3836	71.73	21 Bonaldo, Massimo
5	73	12.28	5.9446	55.9656	69.96	79 Mottet, Andreas

REVOLVER (STANDARD) -- Overall Stage Results

3.Enziancup 2010

Printed Oktober 17, 2010 at 20:06



Stage 6 -- Only one

	PTS	TIME	HIT FACTOR	STAGE POINTS	STAGE PERCENT	COMPETITOR # Name
1	75	13.22	5.6732	80.0000	100.00	24 Derrer, Marco M
2	72	14.52	4.9587	69.9240	87.40	7 Itani, Marwan
3	76	15.33	4.9576	69.9088	87.39	34 Berger, Ferdinand
4	70	15.90	4.4025	62.0813	77.60	70 Zuercher, Bramwell
5	79	19.17	4.1210	58.1119	72.64	68 Schmocker, Ernst
6	76	18.94	4.0127	56.5840	70.73	27 Wohlmuth, Markus M
7	77	26.02	2.9593	41.7295	52.16	73 Schmocker, Christof C

OPEN -- Overall Stage Results

3.Enziancup 2010

Printed Oktober 17, 2010 at 20:06




Stage 7 -- The NS go move

	PTS	TIME	HIT FACTOR	STAGE POINTS	STAGE PERCENT	COMPETITOR # Name
1	143	17.66	8.0974	145.0000	100.00	15 Schneider, Patrik
2	142	20.67	6.8699	123.0185	84.84	76 Schmitt, Beat
3	142	20.79	6.8302	122.3085	84.35	71 Burch, Hubert
4	137	20.08	6.8227	122.1742	84.26	59 Betschart, Bruno
5	142	21.93	6.4751	115.9504	79.97	58 Haas, Peter
6	131	22.29	5.8771	105.2407	72.58	80 Heller, Joshua
7	135	24.83	5.4370	97.3598	67.14	37 Schett, Robert
8	141	26.19	5.3837	96.4065	66.49	77 Bogaert, Rene
9	142	26.41	5.3768	96.2815	66.40	8 Albrecht, Hans
10	139	26.32	5.2812	94.5696	65.22	75 Heller, Jessey
11	145	28.45	5.0967	91.2659	62.94	23 Bachmann, Stefan S
12	135	29.13	4.6344	82.9881	57.23	66 Dressler, Bernd
13	130	28.70	4.5296	81.1118	55.94	56 Tamborenea, Gerardo
14	139	31.55	4.4057	78.8929	54.41	48 Sieber, Heinz
15	112	33.34	3.3593	60.1555	41.49	64 Riedi, Serenella
16	36	22.38	1.6086	28.8048	19.87	57 Bruno, Alfonsino

STANDARD -- Overall Stage Results

3.Enziancup 2010

Printed Oktober 17, 2010 at 20:06



Stage 7 -- The NS go move

	PTS	TIME	HIT FACTOR	STAGE POINTS	STAGE PERCENT	COMPETITOR # Name
1	144	20.08	7.1713	145.0000	100.00	78 Midgley, Gregory M
2	138	21.21	6.5064	131.5551	90.73	43 vanEssen, Olaf O
3	140	22.15	6.3205	127.7978	88.14	30 Mayer, Norbert
4	126	20.35	6.1916	125.1916	86.34	11 Kaesberger, Hansjoerg
5	135	23.06	5.8543	118.3706	81.63	45 Holzapfel, Christian
6	137	23.59	5.8075	117.4254	80.98	16 Brosch, Hanspeter
7	127	22.71	5.5923	113.0722	77.98	29 Frey, Michael
8	129	23.75	5.4316	109.8235	75.74	10 Trautmann, Ralf
9	130	24.41	5.3257	107.6824	74.26	51 Stauffer, Peter
10	129	25.91	4.9788	100.6680	69.43	42 Gotic, Robert R
11	138	28.82	4.7883	96.8176	66.77	40 Mohr, Uwe U
12	92	19.56	4.7035	95.1017	65.59	18 Kuenzler, Oliver
13	104	23.29	4.4654	90.2886	62.27	22 Burger, Marco
14	143	34.20	4.1813	84.5433	58.31	39 Bern, Michael M
15	137	35.36	3.8744	78.3389	54.03	1 Oruglica, Hajrudin O

PRODUCTION -- Overall Stage Results

3.Enziancup 2010

Printed Oktober 17, 2010 at 20:06



Stage 7 -- The NS go move

	PTS	TIME	HIT FACTOR	STAGE POINTS	STAGE PERCENT	COMPETITOR # Name
1	141	20.47	6.8881	145.0000	100.00	9 Heller, Peter
2	129	23.01	5.6063	118.0157	81.39	67 Binder, Thomas
3	133	24.20	5.4959	115.6919	79.79	62 Michel, Walter
4	131	24.32	5.3865	113.3899	78.20	47 Ximenes, Artur
5	137	26.56	5.1581	108.5824	74.88	3 Ergler, Manfred
6	131	25.42	5.1534	108.4832	74.82	53 Hubli, Pascal
7	129	25.08	5.1435	108.2752	74.67	5 Minder, Rolf
8	137	26.71	5.1292	107.9726	74.46	31 Gabriel, Erich
9	122	23.95	5.0939	107.2312	73.95	72 Ditzler, Roger
10	135	26.91	5.0167	105.6056	72.83	65 Fricker, Claudia
11	129	25.99	4.9634	104.4841	72.06	60 Burkhalter, Christine
12	139	28.05	4.9554	104.3155	71.94	54 Pochon, Eric
13	121	25.24	4.7940	100.9166	69.60	63 Rothweiler, Claus
14	117	24.48	4.7794	100.6100	69.39	52 Lung, Gerhard
15	133	29.09	4.5720	96.2442	66.38	35 Deflorian, Peter
16	131	28.67	4.5692	96.1857	66.33	6 Luebeck, Magnus
17	137	30.91	4.4322	93.3014	64.35	12 Schekin, Oleg O
18	129	30.54	4.2240	88.9175	61.32	61 Hasler, Matthias
19	127	31.27	4.0614	85.4954	58.96	25 Rigoni, Patrick P
20	114	29.38	3.8802	81.6808	56.33	55 Perucchini, Marco
21	107	28.03	3.8173	80.3577	55.42	41 Huber, Markus
22	113	32.27	3.5017	73.7134	50.84	44 Waldmann, Daniel
23	139	40.53	3.4296	72.1946	49.79	4 Weltin, Martin
24	129	42.20	3.0569	64.3493	44.38	14 Schuldt, Rocco R
25	85	38.57	2.2038	46.3912	31.99	33 Maeder, Patrick
26	54	34.26	1.5762	33.1798	22.88	13 Houghthon, Patrick
27	58	50.92	1.1390	23.9776	16.54	74 Rottweiler, Max M
28	0	0.00	0.0000	0.0000	0.00	36 Schelling, Alois

MODIFIED -- Overall Stage Results

3.Enziancup 2010

Printed Oktober 17, 2010 at 20:06



Stage 7 -- The NS go move

	PTS	TIME	HIT FACTOR	STAGE POINTS	STAGE PERCENT	COMPETITOR # Name
1	131	18.28	7.1663	145.0000	100.00	17 Meier, Dominic M
2	131	23.67	5.5344	111.9814	77.23	26 Arent, Benjamin B
3	115	23.91	4.8097	97.3175	67.12	32 Jenni, Patrick
4	134	29.74	4.5057	91.1668	62.87	79 Mottet, Andreas
5	113	25.19	4.4859	90.7660	62.60	21 Bonaldo, Massimo

REVOLVER (STANDARD) -- Overall Stage Results

3.Enziancup 2010

Printed Oktober 17, 2010 at 20:06



Stage 7 -- The NS go move

	PTS	TIME	HIT FACTOR	STAGE POINTS	STAGE PERCENT	COMPETITOR # Name
1	144	31.04	4.6392	145.0000	100.00	34 Berger, Ferdinand
2	141	36.29	3.8854	121.4393	83.75	68 Schmocker, Ernst
3	116	31.79	3.6489	114.0498	78.66	24 Derrer, Marco M
4	142	39.53	3.5922	112.2765	77.43	70 Zuercher, Bramwell
5	115	39.56	2.9070	90.8592	62.66	27 Wohlmuth, Markus M
6	108	38.73	2.7885	87.1572	60.11	7 Itani, Marwan
7	141	51.78	2.7231	85.1107	58.70	73 Schmocker, Christof C

OPEN -- Overall Stage Results

3.Enziancup 2010

Printed Oktober 17, 2010 at 20:06




Stage 8 -- Handcuffs strong

	PTS	TIME	HIT FACTOR	STAGE POINTS	STAGE PERCENT	COMPETITOR # Name
1	75	10.10	7.4257	80.0000	100.00	15 Schneider, Patrik
2	77	10.79	7.1362	76.8811	96.10	76 Schmitt, Beat
3	61	8.58	7.1096	76.5936	95.74	58 Haas, Peter
4	78	11.98	6.5109	70.1436	87.68	59 Betschart, Bruno
5	71	11.13	6.3792	68.7248	85.91	8 Albrecht, Hans
6	75	12.34	6.0778	65.4781	81.85	56 Tamborenea, Gerardo
7	76	13.16	5.7751	62.2168	77.77	75 Heller, Jessey
8	72	13.00	5.5385	59.6677	74.58	23 Bachmann, Stefan S
9	69	12.88	5.3571	57.7143	72.14	71 Burch, Hubert
10	71	14.27	4.9755	53.6024	67.00	37 Schett, Robert
11	76	15.82	4.8040	51.7556	64.69	77 Bogaert, Rene
12	68	14.55	4.6735	50.3496	62.94	66 Dressler, Bernd
13	67	19.38	3.4572	37.2453	46.56	80 Heller, Joshua
14	73	31.51	2.3167	24.9588	31.20	48 Sieber, Heinz
15	74	33.40	2.2156	23.8691	29.84	64 Riedi, Serenella
16	23	17.60	1.3068	14.0788	17.60	57 Bruno, Alfonsino

STANDARD -- Overall Stage Results

3.Enziancup 2010

Printed Oktober 17, 2010 at 20:06



Stage 8 -- Handcuffs strong

	PTS	TIME	HIT FACTOR	STAGE POINTS	STAGE PERCENT	COMPETITOR # Name
1	68	8.15	8.3436	80.0000	100.00	78 Midgley, Gregory M
2	76	9.96	7.6305	73.1632	91.45	29 Frey, Michael
3	75	11.40	6.5789	63.0805	78.85	51 Stauffer, Peter
4	73	11.40	6.4035	61.3983	76.75	22 Burger, Marco
5	52	8.59	6.0536	58.0429	72.55	11 Kaesberger, Hansjoerg
6	63	11.73	5.3708	51.4969	64.37	18 Kuenzler, Oliver
7	66	13.22	4.9924	47.8686	59.84	42 Gotic, Robert R
8	72	15.00	4.8000	46.0235	57.53	30 Mayer, Norbert
9	78	16.49	4.7301	45.3537	56.69	40 Mohr, Uwe U
10	76	16.25	4.6769	44.8434	56.05	16 Brosch, Hanspeter
11	72	15.66	4.5977	44.0838	55.10	43 vanEssen, Olaf O
12	74	16.18	4.5735	43.8522	54.82	39 Bern, Michael M
13	64	14.19	4.5102	43.2450	54.06	45 Holzapfel, Christian
14	74	16.53	4.4767	42.9237	53.65	10 Trautmann, Ralf
15	68	16.76	4.0573	38.9021	48.63	1 Oruglica, Hajrudin O

PRODUCTION -- Overall Stage Results

3.Enziancup 2010

Printed Oktober 17, 2010 at 20:06



Stage 8 -- Handcuffs strong

	PTS	TIME	HIT FACTOR	STAGE POINTS	STAGE PERCENT	COMPETITOR # Name
1	78	10.20	7.6471	80.0000	100.00	9 Heller, Peter
2	78	13.25	5.8868	61.5849	76.98	60 Burkhalter, Christine
3	74	12.79	5.7858	60.5281	75.66	5 Minder, Rolf
4	66	11.74	5.6218	58.8127	73.52	3 Ergler, Manfred
5	74	13.62	5.4332	56.8395	71.05	53 Hubli, Pascal
6	66	12.47	5.2927	55.3698	69.21	35 Deflorian, Peter
7	72	14.40	5.0000	52.3077	65.38	72 Ditzler, Roger
8	76	15.37	4.9447	51.7291	64.66	55 Perucchini, Marco
9	72	14.70	4.8980	51.2402	64.05	67 Binder, Thomas
10	70	14.58	4.8011	50.2269	62.78	63 Rothweiler, Claus
11	70	14.65	4.7782	49.9869	62.48	54 Pochon, Eric
12	66	13.96	4.7278	49.4600	61.82	61 Hasler, Matthias
13	76	17.58	4.3231	45.2262	56.53	31 Gabriel, Erich
14	74	17.28	4.2824	44.8006	56.00	52 Lung, Gerhard
15	72	18.83	3.8237	40.0016	50.00	47 Ximenes, Artur
16	51	13.73	3.7145	38.8593	48.57	41 Huber, Markus
17	57	16.40	3.4756	36.3602	45.45	12 Schekin, Oleg O
18	59	17.78	3.3183	34.7149	43.39	44 Waldmann, Daniel
19	43	13.44	3.1994	33.4707	41.84	25 Rigoni, Patrick P
20	47	14.98	3.1375	32.8232	41.03	62 Michel, Walter
21	68	22.70	2.9956	31.3385	39.17	14 Schuldt, Rocco R
22	72	24.79	2.9044	30.3845	37.98	6 Luebeck, Magnus
23	37	15.09	2.4520	25.6512	32.06	4 Weltin, Martin
24	43	17.64	2.4376	25.5015	31.88	65 Fricker, Claudia
25	53	25.89	2.0471	21.4160	26.77	13 Houghthon, Patrick
26	44	21.72	2.0258	21.1928	26.49	33 Maeder, Patrick
27	21	61.16	0.3434	3.5921	4.49	74 Rottweiler, Max M
28	0	0.00	0.0000	0.0000	0.00	36 Schelling, Alois

MODIFIED -- Overall Stage Results

3.Enziancup 2010

Printed Oktober 17, 2010 at 20:06



Stage 8 -- Handcuffs strong

	PTS	TIME	HIT FACTOR	STAGE POINTS	STAGE PERCENT	COMPETITOR # Name
1	71	11.88	5.9764	80.0000	100.00	26 Arent, Benjamin B
2	67	11.74	5.7070	76.3932	95.49	17 Meier, Dominic M
3	70	14.37	4.8713	65.2063	81.51	21 Bonaldo, Massimo
4	62	15.43	4.0181	53.7866	67.23	79 Mottet, Andreas
5	66	16.81	3.9262	52.5562	65.70	32 Jenni, Patrick

REVOLVER (STANDARD) -- Overall Stage Results

3.Enziancup 2010

Printed Oktober 17, 2010 at 20:06




Stage 8 -- Handcuffs strong

	PTS	TIME	HIT FACTOR	STAGE POINTS	STAGE PERCENT	COMPETITOR # Name
1	74	18.65	3.9678	80.0000	100.00	24 Derrer, Marco M
2	74	21.45	3.4499	69.5571	86.95	70 Zuercher, Bramwell
3	78	24.20	3.2231	64.9855	81.23	68 Schmocker, Ernst
4	77	24.95	3.0862	62.2239	77.78	27 Wohlmuth, Markus M
5	77	28.51	2.7008	54.4541	68.07	73 Schmocker, Christof C
6	72	30.23	2.3817	48.0210	60.03	34 Berger, Ferdinand
7	42	21.65	1.9400	39.1137	48.89	7 Itani, Marwan

OPEN -- Overall Stage Results

3.Enziancup 2010

Printed Oktober 17, 2010 at 20:06




Stage 9 -- Handcuffs weak

	PTS	TIME	HIT FACTOR	STAGE POINTS	STAGE PERCENT	COMPETITOR # Name
1	76	7.12	10.6742	80.0000	100.00	15 Schneider, Patrik
2	73	7.02	10.3989	77.9367	97.42	58 Haas, Peter
3	77	8.53	9.0270	67.6547	84.57	76 Schmitt, Beat
4	74	8.37	8.8411	66.2617	82.83	59 Betschart, Bruno
5	79	9.34	8.4582	63.3923	79.24	8 Albrecht, Hans
6	77	9.22	8.3514	62.5916	78.24	37 Schett, Robert
7	67	8.48	7.9009	59.2155	74.02	80 Heller, Joshua
8	71	9.08	7.8194	58.6042	73.26	71 Burch, Hubert
9	72	9.63	7.4766	56.0354	70.04	23 Bachmann, Stefan S
10	65	8.91	7.2952	54.6754	68.34	75 Heller, Jessey
11	71	10.04	7.0717	53.0006	66.25	77 Bogaert, Rene
12	78	11.27	6.9210	51.8713	64.84	56 Tamborenea, Gerardo
13	71	11.29	6.2888	47.1325	58.92	66 Dressler, Bernd
14	72	11.49	6.2663	46.9644	58.71	48 Sieber, Heinz
15	66	10.94	6.0329	45.2150	56.52	57 Bruno, Alfonsino
16	69	14.22	4.8523	36.3669	45.46	64 Riedi, Serenella

STANDARD -- Overall Stage Results

3.Enziancup 2010

Printed Oktober 17, 2010 at 20:06



Stage 9 -- Handcuffs weak

	PTS	TIME	HIT FACTOR	STAGE POINTS	STAGE PERCENT	COMPETITOR # Name
1	76	7.13	10.6592	80.0000	100.00	78 Midgley, Gregory M
2	75	7.72	9.7150	72.9138	91.14	29 Frey, Michael
3	75	8.75	8.5714	64.3308	80.41	16 Brosch, Hanspeter
4	67	8.06	8.3127	62.3887	77.99	11 Kaesberger, Hansjoerg
5	76	9.37	8.1110	60.8751	76.09	30 Mayer, Norbert
6	67	8.79	7.6223	57.2074	71.51	43 vanEssen, Olaf O
7	56	7.40	7.5676	56.7966	71.00	51 Stauffer, Peter
8	72	9.85	7.3096	54.8608	68.58	22 Burger, Marco
9	68	10.32	6.5891	49.4533	61.82	45 Holzapfel, Christian
10	66	10.15	6.5025	48.8027	61.00	18 Kuenzler, Oliver
11	66	11.21	5.8876	44.1880	55.23	42 Gotic, Robert R
12	80	13.92	5.7471	43.1337	53.92	1 Oruglica, Hajrudin O
13	44	8.02	5.4863	41.1760	51.47	10 Trautmann, Ralf
14	78	14.29	5.4584	40.9664	51.21	40 Mohr, Uwe U
15	73	14.09	5.1810	38.8846	48.61	39 Bern, Michael M

PRODUCTION -- Overall Stage Results

3.Enziancup 2010

Printed Oktober 17, 2010 at 20:06



Stage 9 -- Handcuffs weak

	PTS	TIME	HIT FACTOR	STAGE POINTS	STAGE PERCENT	COMPETITOR # Name
1	65	6.60	9.8485	80.0000	100.00	9 Heller, Peter
2	76	8.59	8.8475	71.8689	89.84	3 Ergler, Manfred
3	80	10.37	7.7146	62.6660	78.33	53 Hubli, Pascal
4	66	8.67	7.6125	61.8366	77.30	54 Pochon, Eric
5	76	10.16	7.4803	60.7632	75.95	5 Minder, Rolf
6	76	10.46	7.2658	59.0204	73.78	6 Luebeck, Magnus
7	80	11.26	7.1048	57.7128	72.14	61 Hasler, Matthias
8	76	10.99	6.9154	56.1741	70.22	47 Ximenes, Artur
9	70	10.63	6.5851	53.4916	66.86	55 Perucchini, Marco
10	74	11.53	6.4180	52.1342	65.17	72 Ditzler, Roger
11	72	11.45	6.2882	51.0796	63.85	67 Binder, Thomas
12	70	11.57	6.0501	49.1457	61.43	35 Deflorian, Peter
13	66	11.08	5.9567	48.3866	60.48	12 Schekin, Oleg O
14	72	12.45	5.7831	46.9768	58.72	33 Maeder, Patrick
15	68	11.88	5.7239	46.4957	58.12	44 Waldmann, Daniel
16	70	12.33	5.6772	46.1164	57.65	62 Michel, Walter
17	72	12.95	5.5598	45.1630	56.45	13 Houghthon, Patrick
18	64	11.61	5.5125	44.7784	55.97	63 Rothweiler, Claus
19	58	10.75	5.3953	43.8268	54.78	52 Lung, Gerhard
20	70	13.02	5.3763	43.6725	54.59	65 Fricker, Claudia
21	58	10.95	5.2968	43.0263	53.78	60 Burkhalter, Christine
22	70	13.29	5.2671	42.7852	53.48	25 Rigoni, Patrick P
23	66	14.41	4.5802	37.2049	46.51	41 Huber, Markus
24	64	14.88	4.3011	34.9380	43.67	20 Dahmen, Werner
25	64	20.52	3.1189	25.3351	31.67	14 Schuldt, Rocco R
26	45	18.86	2.3860	19.3817	24.23	74 Rottweiler, Max M
27	47	19.95	2.3559	19.1371	23.92	31 Gabriel, Erich
28	24	10.65	2.2535	18.3055	22.88	4 Weltin, Martin
29	0	0.00	0.0000	0.0000	0.00	36 Schelling, Alois

MODIFIED -- Overall Stage Results

3.Enziancup 2010

Printed Oktober 17, 2010 at 20:06



Stage 9 -- Handcuffs weak

	PTS	TIME	HIT FACTOR	STAGE POINTS	STAGE PERCENT	COMPETITOR # Name
1	74	7.55	9.8013	80.0000	100.00	26 Arent, Benjamin B
2	74	8.60	8.6047	70.2326	87.79	21 Bonaldo, Massimo
3	77	10.14	7.5937	61.9809	77.48	79 Mottet, Andreas
4	73	10.48	6.9656	56.8548	71.07	17 Meier, Dominic M
5	68	9.95	6.8342	55.7816	69.73	32 Jenni, Patrick

REVOLVER (STANDARD) -- Overall Stage Results

3.Enziancup 2010

Printed Oktober 17, 2010 at 20:06



Stage 9 -- Handcuffs weak

	PTS	TIME	HIT FACTOR	STAGE POINTS	STAGE PERCENT	COMPETITOR # Name
1	72	12.08	5.9603	80.0000	100.00	24 Derrer, Marco M
2	75	14.59	5.1405	68.9970	86.25	34 Berger, Ferdinand
3	75	14.70	5.1020	68.4807	85.60	7 Itani, Marwan
4	77	17.13	4.4950	60.3334	75.42	70 Zuercher, Bramwell
5	79	20.03	3.9441	52.9384	66.17	68 Schmocker, Ernst
6	71	19.33	3.6730	49.3005	61.63	27 Wohlmuth, Markus M
7	66	22.74	2.9024	38.9563	48.70	73 Schmocker, Christof C

OPEN -- Overall Stage Results

3.Enziancup 2010

Printed Oktober 17, 2010 at 20:06



Stage 10 -- Deep and high

	PTS	TIME	HIT FACTOR	STAGE POINTS	STAGE PERCENT	COMPETITOR # Name
1	44	6.17	7.1313	45.0000	100.00	15 Schneider, Patrik
2	45	6.61	6.8079	42.9592	95.46	80 Heller, Joshua
3	43	6.89	6.2409	39.3817	87.51	71 Burch, Hubert
4	39	6.25	6.2400	39.3758	87.50	58 Haas, Peter
5	44	7.55	5.8278	36.7748	81.72	8 Albrecht, Hans
6	43	7.46	5.7641	36.3726	80.83	66 Dressler, Bernd
7	42	7.47	5.6225	35.4792	78.84	76 Schmitt, Beat
8	40	7.27	5.5021	34.7193	77.15	37 Schett, Robert
9	44	8.19	5.3724	33.9011	75.34	59 Betschart, Bruno
10	43	9.25	4.6486	29.3340	65.19	77 Bogaert, Rene
11	43	9.65	4.4560	28.1181	62.48	48 Sieber, Heinz
12	42	12.31	3.4119	21.5296	47.84	64 Riedi, Serenella
13	23	6.96	3.3046	20.8528	46.34	75 Heller, Jessey
14	26	8.14	3.1941	20.1555	44.79	23 Bachmann, Stefan S
15	16	7.24	2.2099	13.9453	30.99	57 Bruno, Alfonsino
16	17	8.21	2.0706	13.0662	29.04	56 Tamborenea, Gerardo

STANDARD -- Overall Stage Results

3.Enziancup 2010

Printed Oktober 17, 2010 at 20:06



Stage 10 -- Deep and high

	PTS	TIME	HIT FACTOR	STAGE POINTS	STAGE PERCENT	COMPETITOR # Name
1	42	5.79	7.2539	45.0000	100.00	78 Midgley, Gregory M
2	40	6.39	6.2598	38.8330	86.30	29 Frey, Michael
3	44	7.13	6.1711	38.2829	85.07	51 Stauffer, Peter
4	43	6.98	6.1605	38.2168	84.93	10 Trautmann, Ralf
5	43	7.56	5.6878	35.2849	78.41	22 Burger, Marco
6	42	7.69	5.4616	33.8817	75.29	16 Brosch, Hanspeter
7	43	7.99	5.3817	33.3859	74.19	42 Gotic, Robert R
8	42	8.17	5.1408	31.8911	70.87	43 vanEssen, Olaf O
9	44	8.81	4.9943	30.9826	68.85	40 Mohr, Uwe U
10	45	10.11	4.4510	27.6123	61.36	30 Mayer, Norbert
11	39	8.86	4.4018	27.3069	60.68	1 Oruglica, Hajrudin O
12	45	10.58	4.2533	26.3857	58.63	39 Bern, Michael M
13	25	6.61	3.7821	23.4628	52.14	18 Kuenzler, Oliver
14	35	9.31	3.7594	23.3217	51.83	45 Holzapfel, Christian
15	4	7.05	0.5674	3.5198	7.82	11 Kaesberger, Hansjoerg

PRODUCTION -- Overall Stage Results

3.Enziancup 2010

Printed Oktober 17, 2010 at 20:06



Stage 10 -- Deep and high

	PTS	TIME	HIT FACTOR	STAGE POINTS	STAGE PERCENT	COMPETITOR # Name
1	45	6.96	6.4655	45.0000	100.00	9 Heller, Peter
2	45	7.60	5.9211	41.2105	91.58	67 Binder, Thomas
3	41	6.97	5.8824	40.9412	90.98	54 Pochon, Eric
4	45	7.68	5.8594	40.7813	90.63	53 Hubli, Pascal
5	45	8.46	5.3191	37.0213	82.27	44 Waldmann, Daniel
6	41	7.80	5.2564	36.5846	81.30	47 Ximenes, Artur
7	43	8.76	4.9087	34.1644	75.92	52 Lung, Gerhard
8	39	8.16	4.7794	33.2647	73.92	63 Rothweiler, Claus
9	37	7.85	4.7134	32.8051	72.90	62 Michel, Walter
10	45	9.82	4.5825	31.8941	70.88	4 Weltin, Martin
11	37	8.17	4.5288	31.5202	70.04	35 Deflorian, Peter
12	43	9.50	4.5263	31.5032	70.01	61 Hasler, Matthias
13	45	10.12	4.4466	30.9486	68.77	60 Burkhalter, Christine
14	43	9.69	4.4376	30.8854	68.63	25 Rigoni, Patrick P
15	37	8.40	4.4048	30.6571	68.13	72 Ditzler, Roger
16	43	9.82	4.3788	30.4766	67.73	55 Perucchini, Marco
17	41	9.57	4.2842	29.8182	66.26	33 Maeder, Patrick
18	31	7.29	4.2524	29.5967	65.77	41 Huber, Markus
19	41	9.83	4.1709	29.0295	64.51	12 Schekin, Oleg O
20	43	12.22	3.5188	24.4910	54.42	74 Rottweiler, Max M
21	39	11.32	3.4452	23.9788	53.29	65 Fricker, Claudia
22	41	12.75	3.2157	22.3812	49.74	6 Luebeck, Magnus
23	23	8.94	2.5727	17.9060	39.79	3 Ergler, Manfred
24	22	9.10	2.4176	16.8264	37.39	31 Gabriel, Erich
25	24	10.97	2.1878	15.2270	33.84	14 Schuldt, Rocco R
26	20	9.48	2.1097	14.6835	32.63	5 Minder, Rolf
27	14	10.34	1.3540	9.4236	20.94	13 Houghton, Patrick
28	0	0.00	0.0000	0.0000	0.00	36 Schelling, Alois

MODIFIED -- Overall Stage Results

3.Enziancup 2010

Printed Oktober 17, 2010 at 20:06



Stage 10 -- Deep and high

	PTS	TIME	HIT FACTOR	STAGE POINTS	STAGE PERCENT	COMPETITOR # Name
1	40	6.22	6.4309	45.0000	100.00	26 Arent, Benjamin B
2	44	8.02	5.4863	38.3903	85.31	79 Mottet, Andreas
3	39	7.19	5.4242	37.9558	84.35	21 Bonaldo, Massimo
4	18	6.53	2.7565	19.2887	42.86	17 Meier, Dominic M
5	6	9.18	0.6536	4.5735	10.16	32 Jenni, Patrick

REVOLVER (STANDARD) -- Overall Stage Results

3.Enziancup 2010

Printed Oktober 17, 2010 at 20:06



Stage 10 -- Deep and high

	PTS	TIME	HIT FACTOR	STAGE POINTS	STAGE PERCENT	COMPETITOR # Name
1	44	8.86	4.9661	45.0000	100.00	24 Derrer, Marco M
2	43	10.32	4.1667	37.7557	83.90	34 Berger, Ferdinand
3	45	10.90	4.1284	37.4093	83.13	27 Wohlmuth, Markus M
4	41	10.04	4.0837	37.0036	82.23	7 Itani, Marwan
5	40	10.89	3.6731	33.2832	73.96	70 Zuercher, Bramwell
6	45	12.49	3.6029	32.6470	72.55	68 Schmocker, Ernst
7	44	15.22	2.8909	26.1958	58.21	73 Schmocker, Christof C

OPEN -- Overall Stage Results

3.Enziancup 2010

Printed Oktober 17, 2010 at 20:06




Stage 11 -- Quickly

	PTS	TIME	HIT FACTOR	STAGE POINTS	STAGE PERCENT	COMPETITOR # Name
1	45	10.19	4.4161	45.0000	100.00	76 Schmitt, Beat
2	44	10.17	4.3265	44.0865	97.97	58 Haas, Peter
3	45	13.50	3.3333	33.9667	75.48	80 Heller, Joshua
4	45	13.96	3.2235	32.8474	72.99	77 Bogaert, Rene
5	35	12.24	2.8595	29.1381	64.75	15 Schneider, Patrik
6	45	15.80	2.8481	29.0222	64.49	71 Burch, Hubert
7	45	16.39	2.7456	27.9774	62.17	23 Bachmann, Stefan S
8	35	13.48	2.5964	26.4577	58.79	59 Betschart, Bruno
9	45	17.48	2.5744	26.2328	58.30	48 Sieber, Heinz
10	45	17.54	2.5656	26.1431	58.10	66 Dressler, Bernd
11	35	14.09	2.4840	25.3123	56.25	75 Heller, Jessey
12	35	15.15	2.3102	23.5413	52.31	56 Tamborenea, Gerardo
13	35	17.52	1.9977	20.3567	45.24	8 Albrecht, Hans
14	35	20.86	1.6779	17.0973	37.99	37 Schett, Robert
15	35	20.97	1.6691	17.0076	37.79	64 Riedi, Serenella
16	44	27.09	1.6242	16.5508	36.78	57 Bruno, Alfonsino

STANDARD -- Overall Stage Results

3.Enziancup 2010

Printed Oktober 17, 2010 at 20:06



Stage 11 -- Quickly

	PTS	TIME	HIT FACTOR	STAGE POINTS	STAGE PERCENT	COMPETITOR # Name
1	45	13.57	3.3161	45.0000	100.00	43 vanEssen, Olaf O
2	35	10.56	3.3144	44.9763	99.95	10 Trautmann, Ralf
3	45	13.64	3.2991	44.7691	99.49	51 Stauffer, Peter
4	44	13.84	3.1792	43.1416	95.87	29 Frey, Michael
5	44	15.05	2.9236	39.6731	88.16	30 Mayer, Norbert
6	35	14.78	2.3681	32.1346	71.41	42 Gotic, Robert R
7	35	14.92	2.3458	31.8331	70.74	78 Midgley, Gregory M
8	45	19.38	2.3220	31.5093	70.02	18 Kuenzler, Oliver
9	33	14.37	2.2965	31.1628	69.25	45 Holzapfel, Christian
10	45	19.63	2.2924	31.1080	69.13	40 Mohr, Uwe U
11	35	16.56	2.1135	28.6806	63.73	16 Brosch, Hanspeter
12	34	17.49	1.9440	26.3796	58.62	22 Burger, Marco
13	25	13.57	1.8423	25.0000	55.56	11 Kaesberger, Hansjoerg
14	45	25.07	1.7950	24.3578	54.13	39 Bern, Michael M
15	35	23.72	1.4755	20.0232	44.50	1 Oruglica, Hajrudin O

PRODUCTION -- Overall Stage Results

3.Enziancup 2010

Printed Oktober 17, 2010 at 20:06



Stage 11 -- Quickly

	PTS	TIME	HIT FACTOR	STAGE POINTS	STAGE PERCENT	COMPETITOR # Name
1	45	11.36	3.9613	45.0000	100.00	9 Heller, Peter
2	45	13.06	3.4456	39.1424	86.98	67 Binder, Thomas
3	45	13.88	3.2421	36.8300	81.84	54 Pochon, Eric
4	45	14.01	3.2120	36.4882	81.08	60 Burkhalter, Christine
5	45	14.34	3.1381	35.6485	79.22	3 Ergler, Manfred
6	45	14.52	3.0992	35.2066	78.24	44 Waldmann, Daniel
7	45	14.79	3.0426	34.5639	76.81	5 Minder, Rolf
8	45	14.89	3.0222	34.3318	76.29	53 Hubli, Pascal
9	45	14.97	3.0060	34.1483	75.89	52 Lung, Gerhard
10	43	14.77	2.9113	33.0724	73.49	6 Luebeck, Magnus
11	43	15.47	2.7796	31.5760	70.17	63 Rothweiler, Claus
12	45	16.27	2.7658	31.4198	69.82	47 Ximenes, Artur
13	45	16.44	2.7372	31.0949	69.10	25 Rigoni, Patrick P
14	45	16.72	2.6914	30.5742	67.94	35 Deflorian, Peter
15	45	16.78	2.6818	30.4648	67.70	41 Huber, Markus
16	45	16.90	2.6627	30.2485	67.22	61 Hasler, Matthias
17	45	18.33	2.4550	27.8887	61.97	65 Fricker, Claudia
18	45	18.60	2.4194	27.4839	61.08	33 Maeder, Patrick
19	35	16.02	2.1848	24.8190	55.15	62 Michel, Walter
20	43	19.81	2.1706	24.6583	54.80	55 Perucchini, Marco
21	45	21.08	2.1347	24.2505	53.89	12 Schekin, Oleg O
22	35	16.54	2.1161	24.0387	53.42	13 Houghton, Patrick
23	45	22.34	2.0143	22.8827	50.85	4 Weltin, Martin
24	43	21.81	1.9716	22.3971	49.77	31 Gabriel, Erich
25	45	28.08	1.6026	18.2051	40.46	14 Schuldt, Rocco R
26	25	16.65	1.5015	17.0571	37.90	72 Ditzler, Roger
27	10	30.48	0.3281	3.7270	8.28	74 Rottweiler, Max M
28	0	0.00	0.0000	0.0000	0.00	36 Schelling, Alois

MODIFIED -- Overall Stage Results

3.Enziancup 2010

Printed Oktober 17, 2010 at 20:06



Stage 11 -- Quickly

	PTS	TIME	HIT FACTOR	STAGE POINTS	STAGE PERCENT	COMPETITOR # Name
1	45	11.97	3.7594	45.0000	100.00	17 Meier, Dominic M
2	45	14.09	3.1938	38.2292	84.95	32 Jenni, Patrick
3	45	14.59	3.0843	36.9191	82.04	21 Bonaldo, Massimo
4	45	14.68	3.0654	36.6928	81.54	26 Arent, Benjamin B
5	45	14.95	3.0100	36.0301	80.07	79 Mottet, Andreas

REVOLVER (STANDARD) -- Overall Stage Results

3.Enziancup 2010

Printed Oktober 17, 2010 at 20:06



Stage 11 -- Quickly

	PTS	TIME	HIT FACTOR	STAGE POINTS	STAGE PERCENT	COMPETITOR # Name
1	45	19.60	2.2959	45.0000	100.00	34 Berger, Ferdinand
2	45	20.81	2.1624	42.3835	94.19	68 Schmocker, Ernst
3	45	21.12	2.1307	41.7614	92.80	27 Wohlmuth, Markus M
4	44	20.76	2.1195	41.5414	92.31	24 Derrer, Marco M
5	45	22.62	1.9894	38.9920	86.65	73 Schmocker, Christof C
6	45	26.62	1.6905	33.1330	73.63	7 Itani, Marwan
7	35	21.30	1.6432	32.2066	71.57	70 Zuercher, Bramwell

OPEN -- Overall Stage Results

3.Enziancup 2010

Printed Oktober 17, 2010 at 20:06




Stage 12 -- Search

	PTS	TIME	HIT FACTOR	STAGE POINTS	STAGE PERCENT	COMPETITOR # Name
1	155	14.87	10.4237	160.0000	100.00	15 Schneider, Patrik
2	154	17.54	8.7799	134.7691	84.23	80 Heller, Joshua
3	145	16.78	8.6412	132.6402	82.90	59 Betschart, Bruno
4	151	17.53	8.6138	132.2191	82.64	76 Schmitt, Beat
5	144	17.13	8.4063	129.0341	80.65	57 Bruno, Alfonsino
6	143	18.03	7.9312	121.7418	76.09	71 Burch, Hubert
7	151	19.94	7.5727	116.2388	72.65	75 Heller, Jessey
8	148	19.90	7.4372	114.1584	71.35	37 Schett, Robert
9	144	20.23	7.1181	109.2612	68.29	8 Albrecht, Hans
10	153	21.99	6.9577	106.7986	66.75	58 Haas, Peter
11	146	21.00	6.9524	106.7168	66.70	23 Bachmann, Stefan S
12	150	23.37	6.4185	98.5217	61.58	66 Dressler, Bernd
13	150	23.39	6.4130	98.4374	61.52	56 Tamborenea, Gerardo
14	137	22.65	6.0486	92.8435	58.03	77 Bogaert, Rene
15	123	21.40	5.7477	88.2248	55.14	48 Sieber, Heinz
16	147	29.33	5.0119	76.9316	48.08	64 Riedi, Serenella

STANDARD -- Overall Stage Results

3.Enziancup 2010

Printed Oktober 17, 2010 at 20:06



Stage 12 -- Search

	PTS	TIME	HIT FACTOR	STAGE POINTS	STAGE PERCENT	COMPETITOR # Name
1	150	15.67	9.5724	160.0000	100.00	18 Kuenzler, Oliver
2	153	16.28	9.3980	157.0850	98.18	78 Midgley, Gregory M
3	150	17.28	8.6806	145.0926	90.68	16 Brosch, Hanspeter
4	150	19.78	7.5834	126.7543	79.22	43 vanEssen, Olaf O
5	154	20.40	7.5490	126.1794	78.86	22 Burger, Marco
6	149	20.05	7.4314	124.2137	77.63	29 Frey, Michael
7	147	20.90	7.0335	117.5625	73.48	10 Trautmann, Ralf
8	150	22.01	6.8151	113.9119	71.19	51 Stauffer, Peter
9	144	21.81	6.6025	110.3582	68.97	45 Holzapfel, Christian
10	149	22.93	6.4980	108.6125	67.88	40 Mohr, Uwe U
11	153	23.61	6.4803	108.3161	67.70	30 Mayer, Norbert
12	160	25.82	6.1967	103.5766	64.74	1 Oruglica, Hajrudin O
13	138	23.88	5.7789	96.5923	60.37	42 Gotic, Robert R
14	152	27.73	5.4814	91.6202	57.26	39 Bern, Michael M
15	62	18.93	3.2752	54.7443	34.22	11 Kaesberger, Hansjoerg

PRODUCTION -- Overall Stage Results

3.Enziancup 2010

Printed Oktober 17, 2010 at 20:06



Stage 12 -- Search

	PTS	TIME	HIT FACTOR	STAGE POINTS	STAGE PERCENT	COMPETITOR # Name
1	152	18.37	8.2744	160.0000	100.00	9 Heller, Peter
2	154	19.35	7.9587	153.8953	96.18	53 Hubli, Pascal
3	152	19.65	7.7354	149.5776	93.49	67 Binder, Thomas
4	150	19.67	7.6258	147.4594	92.16	3 Ergler, Manfred
5	148	19.87	7.4484	144.0288	90.02	5 Minder, Rolf
6	146	19.68	7.4187	143.4542	89.66	52 Lung, Gerhard
7	150	21.12	7.1023	137.3355	85.83	54 Pochon, Eric
8	146	20.59	7.0908	137.1141	85.70	62 Michel, Walter
9	138	19.75	6.9873	135.1131	84.45	41 Huber, Markus
10	144	21.38	6.7353	130.2388	81.40	72 Ditzler, Roger
11	150	22.70	6.6079	127.7765	79.86	60 Burkhalter, Christine
12	150	22.75	6.5934	127.4957	79.68	47 Ximenes, Artur
13	140	21.52	6.5056	125.7973	78.62	12 Schekin, Oleg O
14	142	22.05	6.4399	124.5275	77.83	65 Fricker, Claudia
15	132	20.84	6.3340	122.4790	76.55	44 Waldmann, Daniel
16	138	22.02	6.2670	121.1846	75.74	63 Rothweiler, Claus
17	146	23.38	6.2447	120.7519	75.47	33 Maeder, Patrick
18	142	22.85	6.2144	120.1677	75.10	31 Gabriel, Erich
19	152	24.48	6.2092	120.0654	75.04	61 Hasler, Matthias
20	136	22.03	6.1734	119.3741	74.61	13 Houghthon, Patrick
21	140	22.79	6.1430	118.7871	74.24	55 Perucchini, Marco
22	132	23.62	5.5885	108.0636	67.54	6 Luebeck, Magnus
23	148	26.55	5.5744	107.7911	67.37	4 Weltin, Martin
24	144	28.09	5.1264	99.1280	61.95	25 Rigoni, Patrick P
25	124	25.51	4.8608	93.9933	58.75	35 Deflorian, Peter
26	128	31.85	4.0188	77.7116	48.57	14 Schuldt, Rocco R
27	130	41.41	3.1393	60.7049	37.94	74 Rottweiler, Max M
28	0	0.00	0.0000	0.0000	0.00	36 Schelling, Alois

MODIFIED -- Overall Stage Results

3.Enziancup 2010

Printed Oktober 17, 2010 at 20:06



Stage 12 -- Search

	PTS	TIME	HIT FACTOR	STAGE POINTS	STAGE PERCENT	COMPETITOR # Name
1	150	17.15	8.7464	160.0000	100.00	17 Meier, Dominic M
2	156	19.52	7.9918	146.1967	91.37	26 Arent, Benjamin B
3	144	19.77	7.2838	133.2443	83.28	32 Jenni, Patrick
4	156	22.44	6.9519	127.1729	79.48	79 Mottet, Andreas
5	140	22.41	6.2472	114.2823	71.43	21 Bonaldo, Massimo

REVOLVER (STANDARD) -- Overall Stage Results

3.Enziancup 2010

Printed Oktober 17, 2010 at 20:06



Stage 12 -- Search

	PTS	TIME	HIT FACTOR	STAGE POINTS	STAGE PERCENT	COMPETITOR # Name
1	157	24.81	6.3281	160.0000	100.00	34 Berger, Ferdinand
2	153	27.10	5.6458	142.7477	89.22	24 Derrer, Marco M
3	156	28.94	5.3905	136.2929	85.18	70 Zuercher, Bramwell
4	155	29.47	5.2596	132.9838	83.11	68 Schmocker, Ernst
5	157	33.36	4.7062	118.9928	74.37	27 Wohlmuth, Markus M
6	113	39.63	2.8514	72.0944	45.06	73 Schmocker, Christof C



Disqualified Shooters

<u>No.</u>	<u>Name</u>
28	Vogler, Michael M